

NEW!



Model NV-EC1701
with PoE, PoE+, or High Power PoE



Features:

- Transmit 10/100 BaseT Full Duplex Ethernet up to 8,000ft (2,500m) or more* over RG-59/U
- 48 or 56 VDC is distributed over the coax to all connected equipment.
Powers PoE, PoE+, or High Power PoE cameras (or other PoE devices), up to 60 watts*
- One EoC transceiver at the network-end can support multiple* remote transceivers/IP cameras using the NV-EC4BNC adaptor/splitter
- Up to four transceivers can be rack mounted on an NV-RMEC16 Rack Mount Tray Kit, connecting up to 16 cameras
- Easy configuration, no PC required
- Transparently supports all networking protocols (UDP, TCP/IP, HTTP, Multicast with IGMP, etc.)
- Advanced 128-bit AES encrypted transmission and PoE+ power technology
- Built-in transient protection; Industrial temperature range
- Available in 1-4 Camera System Kits
- Limited lifetime warranty

The NVT Model NV-EC1701 Ethernet over Coax EoC Transceiver is a compact media converter that allows 10/100 BaseT Ethernet and PoE+ power to be transmitted using coax cable. These devices are often used in legacy installations where existing cable is re-deployed as part of an upgrade to IP cameras. 48 or 56 VDC class 2 power is delivered to one transceiver, which distributes it to multiple* remote transceivers, and their PoE, PoE+, or High Power PoE cameras*.

These transceivers are extremely simple to use, with no IP or MAC addressing required. Status LEDs indicate power and link connectivity/activity for RJ45 and BNC ports. They are backed by NVT's award winning customer support and limited lifetime warranty.

* Distance and number of devices supported may lower due to power supply capacity and wire voltage-drop. See Wire Distance Chart on page 5 & 6.



Model NV-EC1701

EoC Ethernet over Coax Transceiver

with PoE, PoE+, or High Power PoE

TECHNICAL SPECIFICATIONS

RJ45 ETHERNET INTERFACE

Connectivity: RJ45, auto-crossover

Wire type: 4-pair Cat5 or better

Distance: up to 328ft (100m)

Speed: 10/100 Base T, half/full duplex, auto-negotiation auto MDI/MDIX cross-over

Latency: 3mS

Data throughput: 85Mbps ±10% useable bandwidth per network
Example: Four megapixel cameras, all sharing one coax network, each sending 20Mbps video stream(s).

Power output: This Power Sourcing Equipment (PSE) supports Powered Devices (PDs) that are compatible with IEEE 802.3af/at, or PDs that draw up to 60 watts*. For maximum power/distance, 48 or 56 VDC appears on all eight RJ45 pins, and are current-protected and transient-protected.

POWER CONSUMPTION

Consumption per transceiver: 3.0 W @ 10 to 56 VDC

Total system consumption: = total consumption of transceivers
+ total consumption of PDs (IP cameras)
+ total power dissipated in the wire

COAX BUILDING WIRING INTERFACE

Connectivity: BNC, RG-59/U or similar
One control room EoC transceiver may support multiple* remote EoC transceivers

Impedance: 25 to 100Ω

Distance: See pages 5 - 6

Transmission technology: OFDM, 128-bit AES encryption

* IMPORTANT NOTE:

Distance will often be shorter due to power supply capacity and wire voltage-drop. See Maximum Per-Camera Wire Distance Chart on page 6. **For fault/safety protection, never use more than two power supplies within a network system.**

LED STATUS INDICATORS

Power: Blue "Power On"

BNC/2-wire interface: Green "Link"

RJ45 Interface: Green "Link"

MECHANICAL / ENVIRONMENTAL

Transceiver body dimensions: 5.1 in (131mm) long
(excluding connectors) 1.3 in (33mm) high
1.5 in (38mm) wide

Transceiver weight: 5.1oz (145g)

Operating and storage temperature: -40°F to 185°F (-40°C to +85°C)
20 to 85% RH non-condensing


Transient Immunity: 5x20μS 3000A, 6000V
ESD 20KV, 200pF

POWER SUPPLY

Power supplies are external inline, with an IEC380-C14 power inlet and 6ft (1.8m) line-cord. Input voltage is 100 ~240VAC 50-60Hz. A molded P1J 5.5mm barrel connector provides Class 2 (SELV) regulated output with one of these three ratings:

Use only the power cord provided with the unit or equivalent UL approved type SPT-2, SVT, or SJT, 18/3 AWG 100~240VAC, 1A 60°C Max. 15ft (4.5m) long. One end with IEC380-C13 appliance coupler and the other end with NEMA 1015P or equivalent for your country.

+ 48VDC 60W
+ 56VDC 60W
+ 56VDC 90W



60W power supply body dimensions: 4.90 in (125mm) long
1.25 in (32mm) high
2.00 in (50mm) wide

60W power supply weight: 10.6oz (300g)

90W power supply body dimensions: 5.70 in (145mm) long
1.25 in (32mm) high
2.36 in (60mm) wide

90W power supply weight: 1 lb (450g)

Power supply operating temperature: -22°F to 122°F (-30°C to +50°C)
20 to 85% RH non-condensing

Power supply storage temperature: -40°F to 185°F (-40°C to +85°C)
0 to 95% RH non-condensing

Transient Immunity: 5x20μS 3000A, 6000V
ESD 20KV, 200pF

Power cord weight: 5.5oz (156g)

REGULATORY



UL Listed to IEC/UL 60950-1 Complies with FCC part 15B limits

Specifications subject to change without notice.

Network Video Technologies


(+1) 650.462.8100 • +44 (0) 208 977-6614
nvt.com • www.nvt.com/email



Model NV-EC1701 EoC Ethernet over Coax Transceiver with PoE, PoE+, or High Power PoE

Product and Accessories

NV-EC1701 Single transceiver only, no power supply



NV-PS48-60W 48V DC power supply, 60 watts with IEC line cord



NV-PS56-60W 56V DC power supply, 60 watts with IEC line cord



NV-PS56-90W 56V DC power supply, 90 watts with IEC line cord



NV-BNCT BNC "T" adaptor



NV-EC4BNC 1:4 BNC splitter adaptor



NV-PC4PR RJ45 Patch Cord, 4-pair 3' (1m) Grey



NV-DPSC4 Detachable Power Supply Cord Splitter 1:4 2ft



NV-RMEC16 Rack mounting chassis, 19" x 1U holds up to 4 NV-EC1701 transceivers plus 60W power supplies. Includes NV-DPSC4 Power Cord Splitter (Transceivers and power supplies not included)



Network Video Technologies

(+1) 650.462.8100 • +44 (0) 208 977-6614
nvt.com • www.nvt.com/email



Model NV-EC1701 EoC Ethernet over Coax Transceiver with PoE, PoE+, or High Power PoE

Product Kits

Single EoC Transmission System

- NV-EC1701-KIT1 2 NV-EC1701 Transceivers
- 1 NV-PS48-60W Power Supply with IEC line cord
- 2 NV-PC4PR



Dual EoC Transmission System

- NV-EC1701-KIT2 3 NV-EC1701 Transceivers
- 1 NV-PS48-60W Power Supply with IEC line cord
- 1 NV-BNCT BNC "T" Adaptor
- 3 NV-PC4PR patch-cord



Triple EoC Transmission System

- NV-EC1701-KIT3 4 NV-EC1701 Transceivers
- 1 NV-PS48-60W Power Supply with IEC line cord
- 1 NV-EC4BNC 1:4 BNC splitter adaptor
- 4 NV-PC4PR patch-cord



Quadruple EoC Transmission System

- NV-EC1701-KIT4 5 NV-EC1701 Transceivers
- 1 NV-PS48-60W Power Supply with IEC line cord
- 1 NV-EC4BNC 1:4 BNC splitter adaptor
- 5 NV-PC4PR patch-cord



Network Video Technologies

(+1) 650.462.8100 • +44 (0) 208 977-6614
nvt.com • www.nvt.com/email

Model NV-EC1701 EoC Ethernet over Coax Transceiver with PoE, PoE+, or High Power PoE

Wire Type and Power Distance Capacity

The distance capability of wire is dependant on its ability to deliver DC power, and separately, to deliver high-frequency data signals.

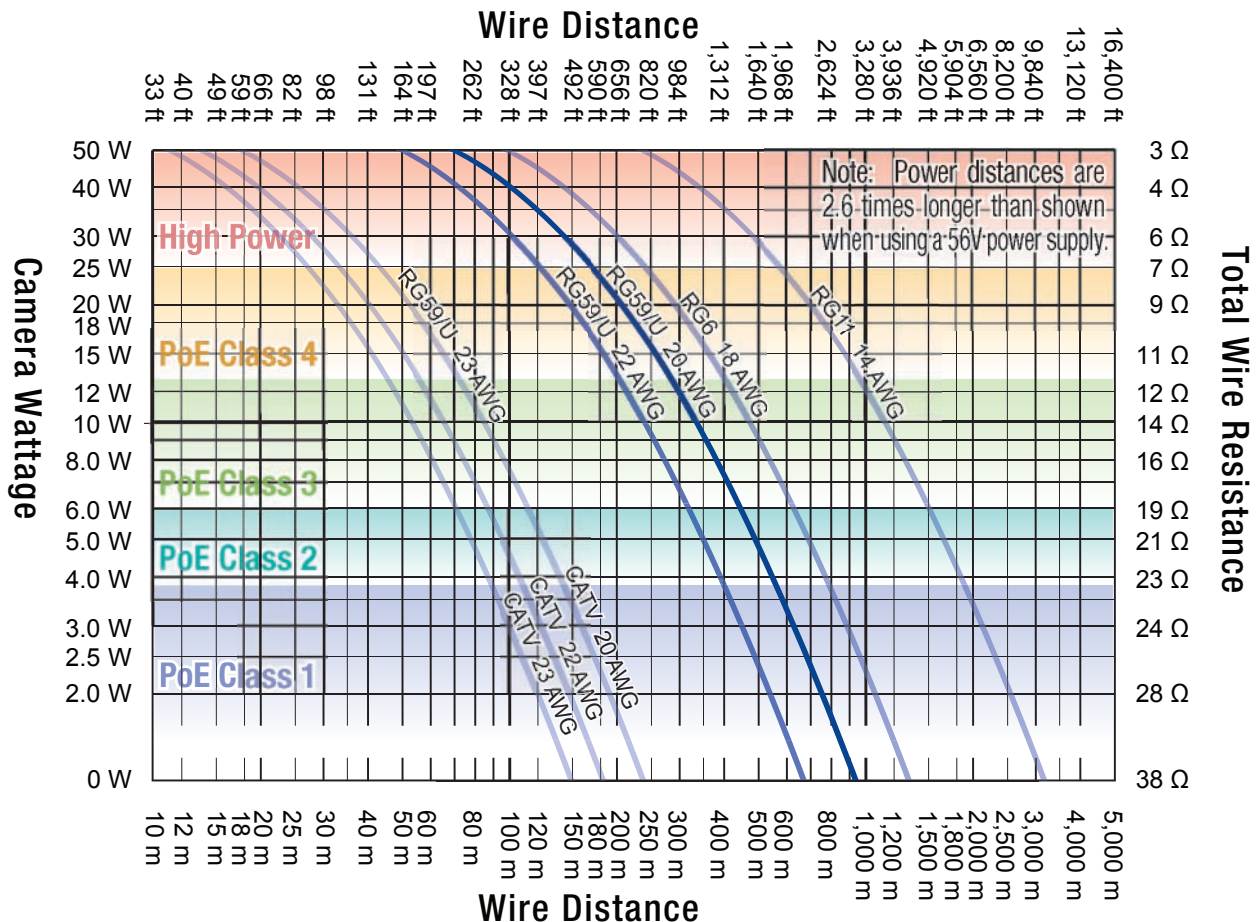
The graph below shows maximum power delivery when using a 48V power supply. If you are using a 56V power supply, your distances will be 2.6 times those shown in the graph. If you are not delivering power to your camera (or other remote device), then this graph does not apply. The graph on the next page shows the maximum data delivery rate.

A Distance Calculator can be found at www.nvt.com.

PoE devices require a minimum of 43V to operate. With a 48V supply, we have 5V of allowable voltage drop on the wire. With a 56V supply, we have 13V of allowable voltage drop on the wire.

The voltage will dip in proportion to the remote (camera) load. The graph below shows what distances are supported for various loads and wire types.

- Start with the camera wattage at the left. Sometimes IP cameras are listed as to their PoE Class rather than wattage. If this is the case, use the colored classes instead.
- Now read over to the right until you find your kind of wire. Then look up (feet) or down (meters) to find your maximum wire distance.
- If your wire is not among the examples, simply measure its total resistance and find that value on the right side of the graph. The maximum supported wattage is on the left.



Network Video Technologies

(+1) 650.462.8100 • +44(0)208 977-6614
nvt.com • www.nvt.com/email



Model NV-EC1701 EoC Ethernet over Coax Transceiver with PoE, PoE+, or High Power PoE

Wire Type and Data Distance Capacity

There are a wide variety of wire qualities, from copper-plated steel at the low end (CATV wire) to high performance low-loss pure copper. The graph below will help you determine your data throughput as a function of wire type and distance.

A Distance Calculator can be found at www.nvt.com.

