

LAN CABLING SYSTEMS PRODUCT CATALOGUE

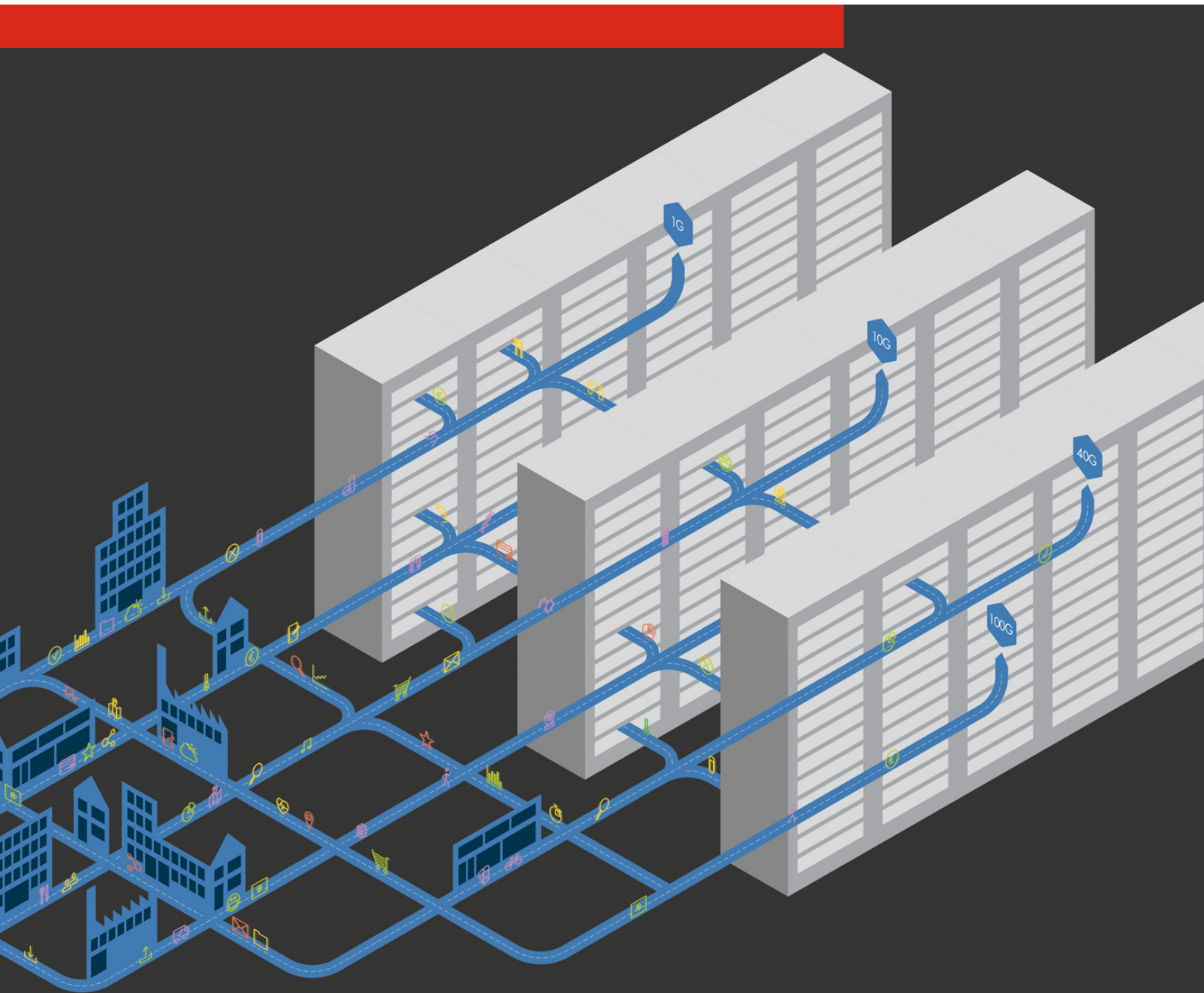


Table of content

Nexans Worldwide	9
Nexans UK	10
LAN Cabling Systems	11
Copper LAN Systems	12
Category 5e	13
LANmark-5 Shielded Cable	14
LANmark-5 U/UTP Cable	17
LANmark-5 Snap-In connector	19
LANmark-5 Patch Panels	21
LANmark-5 Outlet 45x45	23
LANmark-5 UniBoot Patch Cords	25
Essential-5 Shielded Cable	28
Essential-5 U/UTP Cable	30
Essential-5 Keystone Connector	32
Essential-5 Snap-In Connector	34
Essential-5 Patch Panels	36
Essential-5 Outlet Modules	38
Essential-5 Patch Cords	40
Category 6	42
LANmark-6 Shielded Cable	43
LANmark-6 U/UTP Cable	47
LANmark-6 Snap-In Connector	51
LANmark-6 Slimflex UniBoot Patch Cords	54
LANmark-6 UniBoot Patch Cords	56
LANmark-6 10G Snap-In Connector	58
LANmark-6 10G UniBoot Patch Cords	61
Essential-6 U/UTP Cable	64
Essential-6 Keystone Connector	67
Essential-6 Patch Panels	69

All drawings, designs, specifications, plans and particulars of weights, size and dimensions contained in the technical or commercial documentation of Nexans is indicative only and shall not be binding on Nexans or be treated as constituting a representation on the part of Nexans.

Generated 10/01/20 www.nexans.co.uk Page 2 / 414

Table of content

Essential-6 Outlet Modules	71
Essential-6 Patch Cords	73
Category 6A	76
LANmark-6A Cable	77
LANmark-6A Snap-In Connector	80
LANmark-6A Slimflex Uniboot Patch Cords	84
LANmark-6A Ultim UniBoot Patch Cords	88
Category 7 / 7A	92
LANmark-7 Cable	93
GG45 8C PCB jack	95
LANmark-7 Splitter Cords	97
LANmark-7A Cable	100
LANmark-7A GG45 Connector	102
LANmark-7A Patch Cord	105
Category 8	108
LANmark-8 Patch Panels	109
LANmark-8 Cables	113
LANmark-8 Connectors	115
LANmark-8 GG45 Patch Cords	118
LANmark-8 GG45 to RJ45 Cords (Coming soon)	121
Pre-terminated Copper	123
LANmark Pre-Term Bundles	124
LANmark Pre-Term Units	126
Modular Patch Panels & Patchguides	128
Modular Patch Panels for Snap-In Connectors	129
Patch Guides, Blank Panels & Cable Management	131
Modular Patch Panels for Keystone Connectors	133
Modular Patch Panels for 808 Connectors	135
Modular Outlets	137

Table of content

European Mounting Hardware for LANmark	138
German Mounting Hardware for LANmark	139
UK Mounting Hardware for Essential	140
UK Mounting Hardware for LANmark	142
US Mounting Hardware for LANmark	144
3rd Party Compatible Mounting Hardware	146
European Mounting Hardware for Essential Keystone	148
US Mounting Hardware for Essential	150
Zone Distribution Boxes	152
LANmark Zone Distribution Boxes	153
Voice grade	155
Voice Cables	156
Voice Patch Panels	158
Voice Patch Cords	160
Tools & Accessories	162
Cable ties	163
Coloured Latch Protectors for LANmark UniBoot Patch Cords	165
Coloured Shutters for Snap-In Structural Hardware	167
Tools	169
Keystone Clips	171
Miscellaneous Accessories	173
Fibre LAN Systems	175
Fibre Cables	176
Cabled Optical Fibres Specifications	177
LANmark-OF Tight Buffer Universal B2ca	180
LANmark-OF Tight Buffer Universal Dca	182
LANmark-OF Micro-Bundle Extractable Eca	186
LANmark-OF Micro-Bundle Universal (144F) Cca	188
LANmark-OF Micro-Bundle Universal (24F-96F) B2ca	190

Table of content

LANmark-OF Micro-Bundle Universal (24F-96F) Eca	192
LANmark-OF Micro-Bundle Universal (4F-12F) B2ca	194
LANmark-OF Micro-Bundle Universal (4F-12F) Dca	197
LANmark-OF UDPE	199
LANmark-OF Fire Performance Cables	201
LANmark-OF MC LSZH	202
LANmark-OF MC PE	204
LANmark-OF MD PE/PE	206
LANmark-OF UC PE	208
LANmark-OF UG Universal Dca	210
LANmark-OF UG/MG PE	212
LANmark-OF UC Universal Eca	214
Cables - LANmark-OF ZC (2.0 mm) LSZH	215
LANmark-OF UG/MG LSZH	217
Fibre Connectors & Connector Accessories	219
LANmark-OF Anaerobic Connectors - Bulk Packaging	220
LANmark-OF Anaerobic Connectors - Individually Packed	222
Connector Tools & Accessories	223
Pre-Terminated Fibre Assemblies	225
LANmark-OF ENSPACE LC/LC Pre-Term Euroclass B2ca	226
LANmark-OF ENSPACE Method B MTP-MTP Pre-Term Bca	229
LANmark-OF ENSPACE Method C MTP-MTP Pre-Term Bca	232
LANmark-OF ENSPACE Patching Assemblies B2ca	235
Fibre Patch Panels	238
LANmark-OF Sliding Patch Panels	239
LANmark-OF ENSPACE Patch Panels	240
LANmark-OF Plug&Play Patch Panels	241
Outlets	242
LANmark-OF Demarcation Boxes	243

Table of content

LANmark-OF Zone Distribution box	244
Structural Hardware	246
Patch Cords	248
LANmark-OF Aggregation Assembly MTP/F-4XDLC	249
LANmark-OF ENSPACE Patch Cord Duplex LC	252
LANmark-OF MTP-MTP Patch Cords	254
LANmark-OF Ruggedised Patch Cords	256
LANmark-OF Slimflex Patch Cords OM3	258
LANmark-OF Slimflex Patch Cords OM4	261
LANmark-OF Slimflex Patch Cords Singlemode	264
Pigtails & Splicing Materials	268
LANmark-OF Splicing Accessories	269
LANmark-OF Splicing Fan-Out Accessories	270
LANmark-OF Pigtails Maxistrip Sets	271
LANmark-OF Pigtails Maxistrip	273
LANmark-OF Pigtails Tight Buffer Set of 12 Colours	275
LANmark-OF Pigtails Tight Buffer	277
LANmark-OF Splice Cassettes	279
Adaptors and Modules	281
LANmark-OF Snap-In Adaptor	282
LANmark-OF Plug&Play MTP Adaptor Plates	283
Standard Adaptors	284
LANmark-OF ENSPACE LC Adaptor Modules	286
LANmark-OF ENSPACE MTP Adaptor Modules	288
LANmark-OF ENSPACE MTP-LC Modules	289
LANmark-OF Female Plug&Play MTP-LC Module	291
LANmark-OF Plug&Play Adapter Plates	293
Tools & Accessories	294
LANmark-OF Cleaning Tools	295

Table of content

LANmark-OF Fibre Accessories	296
LANmark-OF MTP PRO Tools and Accessories	298
Automated Infrastructure Management	299
LANsense Sliding Fibre Panels	301
LANsense Software	304
LANsense Copper Patch Panels	318
LANsense Copper Patch Cords	320
LANsense Fibre Patch Cords	322
LANsense Next Generation Analyser	324
LANsense I/O Cables	326
LANsense Integration Strips	328
Secure IT Environment	329
Secure Copper Products	330
LANmark-6 Secure Lock Cords	331
LANmark-6A Secure Lock Cords	349
Secure Lock Copper Keys	359
Secure Fibre Products	363
Secure Lock LC Keys	364
Secure Lock LC Locking Plugs	365
Secure Lock LC Patch Cords	366
Industrial LAN & Harsh Environments	368
LANmark Industry Field Terminable Plugs	369
LANmark Industry Copper cables	371
LANmark Industry DIN-Rail Outlets and boxes	373
LANmark Industry IP65/67 outlets	374
LANmark Industry patch cord RJ45 IP67/IP20 Cat 6A	376
LANmark Maritime Copper cables	378
Patch Frames, Trunking & Accessories	379
Fibre Trunking System	380

Table of content

120 System (4.75 inch)	381
240 System(9.45 Inch)	383
Supporting Kits	385
Transition adapters	387
Waterfall & Accessories	389
Patch Frames & Accessories	391
Accessories for over head patching frames	392
LANmark Over Head Patch frames - 4U & 6U	393
Cabinet Accessories	395
Software, Training, & Services	397
Warranty Services	398
Network Design Tools	399
Training Services	401
Industrial and Office Switches	402
Accessories	403
Mounting accesories for industrial environment	404
Industrial Ethernet switches	405
Configuration Accessories for Industrial Ethernet switches	406
Memory Cards for Industrial Ethernet switches	407
Nexans Industrial Ethernet Managed Full Gigabit 10 Ports Switches	408
Nexans Industrial Ethernet Managed Full Gigabit 16 Ports Switches with HSR/PRP redundancy	409
Nexans Industrial Ethernet Managed Full Gigabit 16 Ports Switches	410
Ruggedized Ethernet Full Gigiabit managed compact switches	411
Power supplies	412
Nexans industrial power supplies	413

Nexans Worldwide

As a global leader in advanced cabling and connectivity solutions, Nexans brings energy to life through an extensive range of best-in-class products and innovative services. For over 120 years, innovation has been the company's hallmark, enabling Nexans to drive a safer, smarter and more efficient future together with its customers.

Today, the Nexans Group is committed to facilitating energy transition and supporting the exponential growth of data by empowering its customers in four main business areas: Building & Territories (including utilities, smart grids, mobility), High Voltage & Projects (covering offshore wind farms, submarine interconnections, land high voltage), Telecom & Data (covering data transmission, telecom networks, hyperscale data centers, LAN), and Industry & Solutions (including renewables, transportation, Oil & Gas, automation, and others).

Corporate Social Responsibility is a guiding principle of Nexans' business activities and internal practices. In 2013 Nexans became the first cable provider to create a Foundation supporting sustainable initiatives bringing access to energy to disadvantaged communities worldwide. The Group's commitment to developing ethical, sustainable and high-quality cables drives its active involvement within several leading industry associations, including Europacable, The National Electrical Manufacturers Association (NEMA), International Cablemakers Federation (ICF) or CIGRE to mention a few.

Nexans employs more than 26,000 people with industrial footprint in 34 countries and commercial activities worldwide. In 2017, the Group generated 6.4 billion euros in sales.

Nexans is listed on Euronext Paris, compartment A.

For more information, please consult: www.nexans.com

Nexans UK

Nexans UK provides a full range of cables, cabling solutions and accessories to customers in a wide variety of industries including energy networks, building market, rail, LAN systems, data centres, handling, telecoms and oil and gas. Nexans UK has a head office and logistics centre in Milton Keynes, Nexans Cabling Solutions (LAN Solutions) offices are situated in Basingstoke, and Nexans Power Accessories (a subsidiary of Euromold) in Castleford near Leeds.

LAN Cabling Systems

Contact

LAN Systems (Nexans Cabling Solutions)
Phone: +44 (0)1256 486640
ncs.uk@nexans.com

Please select 'Products & Services' tab above to browse the product catalogue.

For more information on our brands please view the following links:

- **LANmark** :Passive LAN infrastructure solutions
- **LANactive** : : Active switch solutions for FTTO & Harsh Environments
- **LANsense** :Intelligent Infrastructure Management (AIM)
- **essential** :component based cabling products

Please see the link to [LAN Systems Main Web Pages](#)for support documentation and tools.

LANsense
LANmark
eessential

NEXANS LAN SYSTEMS

In the field of LAN Cabling Systems, Nexans Cabling Solutions offer a complete range of products and value added services providing improved reliability and reduced cost of ownership for Network Managers, together with faster installation times for installers.

In addition to LANmark brand cabling systems, Nexans also specialises in LANsense Automated Infrastructure Management (AIM) products and LANactive switches for Fibre to the Office (FTTO) and industrial application.

Nexans offers an unrivalled choice of LAN infrastructure solutions to a global customer based through an extensive network of regional offices and Key Account Management team.

For more information visit www.nexans.com/LANsystems

Copper LAN Systems

Contact

LAN Systems (Nexans Cabling Solutions)
Phone: +44 (0)1256 486640
ncs.uk@nexans.com

Nexans offer the full range of copper LAN systems to ensure we can provide the solution most suited for your needs.

- All performance levels: Cat 5e, Cat 6, Cat 7 & voice grade
- All construction types : UTP, FTP, S-FTP, PiMF
- Modular connectivity based on 'Snap-in' and '808' connectivity
- Guaranteed Application support with extended distance



Category 5e

Contact

LAN Systems (Nexans Cabling Solutions)
Phone: +44 (0)1256 486640
ncs.uk@nexans.com

Nexans offer a choice of Category 5e ranges:

Full System Offer

LANmark-5

- Cat 5e system based on snap-in format connectivity

LANconnect-5


- Cat 5e system based on 808 style connectivity.

All complete systems offer a comprehensive Certified System Parts & LABOUR Warranty.

Component based solution

Essential- component based 'economy without compromise'

- cost effective solution for basic installations
- instant downloadable Nexans Link Certificate.



LANmark-5 Shielded Cable

Contact

LAN Systems (Nexans Cabling Solutions)
Phone: +44 (0)1256 486640
ncs.uk@nexans.com

- Complies to all Category 5e cable standards
- Supports Class D applications
- Guaranteed performance to 155MHz
- Supports Gigabit Ethernet

DESCRIPTION

Application

Nexans LANmark-5 cables are manufactured and tested to the latest Category 5e specifications defined in the International and American cable standards and are designed to meet the quality and performance criteria needed to support all applications up to 100 MHz.

- 10baseT Ethernet
- 100baseTX Fast Ethernet
- 1000baseTX Gigabit Ethernet
- 155 MBit ATM

Design

LANmark-5 cables have AWG 24 solid copper wires and comply with IEC 60228. The cables come standard with an Orange LSZH sheath.

Performance

With a guaranteed performance to 155 MHz, Nexans LANmark-5 cables exceed the requirements of the International, European and American cable standards, including ISO/IEC 11801, IEC 61156-5, EN 50173, EN 50288 and TIA/EIA 568-C.2.

Installation

To support the correct set-up of hand held analysers for installation testing, the actual cable NVP value is given in the cable's print legend.

Guarantees

LANmark-5 cable performance is guaranteed to meet or exceed the requirements of the above mentioned standards.

Traceability codes on both cable and packaging ensure quality validation of the installed cable.

Installations with LANmark-5 cable and connectivity are qualified for a 25 year full system warranty, which includes Parts, Channel Performance, Application Support and Labour, as described in the Nexans Certified System Warranty.



LANmark-5

STANDARDS

International ISO/IEC 11801;
ISO/IEC 61156-5

National ANSI/TIA-568-C.2



RoHS compliant
Yes

All drawings, designs, specifications, plans and particulars of weights, size and dimensions contained in the technical or commercial documentation of Nexans is indicative only and shall not be binding on Nexans or be treated as constituting a representation on the part of Nexans.

Version NDC-v1.1-2017 Generated 10/01/20 www.nexans.co.uk Page 14 / 414

LANmark-5 Shielded Cable

Contact



LAN Systems (Nexans Cabling Solutions)
Phone: +44 (0)1256 486640
ncs.uk@nexans.com



CHARACTERISTICS

Usage characteristics

Range	LANmark-5
RoHS compliant	Yes

PRODUCT LIST

Nexans ref.	Name	Type of cable	Outer sheath
 N100.491-OD	LANmark-5 F1/UTP AWG24 Cat 5e 155MHz LSZH Dca s2 d2 a1 Orange 305m box	F/UTP	LSZH
 N100.421-OD	LANmark-5 F2/UTP AWG24 Cat 5e 155MHz LSZH Dca s2 d2 a1 Orange 500m reel	F ² TP	LSZH

 = Make to order,  = In stock

LANmark-5 Shielded Cable

Contact

LAN Systems (Nexans Cabling Solutions)
Phone: +44 (0)1256 486640
ncs.uk@nexans.com

ELECTRICAL PERFORMANCE

all values are specified at 20°C

Frequency	Attenuation dB/100m	NEXT dB	ACR dB/100m	PSNEXT(*) dB	ELFEXT dB/100m	PSELFEXT dB/100m	RL dB
1	2.1	68.3	66.2	65.3	63.8	61.0	20.0
4	4.0	59.3	55.3	56.3	51.7	49.0	23.0
10	6.3	53.3	47.0	50.3	43.8	41.0	25.0
16	8.0	50.3	42.3	47.3	39.7	36.9	25.0
20	9.0	48.8	39.8	45.8	37.7	35.0	25.0
31.25	11.4	45.9	34.5	42.9	33.9	31.1	23.6
62.5	16.5	41.4	24.9	38.4	27.9	25.1	21.5
100	21.3	38.3	17.0	35.3	23.8	21.0	20.1
155	27.2	35.5	8.3	32.5	19.9	17.2	18.7

SELLING INFORMATION

Installation: Nexans LANmark-5 cables are designed to be installer friendly. The additional performance headroom provides confidence for difficult installations.

LANmark-5 U/UTP Cable

Contact

LAN Systems (Nexans Cabling Solutions)
Phone: +44 (0)1256 486640
nxs.uk@nexans.com

- Complies to all Category 5e cable standards
- Supports Class D applications
- Guaranteed performance to 155MHz
- Supports Gigabit Ethernet

DESCRIPTION

Application

Nexans LANmark-5 cables are manufactured and tested to the latest Category 5e specifications defined in the International and American cable standards and are designed to meet the quality and performance criteria needed to support all applications up to 100 MHz.

- 10baseT Ethernet
- 100baseTX Fast Ethernet
- 1000baseTX Gigabit Ethernet
- 155 MBit ATM

Design

LANmark-5 cables have AWG 24 solid copper wires and comply with IEC 60228. The cables are available with a Dark Grey PVC or an Orange LSZH sheath. Both versions have flame retardant properties compliant with IEC 60332-1.

Performance

With a guaranteed performance to 155 MHz, Nexans LANmark-5 cables exceed the requirements of the International, European and American cable standards, including ISO/IEC 11801, IEC 61156-5, EN 50173, EN 50288 and TIA/EIA 568-C.2.

Installation


To support the correct set-up of hand held analysers for installation testing, the actual cable NVP value is given in the cable's print legend.

Guarantees

LANmark-5 cable performance is guaranteed to meet or exceed the requirements of the above mentioned standards.

Traceability codes on both cable and packaging ensure quality validation of the installed cable.

Installations with LANmark-5 cable and connectivity are qualified for a 25 year full system warranty, which includes Parts, Channel Performance, Application Support and Labour, as described in the Nexans Certified System Warranty.



LANmark-5

STANDARDS

International ISO/IEC 11801;
ISO/IEC 61156-5

National ANSI/TIA-568-C.2



RoHS compliant
Yes

All drawings, designs, specifications, plans and particulars of weights, size and dimensions contained in the technical or commercial documentation of Nexans is indicative only and shall not be binding on Nexans or be treated as constituting a representation on the part of Nexans.

Version NDC-v1-2017 Generated 10/01/20 www.nexans.co.uk Page 17 / 414

LANmark-5 U/UTP Cable

Contact

LAN Systems (Nexans Cabling Solutions)
Phone: +44 (0)1256 486640
ncs.uk@nexans.com

CHARACTERISTICS

Usage characteristics

Range	LANmark-5
RoHS compliant	Yes

PRODUCT LIST

Nexans ref.	Name	Type of cable	Outer sheath
☎ N100.502-OE	LANmark-5 U/UTP AWG24 Cat 5e 155MHz LSZH Eca Orange 1000m reel	U/UTP	LSZH
📦 N100.507-OE	LANmark-5 U/UTP AWG24 Cat 5e 155MHz LSZH Eca Orange 305m box	U/UTP	LSZH
📦 N100.517-DE	LANmark-5 U/UTP AWG24 Cat 5e 155MHz PVC Eca Grey 305m box	U/UTP	PVC

☎ = Make to order, 📦 = In stock

ELECTRICAL PERFORMANCE

all values are specified at 20°C

Frequency	Attenuation dB/100m	NEXT dB	ACR dB/100m	PSNEXT(*) dB	ELFEXT dB/100m	PSELFEXT dB/100m	RL dB
1	2.1	68.3	66.2	65.3	63.8	61.0	20.0
4	4.0	59.3	55.3	56.3	51.7	49.0	23.0
10	6.3	53.3	47.0	50.3	43.8	41.0	25.0
16	8.0	50.3	42.3	47.3	39.7	36.9	25.0
20	9.0	48.8	39.8	45.8	37.7	35.0	25.0
31.25	11.4	45.9	34.5	42.9	33.9	31.1	23.6
62.5	16.5	41.4	24.9	38.4	27.9	25.1	21.5
100	21.3	38.3	17.0	35.3	23.8	21.0	20.1
155	27.2	35.5	8.3	32.5	19.9	17.2	18.7

SELLING INFORMATION

Installation: Nexans LANmark-5 cables are designed to be installer friendly. The additional performance headroom provides confidence for difficult installations.

All drawings, designs, specifications, plans and particulars of weights, size and dimensions contained in the technical or commercial documentation of Nexans is indicative only and shall not be binding on Nexans or be treated as constituting a representation on the part of Nexans.

Version NDC-v1-2017 Generated 10/01/20 www.nexans.co.uk Page 18 / 414



LANmark-5 Snap-In connector

Contact

LAN Systems (Nexans Cabling Solutions)
Phone: +44 (0)1256 486640
ncs.uk@nexans.com

- Available in Screened and Unscreened version
- Version for stranded wire available, both in Screened and Unscreened
- No punchdown tool needed for termination
- Reduced risk of installation errors gives consistent performance
- Compatible with all Snap-in hardware
- Compatible with keystone format using additional clip

DESCRIPTION

Application

The LANmark-5 Snap-in connector range is part of the Nexans modular system and fits in all structural hardware designed for this range. As such it supports all data applications defined for Cat 5 and Cat 5e, such as 10baseT, Fast Ethernet, Gigabit Ethernet, 155 ATM.

Performance

The LANmark-5 Snap-in connector is designed to reach the highest performance in Cat5e. It has outstanding performance for attenuation (insertion loss), NEXT/FEXT, Power Sum NEXT/FEXT and Return Loss, exceeding the Cat 5e connector specs as in ISO/IEC 11801:2002. Used with Nexans LANmark-5 cable and patchcords, the connector is tested to exceed the link and stringent four-conductor channel requirements as defined in the ISO/IEC 11801:2002 standard.

Guarantees

The LANmark-5 Snap-in connector range is covered by the Nexans guarantee conform The General Terms and Conditions of Sales. In combination with the Nexans LANmark-5 product range, the Nexans Certified System Warranty can be obtained, covering parts, system and labour.

Installation

The LANmark-5 Snap-in connector range is designed to be terminated by hand, without punchdown tool. The exclusive construction of the wire organizer makes termination fast and self-evident. To allow an even quicker and easier installation, an optional comfort tool can be used (N420.567). This tool includes an extraction mechanism which makes the connector re-usable. The LANmark-5 snap-in range is Nexans technology inside and user friendly outside.

- Fast and easy termination thanks to wire organiser
- No punchdown tool needed
- Colour code : T568A and T568B
- Re-usable with universal comfort tool (N420.567)
- Fits in all Nexans structural hardware for snap-in format
- Different versions available: for solid wire and for stranded wire, both in screened and unscreened version.



LANmark-5

STANDARDS

International ISO/IEC 11801

National TIA/EIA-568-B.2

All drawings, designs, specifications, plans and particulars of weights, size and dimensions contained in the technical or commercial documentation of Nexans is indicative only and shall not be binding on Nexans or be treated as constituting a representation on the part of Nexans.

Version V1.3 Generated 10/01/20 www.nexans.co.uk Page 19 / 414

LANmark-5 Snap-In connector

Contact

LAN Systems (Nexans Cabling Solutions)
Phone: +44 (0)1256 486640
ncs.uk@nexans.com

CHARACTERISTICS





Construction characteristics



Connector type RJ45 and Tool-less IDC

Usage characteristics

Range LANmark-5

PRODUCT LIST

Nexans ref.	Name	Depth [mm]	Screen
 N420.555	LANmark-5 Screened Snap-In connector	36.4	Yes
 N420.556	LANmark-5 Screened Snap-In connector for stranded wire	36.4	Yes
 N420.550	LANmark-5 Unscreened Snap-In connector	28.7	No
 N420.551	LANmark-5 Unscreened Snap-In connector for stranded wire	28.7	No

 = Make to order,  = In stock

LANmark-5 Patch Panels

Contact

LAN Systems (Nexans Cabling Solutions)
Phone: +44 (0)1256 486640
nxs.uk@nexans.com

- Offers headroom to latest Category 5e standard
- Sliding mechanism version: easy access from front side and including marking strip
- Top connection version supplied with an integrated cable management plate for tie wrap
- LSA+/110 IDC compatible termination
- included marking strip
- Screened and unshielded version
- Suitable for 4 twisted pairs LAN cable and for Voice multipairs cable : access from rear or from side

DESCRIPTION

Application

The LANmark-5 1HU twisted pair patch panel is based on 19" frame dimensions. In the sliding mechanism version, it is easy to manage thanks to the integrated Clip-on. In the top connection version, it is easy to manage thanks to the integrated cable management plate. Both versions provide reliable cable retention and grounding. The use of patch guides (sold separately) allows an orderly arrangement of patchcords.

Performance

The LANmark-5 connector has been designed to reach the highest in Cat 5E performance. It has outstanding performances for attenuation (insertion loss), NEXT/FEXT per pair, Power Sum NEXT/FEXT and RETURN LOSS. The LANmark-5 connector module is independently tested and when used with LANmark-5 cable and patchcords, the 4 connector channel exceeds the Class D requirements as defined in the ISO/IEC11801 : 2002


Guarantees

The LANmark-5 PCB patch panel is fully compliant with the ISO/IEC11801 : 2002 and exceeds all parameters with large headroom. In combination with the Nexans LANmark product range, this patch panel offers you a full Class D warranted solution.

Installation

The patch panel is equipped with a sliding mechanism or with an integrated cable management plate for easy front access when mounted into a cabinet. This time saving mechanism facilitates front side termination.

- Easy to install and modify: all operations are performed at the front side.
- Supplied with fixings.
- Available with Nexans LSA+/110 IDC compatible terminations.
- Unshielded and shielded versions available.
- Suitable for multipairs cable
- 9 pins IDC block for easy termination of drain wire for shielded version or 8 pins IDC block for unshielded version
- Colour code T568A and T568B.
- Can be used with all types of cables : F2TP, UTP, S-FTP and STP.
- Accepts 24, 23 and 22 AWG cables.



LANmark-5

STANDARDS

International ISO/IEC 11801

All drawings, designs, specifications, plans and particulars of weights, size and dimensions contained in the technical or commercial documentation of Nexans is indicative only and shall not be binding on Nexans or be treated as constituting a representation on the part of Nexans.

Version V1.2 Generated 10/01/20 www.nexans.co.uk Page 21 / 414



CHARACTERISTICS





Dimensional characteristics



Heightunit	1 U
------------	-----

Usage characteristics

Category	Cat. 5e
Range	LANmark-5
Number of ports	24

PRODUCT LIST

Nexans ref.	Name	Depth [mm]	Screen
 N500.115 To be removed	LANmark 5 Sliding PCB Patch Panel Screened	170	Yes
 N500.215 To be removed	LANmark-5 Fixed PCB Patch Panel Screened	137	Yes
 N500.205 To be removed	LANmark-5 Fixed PCB Patch Panel Unscreened	137	No
 N500.105 To be removed	LANmark-5 Sliding PCB Patch Panel Unscreened	170	No

 = Make to order,  = In stock

LANmark-5 Outlet 45x45

Contact

LAN Systems (Nexans Cabling Solutions)
Phone: +44 (0)1256 486640
nxs.uk@nexans.com

- Offers headroom to latest Category 5e standard.
- LSA+ termination
- Screened and unshielded version
- Single and double connection available
- Fits in Nexans structural hardware.

DESCRIPTION

Features

Full Category 5 outlets with better than 40 dB NEXT at 100 MHz between every pair combination. RJ45 ISO 8877 compliant outlets with T 568B and T 568A pin configuration.

Fast Foolproof installation:

- IDC contacts at frontside for convenient installation
- IDC colour coding in conformity with cable colour coding

Integrated Outlet Labelling System for easy management and identification

- Labelling window supplied

Versions available: single and double RJ45 connectors, screened and unshielded.

Country specific covering plates adapt to national requirements and designs.


The connector module is designed to be compatible with any covering plate by using adaptation rings if required.

These modules fit into a complete range of international Covering Plates.

All plastic material is UL 94V0.

Values

Min. Next Loss (dB)	40
Min. Return Loss (dB)	14



LANmark-5

STANDARDS

International ISO/IEC 11801

LANmark-5 Outlet 45x45

Contact

LAN Systems (Nexans Cabling Solutions)
Phone: +44 (0)1256 486640
ncs.uk@nexans.com

CHARACTERISTICS

Construction characteristics

Connector type RJ45 and LSA+ IDC

Dimensional characteristics

External dimensions 45 (H)x 45 (W) x 16(D)mm



Transmission characteristics



Attenuation, max. 100 MHz 0.40 dB/100m

Usage characteristics

Range LANmark-5

PRODUCT LIST

Nexans ref.	Name	Colour	Screen
 N462.210 To be removed	LANmark-5 Double Outlet 45x45 Screened White with Shutter	White RAL 9010	Yes
 N462.200 To be removed	LANmark-5 Double Outlet 45x45 Unscreened White with Shutter	White RAL 9010	No

 = Make to order,  = In stock

LANmark-5 UniBoot Patch Cords

Contact

LAN Systems (Nexans Cabling Solutions)
Phone: +44 (0)1256 486640
ncs.uk@nexans.com

- Complies fully with Category 5 standards
- Uses Nexans cable technology
- Fully matched with other components for maximum performance
- LSZH Flame retardant jacket or PVC
- Retrofit Latch Protector available in 8 colours for colour coding

DESCRIPTION

Application

This full Category 5e patch cord maximises the full performance of the channel and will exceed the requirements of the ISO/IEC 4-connector model, when used as part of a LANmark-5 cabling Class D solution. This provides improved data throughput and allows for the inclusion of a Cross-Connect or Consolidation Points for maximum system flexibility.

Screened and unshielded versions available.

LANmark-5 Patch Cords feature a slim over-moulded boot for mechanical protection, which is kept inside the RJ45 boundaries to enable high density patching with 48 cords in 1 height unit. A 'Retrofittable' Latch Protector is available as accessory, which can be used for colour coding of different services.

Guarantees

- When used with the LANmark-5 system, Cat 5e/Class D channel performance complies with the channel limits of TIA/EIA-568B and ISO/IEC 11801: 2002 and a 25 years channel warranty can be obtained.
- Reliable connections.

Usage

- Small cross section allows neat installation and simplifies the creation of bundles in cabinets.
- Low Smoke Halogen Free - Flame Retardant and PVC jackets are standard.
- 1, 2, 3, 5, 10 and 20m are standard lengths available from stock; other lengths are available on demand.
- Orange for LSZH and Dark Grey for PVC are standard colours; other colours (Red, Blue, Yellow and Green) are available on request (in PVC only).
- Rugged construction.
- High connector retention force due to moulded connectors.
- External strain relief.
- Self-latching, high reliability RJ45 (ISO 8877) connectors.



LANmark-5

STANDARDS

International ISO/IEC 11801

National TIA/EIA-568-B.2

All drawings, designs, specifications, plans and particulars of weights, size and dimensions contained in the technical or commercial documentation of Nexans is indicative only and shall not be binding on Nexans or be treated as constituting a representation on the part of Nexans.

Version 1.1 Generated 10/01/20 www.nexans.co.uk Page 25 / 414



CHARACTERISTICS



















Electrical characteristics



Characteristic impedance	100 Ohm
--------------------------	---------

Usage characteristics

Range	LANmark-5
Mechanical durability/matings	750

PRODUCT LIST

Nexans ref.	Name	Outer sheath	Length [m]	Nominal outer diameter [mm]	Colour
 N115.P1B100OU	LANmark-5 Patch Cord Cat 5e Screened LSZH 10m Orange	LSZH	10	5.5	Orange
 N115.P1B010OU	LANmark-5 Patch Cord Cat 5e Screened LSZH 1m Orange	LSZH	1	5.5	Orange
 N115.P1B200OU	LANmark-5 Patch Cord Cat 5e Screened LSZH 20m Orange	LSZH	20	5.5	Orange
 N115.P1B020OU	LANmark-5 Patch Cord Cat 5e Screened LSZH 2m Orange	LSZH	2	5.5	Orange
 N115.P1B030OU	LANmark-5 Patch Cord Cat 5e Screened LSZH 3m Orange	LSZH	3	5.5	Orange
 N115.P1B050OU	LANmark-5 Patch Cord Cat 5e Screened LSZH 5m Orange	LSZH	5	5.5	Orange
 N115.P2B100DU	LANmark-5 Patch Cord Cat 5e Screened PVC 10m Grey	PVC	10	5.5	Grey
 N115.P2B010DU	LANmark-5 Patch Cord Cat 5e Screened PVC 1m Grey	PVC	1	5.5	Grey
 N115.P2B200DU	LANmark-5 Patch Cord Cat 5e Screened PVC 20m Grey	PVC	20	5.5	Grey
 N115.P2B020DU	LANmark-5 Patch Cord Cat 5e Screened PVC 2m Grey	PVC	2	5.5	Grey
 N115.P2B030DU	LANmark-5 Patch Cord Cat 5e Screened PVC 3m Grey	PVC	3	5.5	Grey
 N115.P2B050DU	LANmark-5 Patch Cord Cat 5e Screened PVC 5m Grey	PVC	5	5.5	Grey
 N115.P1A100OU	LANmark-5 Patch Cord Cat 5e Unscreened LSZH 10m Orange	LSZH	10	5.5	Orange
 N115.P1A010OU	LANmark-5 Patch Cord Cat 5e Unscreened LSZH 1m Orange	LSZH	1	5.5	Orange
 N115.P1A200OU	LANmark-5 Patch Cord Cat 5e Unscreened LSZH 20m Orange	LSZH	20	5.5	Orange
 N115.P1A020OU	LANmark-5 Patch Cord Cat 5e Unscreened LSZH 2m Orange	LSZH	2	5.5	Orange
 N115.P1A030OU	LANmark-5 Patch Cord Cat 5e Unscreened LSZH 3m Orange	LSZH	3	5.5	Orange
 N115.P1A050OU	LANmark-5 Patch Cord Cat 5e Unscreened LSZH 5m Orange	LSZH	5	5.5	Orange

 = Make to order,  = In stock



All drawings, designs, specifications, plans and particulars of weights, size and dimensions contained in the technical or commercial documentation of Nexans is indicative only and shall not be binding on Nexans or be treated as constituting a representation on the part of Nexans.

Version 1.1 Generated 10/01/20 www.nexans.co.uk Page 26 / 414

LANmark-5 UniBoot Patch Cords

Contact

LAN Systems (Nexans Cabling Solutions)
Phone: +44 (0)1256 486640
ncs.uk@nexans.com

Nexans ref.	Name	Outer sheath	Length [m]	Nominal outer diameter [mm]	Colour
 N115.P2A100DU	LANmark-5 Patch Cord Cat 5e Unscreened PVC 10m Grey	PVC	10	5.5	Grey
 N115.P2A010DU	LANmark-5 Patch Cord Cat 5e Unscreened PVC 1m Grey	PVC	1	5.5	Grey
 N115.P2A200DU	LANmark-5 Patch Cord Cat 5e Unscreened PVC 20m Grey	PVC	20	5.5	Grey
 N115.P2A020DU	LANmark-5 Patch Cord Cat 5e Unscreened PVC 2m Grey	PVC	2	5.5	Grey
 N115.P2A030DU	LANmark-5 Patch Cord Cat 5e Unscreened PVC 3m Grey	PVC	3	5.5	Grey
 N115.P2A050DU	LANmark-5 Patch Cord Cat 5e Unscreened PVC 5m Grey	PVC	5	5.5	Grey
 N115.S1B200OU New	LANmark-5 Solid Cord Cat 5e Screened LSZH 20m Orange	LSZH	20	6.3	Orange
 N115.S1B300OU New	LANmark-5 Solid Cord Cat 5e Screened LSZH 30m Orange	LSZH	30	6.3	Orange

 = Make to order,  = In stock

All drawings, designs, specifications, plans and particulars of weights, size and dimensions contained in the technical or commercial documentation of Nexans is indicative only and shall not be binding on Nexans or be treated as constituting a representation on the part of Nexans.

Essential-5 Shielded Cable

Contact

LAN Systems (Nexans Cabling Solutions)
Phone: +44 (0)1256 486640
ncs.uk@nexans.com

- F/UTP construction
- Complies with latest Cat 5e standards
- Supports Class D applications up to 100MHz

DESCRIPTION

Application

Essential-5 cables are the standard 100MHz offering from Nexans. Manufactured and tested to the latest Category 5e specifications defined in the International and American cable standards, they are suitable for voice and data installations for applications up to 100 MHz.

Design

The Essential-5 cables have AWG 24 solid copper wires and comply with IEC 60228. The cables come standard with an orange LSZH sheath. (product picture may not be representative)

Performance

Nexans Essential-5 cables are compliant with the requirements of the International, European and American cable standards, including ISO/IEC 11801, IEC 61156-5, EN 50173, EN 50288 and TIA/EIA 568-C.2.

Installation

To support the correct set-up of hand held analysers for installation testing, the actual cable NVP value is given in the cable's print legend.



essential

STANDARDS

International ISO/IEC 11801

National ANSI/TIA-568-C.2

Essential-5 Shielded Cable

Contact

LAN Systems (Nexans Cabling Solutions)
Phone: +44 (0)1256 486640
ncs.uk@nexans.com

CHARACTERISTICS

Usage characteristics

Range

essential

PRODUCT LIST

Nexans ref.	Name	Type of cable	Length [m]	Packaging	Outer sheath
📦 N100.452-OD	Essential-5 F/UTP AWG24 Cat 5e LSZH Dca s2 d2 a1 Orange 1000m reel	F/UTP	1000	Reel	LSZH
📦 N100.451-OD	Essential-5 F/UTP AWG24 Cat 5e LSZH Dca s2 d2 a1 Orange 305m box	F/UTP	305	Box	LSZH

☎ = Make to order, 📦 = In stock

ELECTRICAL PERFORMANCE

all values are specified at 20°C

Frequency	Attenuation dB/100m	NEXT dB	ACR dB/100m	PS NEXT (*) dB	ELFEXT dB/100m	PSELFEXT dB/100m	RL dB
4	4.1	56.3	52.2	53.3	51.7	49.0	23.0
10	6.5	50.3	43.8	47.3	43.8	41.0	25.0
16	8.3	47.2	38.9	44.3	39.7	36.9	25.0
20	9.3	45.8	36.5	42.8	37.7	35.0	25.0
31.25	11.7	42.9	31.2	39.9	33.9	31.1	23.6
62.5	17.0	38.4	21.4	35.4	27.9	25.1	21.5
100	22.0	35.3	13.3	32.3	23.8	21.0	20.1

All drawings, designs, specifications, plans and particulars of weights, size and dimensions contained in the technical or commercial documentation of Nexans is indicative only and shall not be binding on Nexans or be treated as constituting a representation on the part of Nexans.

Version NDC-v1.1-2017 Generated 10/01/20 www.nexans.co.uk Page 29 / 414

Essential-5 U/UTP Cable

Contact

LAN Systems (Nexans Cabling Solutions)
Phone: +44 (0)1256 486640
ncs.uk@nexans.com

- U/UTP, F/UTP and SF/UTP constructions
- Complies with latest Cat 5e standards
- Supports Class D applications up to 100MHz

DESCRIPTION

Application

Essential-5 cables are the standard 100MHz offering from Nexans. Manufactured and tested to the latest Category 5e specifications defined in the International and American cable standards, they are suitable for voice and data installations for applications up to 100 MHz.

Design

The Essential-5 cables have AWG 24 solid copper wires and comply with IEC 60228. The cables are available with a Light Grey PVC or an Orange LSZH sheath. Both versions have flame retardant properties compliant with IEC 60332-1.

Performance

Nexans Essential-5 cables are compliant with the requirements of the International, European and American cable standards, including ISO/IEC 11801, IEC 61156-5, EN 50173, EN 50288 and TIA/EIA 568-C.2.

Installation

To support the correct set-up of hand held analysers for installation testing, the actual cable NVP value is given in the cable's print legend.



essential

STANDARDS

International ISO/IEC 11801

National ANSI/TIA-568-C.2

Essential-5 U/UTP Cable

Contact

LAN Systems (Nexans Cabling Solutions)
Phone: +44 (0)1256 486640
ncs.uk@nexans.com






CHARACTERISTICS

Usage characteristics

Range

essential

PRODUCT LIST

Nexans ref.	Name	Type of cable	Length [m]	Packaging	Outer sheath
 N100.552-OE	Essential-5 U/UTP AWG24 Cat 5e LSZH Eca Orange 1000m reel	U/UTP	1000	Reel	LSZH
 N100.551-OE	Essential-5 U/UTP AWG24 Cat 5e LSZH Eca Orange 305m box	U/UTP	305	Box	LSZH
 N100.551-VE	Essential-5 U/UTP AWG24 Cat 5e LSZH Eca Violet 305m box	U/UTP	305	Box	LSZH
 N100.561-LE	Essential-5 U/UTP AWG24 Cat 5e PVC Eca Light Grey 305m box	U/UTP	305	Box	PVC
 N100.564-LE	Essential-5 U/UTP AWG24 Cat 5e PVC Eca Light Grey 500m reel	U/UTP	500	Reel	PVC

 = Make to order,  = In stock

ELECTRICAL PERFORMANCE

all values are specified at 20°C

Frequency	Attenuation dB/100m	NEXT dB	ACR dB/100m	PS NEXT (*) dB	ELFEXT dB/100m	PSELFEXT dB/100m	RL dB
4	4.1	56.3	52.2	53.3	51.7	49.0	23.0
10	6.5	50.3	43.8	47.3	43.8	41.0	25.0
16	8.3	47.2	38.9	44.3	39.7	36.9	25.0
20	9.3	45.8	36.5	42.8	37.7	35.0	25.0
31.25	11.7	42.9	31.2	39.9	33.9	31.1	23.6
62.5	17.0	38.4	21.4	35.4	27.9	25.1	21.5
100	22.0	35.3	13.3	32.3	23.8	21.0	20.1

All drawings, designs, specifications, plans and particulars of weights, size and dimensions contained in the technical or commercial documentation of Nexans is indicative only and shall not be binding on Nexans or be treated as constituting a representation on the part of Nexans.

Version NDC-v1.1-2017 Generated 10/01/20 www.nexans.co.uk Page 31 / 414

Essential-5 Keystone Connector

Contact

LAN Systems (Nexans Cabling Solutions)
Phone: +44 (0)1256 486640
ncs.uk@nexans.com

- Complies with the latest Category 5e standards
- Unscreened
- Fast termination from either side or rear
- Fits in all Nexans keystone hardware designed for Essential-5 and -6
- 110 or LSA+ termination

DESCRIPTION

Application

The Nexans Essential-5 keystone connector is manufactured and tested to the latest Category 5e specifications. It supports Class D applications up to 100 MHz. When installed in conjunction with Essential-5 cable and patch panels, a 25 year Class D Link Warranty can be obtained from the Nexans web site.

Design

The Essential-5 keystone connector is designed to match with Essential-5 cable and patch cords and complements all Essential modular components, such as:

- keystone patch panels (black and white)
- keystone outlet modules (UK, US and European formats)

Please follow the links on this page to view the related datasheets.

The modular jack is designed for keystone footprints of 14.78 mm width, 20-20.78 mm height and 1.5 mm wall thickness and is compatible with a variety of keystone formatted structural hardware. (Please check compatibility with Nexans before using 3rd party hardware)

Performance

The Essential-5 keystone connector is compliant with the specifications of ISO/IEC 11801 and EN 50173.

Installation

- Cable entry from either side or rear.
- Wiring according to colour code T568B or T568A.
- Termination with 110 or LSA+ punchdown tool.
- Accepts 24, 23 and 22 AWG solid core cables.
- Fits Nexans hardware designed for keystone format.



essential

STANDARDS

International ISO/IEC 11801

Essential-5 Keystone Connector

Contact

LAN Systems (Nexans Cabling Solutions)
Phone: +44 (0)1256 486640
ncs.uk@nexans.com

CHARACTERISTICS

Construction characteristics

Connector type


RJ45 and 110/LSA+ IDC



Usage characteristics

Range

essential

PRODUCT LIST

Nexans ref.	Name
 N420.415	Essential-5 Keystone Connector Cat 5e Unscreened

 = Make to order,  = In stock

Essential-5 Snap-In Connector

Contact

LAN Systems (Nexans Cabling Solutions)
Phone: +44 (0)1256 486640
ncs.uk@nexans.com

- Complies to the latest Category 5e standard
- Fast termination from side or rear
- Fits in all Nexans structural hardware
- 110 and LSA+ termination
- An adaptor can be added to fit the keystone format
- Unscreened or with EMC rear cover

DESCRIPTION


Application

The Nexans Essential Snap-In connector is part of the Nexans modular system and fits in all structural hardware designed for this range. The Nexans Essential Range of Cat 5e cabling products are compliant with ISO/IEC 11801 : 2002.

Installation

The Nexans Essential Snap-in connector is a LSA+/110 connector. It is designed to be terminated by hand, using either 110 or LSA+ termination tool.

- Advantage: 110 and/or LSA+ termination.
- Fast termination of cable from side or rear.
- Colour code: T568A and T568B.
- A clip can be added to adapt for keystone format.
- Fits in all Nexans modular structural hardware of Snap-in.
- Modular patch panel also available.
- Can be used with all types of cables: U/UTP, F/UTP, F2/UTP, S/FTP or SF/UTP (24 AWG, 23 AWG).
- Can be used with or without an EMC rear cover.
- Two positions for the drain wire connection



essential

STANDARDS

International ISO/IEC 11801

Essential-5 Snap-In Connector

Contact

LAN Systems (Nexans Cabling Solutions)
Phone: +44 (0)1256 486640
ncs.uk@nexans.com

CHARACTERISTICS



Construction characteristics



Connector type RJ45 and 110/LSA+ IDC

Usage characteristics

Range essential

PRODUCT LIST

Nexans ref.	Name
 N420.426	Essential Screened Snap-In Cat 5e LSA/110 connectivity
 N420.416	Essential Unscreened Snap-In Cat 5e LSA/110 connectivity

 = Make to order,  = In stock

Essential-5 Patch Panels

Contact

LAN Systems (Nexans Cabling Solutions)
Phone: +44 (0)1256 486640
ncs.uk@nexans.com

- Complies to the latest Category 5e standard
- Punchdown from the top or the rear side
- Unscreened

DESCRIPTION

Application

The Nexans Essential 1HU twisted pair patch panel is based on 19" frame dimensions. It is easy to manage thanks to the cable guide tie wrap support. The use of patch guides (sold separately) allows an orderly arrangement of patch cords.

Performance

The Nexans Essential Range of Cat 5e cabling products are compliant with ISO/IEC 11801 :2002.

Guarantees

- 25 years link certificate available when installed as part of a Nexans Essential system.

Installation

- Supplied with fixings.
- Unscreened.
- Colour code T568A and T568B (Product dependent).
- Can be used with all types of cables : U/UTP, F/UTP, F2/UTP, S/FTP, SF/UTP (23 AWG , 24 AWG).



essential

STANDARDS






International ISO/IEC 11801



Essential-5 Patch Panels

Contact

LAN Systems (Nexans Cabling Solutions)
Phone: +44 (0)1256 486640
ncs.uk@nexans.com

PRODUCT LIST

Nexans ref.	Name
 N424.510	Essential-5 24 port PCB Patch Panel Rear Connection Black
 N424.513	Essential-5 24 port PCB Patch Panel Top Connection Black
 N424.511	Essential-5 48 port PCB Patch Panel Rear Connection Black
 N500.204 New	Essential-5 PCB Patch Panel Unscreened 24 RJ45 Cat 5e Rear Connect Black
 N500.202	Essential-5 PCB Patch Panel Unscreened 24 RJ45 Cat 5e Rear Connect White

 = Make to order,  = In stock

Essential-5 Outlet Modules

Contact

LAN Systems (Nexans Cabling Solutions)
Phone: +44 (0)1256 486640
ncs.uk@nexans.com

- Includes 25x50, LJ6C, and triple modules
- Complies to the latest Category 5e standards
- Unscreened
- LSA+ termination
- UK white
- Fits in all UK Nexans structural hardware


DESCRIPTION

Performance

The Nexans Essential Range of Cat 5e cabling products are compliant with ISO/IEC 11801 : 2002.

Installation

- Supplied with tie wraps
- Unscreened
- Colour code T568B.
- Labelling windows supplied
- LSA + termination
- UK white
- Fits in all UK Nexans structural hardware



essential

STANDARDS

International ISO/IEC 11801



Essential-5 Outlet Modules

Contact

LAN Systems (Nexans Cabling Solutions)
Phone: +44 (0)1256 486640
ncs.uk@nexans.com

PRODUCT LIST

Nexans ref.	Name
 N424.521	25x50 Cat 5e Module
 N424.520	25x50 Cat 5e Module - Low Profile
 N424.523	LJ6C Cat 5e Module

 = Make to order,  = In stock

essential patchcords

Contact

LAN Systems (Nexans Cabling Solutions)
Phone: +44 (0)1256 486640
ncs.uk@nexans.com

- Complies to the latest Category 5e standard
- Light grey PVC
- Screened and unshielded
- Moulded strain relief boot

DESCRIPTION

Application

Nexans Essential patch cords are intended to be used to complete the installation of an "Essential" Category 5e system.

- Flexible grey PVC.
- Moulded strain relief boot.
- 1.5m and 3m standard lengths.



essential

STANDARDS

International ISO/IEC 11801



Flame retardant
IEC 60332-1

All drawings, designs, specifications, plans and particulars of weights, size and dimensions contained in the technical or commercial documentation of Nexans is indicative only and shall not be binding on Nexans or be treated as constituting a representation on the part of Nexans.

Version V1.2 Generated 10/01/20 www.nexans.co.uk Page 40 / 414



CHARACTERISTICS

Construction characteristics

Colour	Grey
Outer sheath	PVC

Electrical characteristics



Characteristic impedance	100 Ohm
--------------------------	---------

Usage characteristics

Range	essential
Flame retardant	IEC 60332-1
Mechanical durability/matings	100
Category	Cat. 5e

PRODUCT LIST

Nexans ref.	Name	Screen	Length [m]
 N101.122DGG	Essential Patch Cord F/UTP Cat 5 1,5m PVC grey	Yes	1.5
 N101.122FGG	Essential Patch Cord F/UTP Cat 5 3m PVC grey	Yes	3
 N101.112DGG	Essential Patch Cord U/UTP Cat 5 1,5m PVC grey	No	1.5
 N101.112FGG	Essential Patch Cord U/UTP Cat 5 3m PVC grey	No	3

 = Make to order,  = In stock


Category 6

Contact

LAN Systems (Nexans Cabling Solutions)
Phone: +44 (0)1256 486640
ncs.uk@nexans.com

LANmark-6 is considered the best horizontal solution for most enterprise requirements by combining high performance for today, room for growth tomorrow, and high reliability and efficiency. The range of systems include 10Gigabit solutions offering bandwidth up to 500MHz with extensive headroom on channel performance. Recommended uses:

- Typical 5-10 year building life
- Typical enterprise applications - Fast Ethernet & Gigabit Ethernet
- 10Gigabit variants for high data environments and datacentres
- Where reliability is considered vital for business
- Typical office or indoor light industrial environments



LANmark-6 Shielded Cable

Contact

LAN Systems (Nexans Cabling Solutions)
Phone: +44 (0)1256 486640
ncs.uk@nexans.com

- F1/UTP and F2/UTP constructions
- Comply with all Category 6 cable standards
- Support Class E applications
- Central cross member maintains geometry and performance
- Tested up to 350MHz
- Orange LSZH sheath

DESCRIPTION

Application

Nexans LANmark-6 cables are the ideal solution for most of today's network requirements in normal office environments. They are manufactured and tested to the latest Category 6 specifications defined in the International and American cable standards and are designed to meet the quality and performance criteria needed to support all applications up to 250 MHz.

- 10baseT Ethernet
- 100baseTX Fast Ethernet
- 1000baseTX Gigabit Ethernet
- 155 MBit ATM
- 622 MBit ATM
- 1.2 Gbit ATM
- Future class E applications

Design

The LANmark-6 shielded cables have AWG 24 solid copper wires and comply with IEC 60228.

The PE central cross filler helps maintaining the stability of the cable geometry and reduces the risk of a reduction in performance when bending the cable. The cables come standard with an Orange LSZH sheath.

Performance

Tested to 350 MHz and with guaranteed performance to 250 MHz, Nexans LANmark-6 cables exceed the requirements of the International, European and American cable standards, including ISO/IEC 11801, IEC 61156-5, EN 50173, EN 50288 and TIA/EIA 568-C.2.

Installation

To support the correct set-up of hand held analysers for installation testing, the actual cable NVP value is given in the cable's print legend.

Guarantees

The LANmark-6 cable performance is guaranteed to meet or exceed the requirements of the above mentioned standards.



LANmark-6

STANDARDS

International EN 50288;
IEC 61156-5; ISO/IEC 11801

National ANSI/TIA-568-C.2

LANmark-6 Shielded Cable

Contact

LAN Systems (Nexans Cabling Solutions)
Phone: +44 (0)1256 486640
ncs.uk@nexans.com

Traceability codes on both cable and packaging ensure quality validation of the installed cable.


Installations with LANmark-6 cable and connectivity are qualified for a 25 year full system warranty, which includes Parts, Channel Performance, Application Support and Labour, as described in the Nexans Certified System Warranty.



LANmark-6 Shielded Cable

Contact

LAN Systems (Nexans Cabling Solutions)
Phone: +44 (0)1256 486640
ncs.uk@nexans.com

PRODUCT LIST

Nexans ref.	Name	Type of cable	Outer sheath
 N100.622-OD	LANmark-6 F1/UTP AWG24 Cat 6 350MHz LSZH Dca s2 d1 a1 Orange 1000m reel	F/UTP	LSZH
 N100.624-OD	LANmark-6 F1/UTP AWG24 Cat 6 350MHz LSZH Dca s2 d1 a1 Orange 500m reel	F/UTP	LSZH
 N100.623-OD	LANmark-6 F1/UTP Dual AWG24 Cat 6 350MHz LSZH Dca s2 d2 a1 Orange 500m reel	FTP Shotgun	LSZH
 N100.601-OD	LANmark-6 F2/UTP AWG24 Cat 6 350MHz LSZH Dca s2 d1 a1 Orange 1000m reel	F ² TP	LSZH
 N100.603-OD	LANmark-6 F2/UTP Dual AWG24 Cat 6 350MHz LSZH Dca s2 d2 a1 Orange 500m reel	FTP Shotgun	LSZH

 = Make to order,  = In stock

LANmark-6 Shielded Cable

Contact

LAN Systems (Nexans Cabling Solutions)
 Phone: +44 (0)1256 486640
 ncs.uk@nexans.com

ELECTRICAL PERFORMANCE LANMARK-6 CABLE

All values are specified at 20°C

Freq.	IL		NEXT		PSNEXT		ACR-F		PS ACR-F		RL	
	in Db/100m		in dB		in dB		in dB		in dB		in dB	
in MHz	Max.	Typ.	Min.	Typ.	Min.	Typ.	Min.	Typ.	Min.	Typ.	Min.	Typ.
1	2.0	2.0	74.3	80.3	72.3	78.3	67.8	72.8	64.8	69.8	20.0	22.0
4	3.8	3.8	65.3	71.3	63.3	69.3	55.8	60.8	52.8	57.8	23.0	25.0
10	6.0	6.0	59.3	65.3	57.3	63.3	47.8	52.8	44.8	49.8	25.0	27.0
16	7.6	7.6	56.2	62.2	54.2	60.2	43.7	48.7	40.7	45.7	25.0	27.0
20	8.5	8.5	54.8	60.8	52.8	58.8	41.8	46.8	38.8	43.8	25.0	27.0
31.25	10.7	10.7	51.9	57.9	49.9	55.9	37.9	42.9	34.9	39.9	23.6	25.6
62.5	15.4	15.4	47.4	53.4	45.4	51.4	31.9	36.9	28.9	33.9	21.5	23.5
100	19.8	19.8	44.3	50.3	42.3	48.3	27.8	32.8	24.8	29.8	20.1	22.1
155	25.2	25.2	41.4	47.4	39.4	45.4	24.0	29.0	21.0	26.0	18.8	20.8
200	29.0	29.0	39.8	45.8	37.8	43.8	21.8	26.8	18.8	23.8	18.0	20.0
250	32.8	32.8	38.3	44.3	36.3	42.3	19.8	24.8	16.8	21.8	17.3	19.3
300	-	36.4	-	43.1	-	41.1	-	23.3	-	20.3	-	18.8
350	-	39.8	-	42.1	-	40.1	-	21.9	-	18.9	-	18.3

LANmark-6 U/UTP Cable

Contact

LAN Systems (Nexans Cabling Solutions)
Phone: +44 (0)1256 486640
ncs.uk@nexans.com

- Comply with all Category 6 cable standards
- Support Class E applications
- Central cross member maintains geometry and performance
- Tested up to 350MHz

DESCRIPTION

Application

Nexans LANmark-6 cables are the ideal solution for most of today's network requirements in normal office environments. They are manufactured and tested to the latest Category 6 specifications defined in the International and American cable standards and are designed to meet the quality and performance criteria needed to support all applications up to 250 MHz.

- 10baseT Ethernet
- 100baseTX Fast Ethernet
- 1000baseTX Gigabit Ethernet
- 155 MBit ATM
- 622 MBit ATM
- 1.2 Gbit ATM
- Future class E applications

Design

The LANmark-6 U/UTP cables have a central cross element which helps maintaining the stability of the cable geometry and reduces the risk of a reduction in performance when bending the cable.

The cables are available with a Dark Grey PVC or an Orange LSZH sheath. Both versions have flame retardant properties compliant with IEC 60332-1 and are compliant with EuroClass Eca according to EN50575:2014 +A1:2016.

EuroClass Dca and Cca versions are also available.

Performance

Tested to 350 MHz and with guaranteed performance to 250 MHz, Nexans LANmark-6 cables exceed the requirements of the International, European and American cable standards, including ISO/IEC 11801, IEC 61156-5, EN 50173, EN 50288 and TIA/EIA 568-C.2.

Installation

To support the correct set-up of hand held analysers for installation testing, the actual cable NVP value is given in the cable's print legend.

Guarantees

The LANmark-6 cable performance is guaranteed to meet or exceed the requirements of the above mentioned standards.



LANmark-6

STANDARDS

International EN 50173-1;
EN 50288; IEC 61156-5; ISO/
IEC 11801

National ANSI/TIA-568-C.2

LANmark-6 U/UTP Cable

Contact

LAN Systems (Nexans Cabling Solutions)
Phone: +44 (0)1256 486640
ncs.uk@nexans.com

Traceability codes on both cable and packaging ensure quality validation of the installed cable.








Installations with LANmark-6 cable and connectivity are qualified for a 25 year full system warranty, which includes Parts, Channel Performance, Application Support and Labour, as described in the Nexans Certified System Warranty.



LANmark-6 U/UTP Cable

Contact

LAN Systems (Nexans Cabling Solutions)
 Phone: +44 (0)1256 486640
 ncs.uk@nexans.com

PRODUCT LIST

Nexans ref.	Name	Outer sheath	Packaging	Colour
 N100.605-OC	LANmark-6 U/UTP AWG23 Cat 6 350MHz LSZH Cca s1a d1 a1 Orange 500m reel	LSZH	Reel	Orange
 N100.605-OD	LANmark-6 U/UTP AWG23 Cat 6 350MHz LSZH Dca s2 d2 a1 Orange 500m reel	LSZH	Reel	Orange
 N100.607-OE	LANmark-6 U/UTP AWG23 Cat 6 350MHz LSZH Eca Orange 305m box	LSZH	Box	Orange
 N100.604-OE	LANmark-6 U/UTP AWG23 Cat 6 350MHz LSZH Eca Orange 305m reel in box	LSZH	Reel in a box	Orange
 N100.605-OE	LANmark-6 U/UTP AWG23 Cat 6 350MHz LSZH Eca Orange 500m reel	LSZH	Reel	Orange
 N100.617-DE	LANmark-6 U/UTP AWG23 Cat 6 350MHz PVC Eca Grey 305m box	PVC	Box	Grey
 N100.614-DE	LANmark-6 U/UTP AWG23 Cat 6 350MHz PVC Eca Grey 305m reel in box	PVC	Reel in a box	Grey
 N100.608-DE To be removed	LANmark-6 U/UTP AWG23 Cat 6 350MHz PVC Eca Grey 500m reel	PVC	Reel	Grey

 = Make to order,  = In stock

ELECTRICAL PERFORMANCE LANMARK-6 CABLE

All values are specified at 20°C

Freq.	IL		NEXT		PSNEXT		ACR-F		PS ACR-F		RL	
	in Db/100m		in dB		in dB		in dB		in dB		in dB	
in MHz	Max.	Typ.	Min.	Typ.	Min.	Typ.	Min.	Typ.	Min.	Typ.	Min.	Typ.
1	2.0	2.0	74.3	80.3	72.3	78.3	67.8	72.8	64.8	69.8	20.0	22.0
4	3.8	3.8	65.3	71.3	63.3	69.3	55.8	60.8	52.8	57.8	23.0	25.0
10	6.0	6.0	59.3	65.3	57.3	63.3	47.8	52.8	44.8	49.8	25.0	27.0
16	7.6	7.6	56.2	62.2	54.2	60.2	43.7	48.7	40.7	45.7	25.0	27.0
20	8.5	8.5	54.8	60.8	52.8	58.8	41.8	46.8	38.8	43.8	25.0	27.0
31.25	10.7	10.7	51.9	57.9	49.9	55.9	37.9	42.9	34.9	39.9	23.6	25.6
62.5	15.4	15.4	47.4	53.4	45.4	51.4	31.9	36.9	28.9	33.9	21.5	23.5
100	19.8	19.8	44.3	50.3	42.3	48.3	27.8	32.8	24.8	29.8	20.1	22.1
155	25.2	25.2	41.4	47.4	39.4	45.4	24.0	29.0	21.0	26.0	18.8	20.8
200	29.0	29.0	39.8	45.8	37.8	43.8	21.8	26.8	18.8	23.8	18.0	20.0
250	32.8	32.8	38.3	44.3	36.3	42.3	19.8	24.8	16.8	21.8	17.3	19.3
300	-	36.4	-	43.1	-	41.1	-	23.3	-	20.3	-	18.8
350	-	39.8	-	42.1	-	40.1	-	21.9	-	18.9	-	18.3

LANmark-6 Snap-In Connector

Contact

LAN Systems (Nexans Cabling Solutions)
Phone: +44 (0)1256 486640
ncs.uk@nexans.com

- Category 6 Snap-In connector
- Available in unshielded and shielded version
- Fast and easy termination without punch down tool
- Wiring according to colour code T568B or T568A
- Reterminable
- Stranded version available for consolidation points
- Supports POE Plus applications (15 Watts per pair)
- An adapter can be added to fit the keystone format

DESCRIPTION

Application

Nexans LANmark-6 Evo Snap-In connectors are manufactured and tested to the latest Category 6 specifications defined in the International and American cabling standards and are designed to meet or exceed the quality and performance criteria needed to support all applications up to 250 MHz.

- 10 BASE-T Ethernet
- 100 BASE-T Fast Ethernet
- 1000 BASE-T Gigabit Ethernet
- 155 Mb ATM
- 622 Mb ATM
- 1.2 Gb ATM
- POE Plus (including IEC 60512-9-3 and IEC 60512-99-001)
- Future Class E applications

Design

Nexans LANmark-6 Evo Snap-In connectors are designed to match with LANmark-6 cable and patch cords and to complement all LANmark modular components, such as:

- Snap-In patch panels (fixed, sliding and angled) and Zone Distribution Boxes
- Snap-In outlet modules (UK, US, European and German style)

Performance


Nexans LANmark-6 Evo Snap-In connectors meet or exceed the requirements for Category 6 connecting hardware as described in ISO/IEC 11801, IEC 60603-7 and EIA/TIA 568-C.2.

Installation

The wire organiser guarantees fast and easy termination of the LANmark-6 Evo Snap-In connector without the need for a punchdown tool. An optional comfort tool (N420.567) can be used to increase the ease of installation. A stranded version is available for CP to TO links.

Guarantees

The LANmark-6 Evo Snap-In performance is guaranteed to meet or exceed the requirements of the above mentioned standards.



LANmark-6

STANDARDS

International IEC 60603-7-4;
IEC 60603-7-5;
IEEE 802.3af (PoE);
IEEE 802.3at (PoE+); ISO/
IEC 11801

LANmark-6 Snap-In Connector

Contact

LAN Systems (Nexans Cabling Solutions)
Phone: +44 (0)1256 486640
ncs.uk@nexans.com

Traceability codes on both connector and packaging ensure quality validation.

Installations with LANmark-6 cable and connectivity are qualified for a 25 year full system warranty, which includes Parts, Installation, Channel Performance and Application Support, as described in the Nexans Certified System Warranty.

LANmark-6 Snap-In Connector

Contact

LAN Systems (Nexans Cabling Solutions)
Phone: +44 (0)1256 486640
ncs.uk@nexans.com

PRODUCT LIST

Nexans ref.	Name	Colour	Screen
🏠 N420.666	LANmark-6 Evo Snap-In Connector Category 6 Screened	Light grey	Yes
☎ N420.667	LANmark-6 Evo Snap-In Connector Category 6 Screened Stranded Wire	Light grey	Yes
🏠 N420.660	LANmark-6 Evo Snap-In Connector Category 6 Unscreened	Light grey	No
🏠 N420.660ECO24	LANmark-6 Evo Snap-In Connector Category 6 Unscreened Eco-24	Light grey	No
☎ N420.661	LANmark-6 Evo Snap-In Connector Category 6 Unscreened Stranded Wire	Light grey	No

☎ = Make to order, 🏠 = In stock

ELECTRICAL & MECHANICAL CHARACTERISTICS

Contact resistance:	max. 20 m Ohm
Input to output DC resistance:	max. 200 m Ohm
Insulation resistance:	min. 500 M Ohm
Voltage proof:	1000 V DC or AC peak, contact to contact.
Mating cycles:	min. 750
Insertion cycles:	min. 20

ELECTRICAL PERFORMANCE

Frequency MHz	Attenuation	NEXT pp	PSNEXT	FEXT pp	PSFEXT	RL
1	0.1	94.0	90.0	83.1	80.1	30.0
4	0.1	82.0	78.0	71.1	68.1	30.0
10	0.1	74.0	70.0	63.1	60.1	30.0
16	0.1	69.9	65.9	59.0	56.0	30.0
20	0.1	68.0	64.0	57.1	54.1	30.0
31.25	0.1	64.1	60.1	53.2	50.2	30.0
62.5	0.2	58.1	54.1	47.2	44.2	28.1
100	0.2	54.0	50.0	43.1	40.1	24.0
125	0.2	52.1	48.1	41.2	38.2	22.1
155	0.2	50.2	46.2	39.3	36.3	20.2
175	0.3	49.1	45.1	38.2	35.2	19.1
200	0.3	48.0	44.0	37.1	34.1	18.0
250	0.3	46.0	42.0	35.1	32.1	16.0

All values are in dB

All drawings, designs, specifications, plans and particulars of weights, size and dimensions contained in the technical or commercial documentation of Nexans is indicative only and shall not be binding on Nexans or be treated as constituting a representation on the part of Nexans.

Version NDC-v2-2012 Generated 10/01/20 www.nexans.co.uk Page 53 / 414

LANmark-6 Slimflex UniBoot Patch Cords

Contact

LAN Systems (Nexans Cabling Solutions)
Phone: +44 (0)1256 486640
nxs.uk@nexans.com

- Small diameter cords offering significant space-saving and flexibility
- Particularly suitable for high density patching areas
- Unscreened flexible AWG28 twisted pair cable
- White LSZH jacket
- Slim boot design with black latch protector
- Latch protector available in 7 other colours, for differentiation between applications

DESCRIPTION

Design and Application

LANmark-6 Slimflex UniBoot cords are designed to offer a reduced sized patching solution, whilst fully supporting Gigabit Ethernet or any other Category 6 / Class E application.

The cable is built with AWG28 stranded copper conductors and has an overall diameter of only 4 mm, as opposed to traditional Category 6 cords which have a typical width of around 6 mm.

As a result, Slimflex cords can reduce bundle sizes with 53% compared with traditional cordage. This is particularly useful in high density patching areas in telecommunications rooms, where space-saving and ease of cord management are crucial.

The stranded wire design offers also greater flexibility compared to solid wire equivalents. This combination of reduced size and increased flexibility makes the LANmark Slimflex UniBoot cords the ideal solution both for easier cabinet and rack management, and for day-to-day use in the work area.

LANmark-6 Slimflex cords feature a slim over-moulded boot with bend relief and a pre-fitted black latch protector which can be replaced with a different colour, useful for colour coding of different services. (7 additional colours available - part number series N110.LPx)

Guarantees

When installed in combination with other LANmark-6 components, a 25 years channel warranty can be obtained, covering full Category 6 / Class E compliance.

Usage

- Available lengths are 0.5m, 1m, 2m, 3m and 5m.
- Standard jacket is LSZH in White colour.



LANmark-6

STANDARDS

International EN 50173 Ed.1;
ISO/IEC 11801

National ANSI/TIA 568.2-D

LANmark-6 Slimflex UniBoot Patch Cords

Contact

LAN Systems (Nexans Cabling Solutions)
Phone: +44 (0)1256 486640
ncs.uk@nexans.com

PRODUCT LIST

Nexans ref.	Name	Colour	Outer sheath	Length [m]
 N1S6.P1A005WK New	LANmark-6 Slimflex Patch Cord Unscreened LSZH 0.5m White	White	LSZH	0.5
 N1S6.P1A010WK New	LANmark-6 Slimflex Patch Cord Unscreened LSZH 1m White	White	LSZH	1
 N1S6.P1A020WK New	LANmark-6 Slimflex Patch Cord Unscreened LSZH 2m White	White	LSZH	2
 N1S6.P1A030WK New	LANmark-6 Slimflex Patch Cord Unscreened LSZH 3m White	White	LSZH	3
 N1S6.P1A050WK New	LANmark-6 Slimflex Patch Cord Unscreened LSZH 5m White	White	LSZH	5

 = Make to order,  = In stock

ELECTRICAL PERFORMANCE LANMARK-6 CHANNEL

Freq	Insertion Loss dB		NEXT dB		PS NEXT dB		ACR-F dB		PS ACR-F dB		Return Loss dB	
	Std	Typ	Std	Typ	Std	Typ	Std	Typ	Std	Typ	Std	Typ
1	4.0	<4	65.0	>75	62.0	74.8	63.3	>60	60.3	>60	19.0	21.0
4	4.2	4.1	63.0	66.5	60.5	65.0	51.2	58.2	48.2	58.2	19.0	21.0
10	6.6	6.4	56.6	60.1	54.0	58.5	43.3	50.3	40.3	50.3	19.0	21.0
16	8.3	8.1	53.2	56.7	50.6	55.1	39.2	46.2	36.2	46.2	18.0	20.0
20	9.3	9.1	51.6	55.1	49.0	53.5	37.2	44.2	34.2	44.2	17.5	19.5
31.25	11.7	11.4	48.4	51.9	45.7	50.2	33.4	40.4	30.4	40.4	16.5	18.5
62.5	16.9	16.3	43.4	46.9	40.6	45.1	27.3	34.3	24.3	34.3	14.0	16.0
100	21.7	20.8	39.9	43.4	37.1	41.6	23.3	30.3	20.3	30.3	12.0	14.0
155	27.6	26.2	36.7	40.2	33.8	38.3	19.5	26.5	16.5	26.5	10.1	12.1
200	31.7	30.0	34.8	38.3	31.9	36.4	17.2	24.2	14.2	24.2	9.0	11.0
250	35.9	33.8	33.1	36.6	30.2	34.7	15.3	22.3	12.3	22.3	8.0	10.0

All drawings, designs, specifications, plans and particulars of weights, size and dimensions contained in the technical or commercial documentation of Nexans is indicative only and shall not be binding on Nexans or be treated as constituting a representation on the part of Nexans.

Version NDC-v1.2-2019 Generated 10/01/20 www.nexans.co.uk Page 55 / 414

LANmark-6 UniBoot Patch Cords

Contact

LAN Systems (Nexans Cabling Solutions)
Phone: +44 (0)1256 486640
ncs.uk@nexans.com

- Complies fully with Category 6 standards
- Uses Nexans cable technology
- Fully matched with other components for maximum performance
- LSZH Flame retardant jacket
- Retrofit Latch Protector available in 8 colours for colour coding

DESCRIPTION

Application

LANmark-6 Patch Cords can be used to deliver a full end-to-end Class E solution.

They provide improved data throughput and allow for the inclusion of a cross-connect or Consolidation Points for maximum system flexibility. They will also maximise the lifetime and long term performance of the system by minimising the risk of wear & tear damage which can be caused by using non-matched cords. .

LANmark-6 Cords feature a slim over-moulded boot which is kept inside the RJ45 boundaries to enable High Density Patching with 48 cords in 1 height unit. They also come with a Retrofit Latch Protector, which can be used for colour coding of different services.

Guarantees

When installed in combination with other LANmark-6 components, a 25 years channel warranty can be obtained, covering full Cat 6/Class E compliance.

Installation

- Small cross section allows neat installation and simplifies the creation of bundles in cabinets.
- A Low Smoke Zero Halogen - Flame Retardant jacket is standard.
- 1, 2, 3, 5, 10 and 20m are standard lengths; other lengths are available on demand.
- Orange and Dark Grey are standard colours available from stock; other colours are available on demand.
- Default Plug configuration is a black boot with a preinstalled black latch protector; other combinations available on request.



LANmark-6

STANDARDS

International EN 50173 Ed.1;
ISO/IEC 11801

National ANSI/TIA-568-C.2

All drawings, designs, specifications, plans and particulars of weights, size and dimensions contained in the technical or commercial documentation of Nexans is indicative only and shall not be binding on Nexans or be treated as constituting a representation on the part of Nexans.

Version 1.1 Generated 10/01/20 www.nexans.co.uk Page 56 / 414





LANmark-6 UniBoot Patch Cords

Contact

LAN Systems (Nexans Cabling Solutions)
Phone: +44 (0)1256 486640
ncs.uk@nexans.com

PRODUCT LIST

Nexans ref.	Name	Colour	Outer sheath	Length [m]
 N116.P1A100DK	LANmark-6 Patch Cord Cat 6 Unscreened LSZH 10m Grey	Grey	LSZH	10
 N116.P1A100OK	LANmark-6 Patch Cord Cat 6 Unscreened LSZH 10m Orange	Orange	LSZH	10
 N116.P1A010DK	LANmark-6 Patch Cord Cat 6 Unscreened LSZH 1m Grey	Grey	LSZH	1
 N116.P1A010OK	LANmark-6 Patch Cord Cat 6 Unscreened LSZH 1m Orange	Orange	LSZH	1
 N116.P1A200DK	LANmark-6 Patch Cord Cat 6 Unscreened LSZH 20m Grey	Grey	LSZH	20
 N116.P1A200OK	LANmark-6 Patch Cord Cat 6 Unscreened LSZH 20m Orange	Orange	LSZH	20
 N116.P1A020DK	LANmark-6 Patch Cord Cat 6 Unscreened LSZH 2m Grey	Grey	LSZH	2
 N116.P1A020OK	LANmark-6 Patch Cord Cat 6 Unscreened LSZH 2m Orange	Orange	LSZH	2
 N116.P1A030DK	LANmark-6 Patch Cord Cat 6 Unscreened LSZH 3m Grey	Grey	LSZH	3
 N116.P1A030OK	LANmark-6 Patch Cord Cat 6 Unscreened LSZH 3m Orange	Orange	LSZH	3
 N116.P1A050DK	LANmark-6 Patch Cord Cat 6 Unscreened LSZH 5m Grey	Grey	LSZH	5
 N116.P1A050OK	LANmark-6 Patch Cord Cat 6 Unscreened LSZH 5m Orange	Orange	LSZH	5
 N116.S1A200OK	LANmark-6 Solid Cord Cat 6 Unscreened LSZH 20m Orange	Orange	LSZH	20
 N116.S1A300OK	LANmark-6 Solid Cord Cat 6 Unscreened LSZH 30m Orange	Orange	LSZH	30

 = Make to order,  = In stock

ELECTRICAL PERFORMANCE LANMARK-6 4 CONNECTOR CHANNEL

Freq	Attn		NEXT		PSNEXT		ELFEXT		PS ELFEXT		PS ANEXT		PS AELFEXT		RL	
	dB		dB		dB		dB		dB		dB		dB		dB	
	Std	Typ	Std	Typ	Std	Typ	Std	Typ	Std	Typ	Std	Typ	Std	Typ	Std	Typ
1	4.0	<4	65.0	>75	62.0	74.8	63.3	>60	60.3	>60	80.0	>90	77.0	>90	19.0	21.0
4	4.2	4.1	63.0	66.5	60.5	65.0	51.2	58.2	48.2	58.2	74.0	>90	65.0	80.9	19.0	21.0
10	6.6	6.4	56.6	60.1	54.0	58.5	43.3	50.3	40.3	50.3	70.0	>90	57.0	72.9	19.0	21.0
16	8.3	8.1	53.2	56.7	50.6	55.1	39.2	46.2	36.2	46.2	68.0	90.0	52.9	68.8	18.0	20.0
20	9.3	9.1	51.6	55.1	49.0	53.5	37.2	44.2	34.2	44.2	67.0	89.0	51.0	66.9	17.5	19.5
31.25	11.7	11.4	48.4	51.9	45.7	50.2	33.4	40.4	30.4	40.4	65.1	87.1	47.1	63.0	16.5	18.5
62.5	16.9	16.3	43.4	46.9	40.6	45.1	27.3	34.3	24.3	34.3	62.0	84.0	41.1	57.0	14.0	16.0
100	21.7	20.8	39.9	43.4	37.1	41.6	23.3	30.3	20.3	30.3	60.0	82.0	37.0	52.9	12.0	14.0
155	27.6	26.2	36.7	40.2	33.8	38.3	19.5	26.5	16.5	26.5	57.1	79.1	33.2	49.1	10.1	12.1
200	31.7	30.0	34.8	38.3	31.9	36.4	17.2	24.2	14.2	24.2	55.5	77.5	31.0	46.9	9.0	11.0
250	35.9	33.8	33.1	36.6	30.2	34.7	15.3	22.3	12.3	22.3	54.0	76.0	29.0	44.9	8.0	10.0

All drawings, designs, specifications, plans and particulars of weights, size and dimensions contained in the technical or commercial documentation of Nexans is indicative only and shall not be binding on Nexans or be treated as constituting a representation on the part of Nexans.

LANmark-6 10G Snap-In Connector

Contact

LAN Systems (Nexans Cabling Solutions)
Phone: +44 (0)1256 486640
nxs.uk@nexans.com

- Complies to 10GBase-T application standards
- Complies with Category 6A and Class EA channel requirements
- Fully screened for alien crosstalk immunity
- Reduces risk of installation errors for consistent performance
- Compatible with all snap-in hardware
- An adapter can be added to fit the keystone format
- Supports POE Plus applications (15 Watts per pair)

DESCRIPTION

Application

LANmark-6 10G consists of screened components specified to frequencies up to 500MHz. They have been designed specifically to support the higher frequencies required for 10 Gigabit Ethernet, yet is fully backwards compatible with today's needs. The LANmark-6 10G EVO connector fits in all structural hardware designed for the EVO snap-in range. In addition to the requirements of the EIA/TIA 568-B.2-1 and ISO/IEC 11801:2002 Category 6, the LANmark-6 10G products are additionally specified to 500MHz and are screened to ensure immunity from Alien Crosstalk and other external interference.

- 10Base-T Ethernet
- 100Base-TX Fast Ethernet
- 1000Base-TX Gigabit Ethernet
- 10GBase-T 10 Gigabit Ethernet IEEE 802.3
- 155 Mbit ATM
- 1.2 Gbit ATM
- POE Plus
- future class E 10G applications


Performance

The LANmark-6 10G EVO Snap-in connector has been designed to reach the highest performance in Cat 6 and Class E up to 500 MHz. It has outstanding performance for attenuation (insertion loss), NEXT/FEXT, Power Sum NEXT/FEXT and Return Loss, exceeding the Cat 6 connector specs as in IEC 60603-7-5.

When used in combination with Nexans LANmark-6 10G cables and LANmark-6 10G Ultim patch cords, and installed according to the guidelines, the system supports the 10GBase-T applications as defined in IEEE 802.3an, ISO/IEC TR 24750 and TIA/EIA TSB-155. Respecting the Nexans LANmark-6 10G design guidelines, the full 100m four-conductor channel moreover meets Category 6A and Class EA requirements as defined in TIA/EIA568B.2 Addendum 10 draft 6.0 and ISO/IEC draft amendment 1.1 (as in draft 25N1324) respectively.

Installation

The LANmark-6 10G EVO Snap-in connector makes termination easier and quicker thanks to exclusive design of the wire organizer and of the sliding metal EMC rear cover. The LANmark-6 10G EVO snap-in is designed to be terminated with the universal comfort tool. This tool includes also the exclusive extraction mechanism which makes the EVO series snap-in re-usable. A stranded version is available for reliable termination in consolidation point of 3 or 4 connectors channel models. The LANmark-6 10G EVO snap-in range is Nexans technology inside and user friendly outside



LANmark-6 10G

STANDARDS

International

IEEE 802.3af (PoE);
IEEE 802.3an;
IEEE 802.3at (PoE+); ISO/
IEC 11801:2002/Amd 1:2008/
Cor 1:2008; ISO/IEC TR24750

National TIA/EIA TSB-155; TIA/
EIA-568-B.2-10

All drawings, designs, specifications, plans and particulars of weights, size and dimensions contained in the technical or commercial documentation of Nexans is indicative only and shall not be binding on Nexans or be treated as constituting a representation on the part of Nexans.

Version V1.1 Generated 10/01/20 www.nexans.co.uk Page 58 / 414

LANmark-6 10G Snap-In Connector

Contact

LAN Systems (Nexans Cabling Solutions)
Phone: +44 (0)1256 486640
nxs.uk@nexans.com

- Fast termination with exclusive wire organizer and sliding metal EMC rear cover
- Colour code : T568A & T568B
- Full EMC protection with metal rear cover
- Re-usable with universal comfort tool
- Accepts solid wire from 22 to 24 AWG
- Stranded version available for consolidation point
- Snap-in format fits in all Nexans structural hardware
- 2 possibilities to terminate the drain wire : on the housing or on the rear cover
- Passes all tests for POE Plus Requirements (IEC 60512-99-001 Ed.1)

Guarantees

The LANmark-6 10G EVO Snap-in connector is covered by the guarantee as in The General Terms and Conditions of Sales. When installed in combination with other LANmark-6 10G components, a 25 years channel warranty can be obtained, covering 10GBase-T support in accordance with IEEE 802.3an. Also if following the design guidelines for LANmark-6 10G systems and tested accordingly, a 25 year warranty can be obtained to Category 6A or Class EA requirements.

LANmark-6 10G Snap-In Connector

Contact

LAN Systems (Nexans Cabling Solutions)
Phone: +44 (0)1256 486640
nxs.uk@nexans.com



CHARACTERISTICS



Usage characteristics

Range

LANmark-6 10G

PRODUCT LIST

Nexans ref.	Name
 N420.666G To be removed	LANmark-6 10G EVO Snap-in connector, screened, for solid wire
 N420.667G To be removed	LANmark-6 10G EVO Snap-in connector, screened, for stranded wire

 = Make to order,  = In stock

ELECTRICAL PERFORMANCE LANMARK-6 10G 100M 4 CONNECTOR CHANNEL

all values are specified at 20°C

Freq	Attn dB		NEXT dB		PSNEXT dB		ELFEXT dB		PS ELFEXT dB		PS ANEXT dB		PS AELFEXT dB		RL dB	
	Std	Guar	Std	Guar	Std	Guar	Std	Guar	Std	Guar	Std	Guar	Std	Guar	Std	Guar
1	<4	<4	72.7	>75	70.3	74.3	63.3	>60	60.3	>60	82.0	>90	77.9	87.9	19.0	21.0
4	4.2	4.1	63.0	66.0	60.5	64.5	51.2	57.2	48.2	57.2	76.0	>90	65.9	75.9	19.0	21.0
10	6.6	6.5	56.6	59.6	54.0	58.0	43.3	49.3	40.3	49.3	72.0	87.0	57.9	67.9	19.0	21.0
16	8.3	8.2	53.2	56.2	50.6	54.6	39.2	45.2	36.2	45.2	70.0	85.0	53.8	63.8	18.0	20.0
20	9.3	9.2	51.6	54.6	49.0	53.0	37.2	43.2	34.2	43.2	69.0	84.0	51.9	61.9	17.5	19.5
31.25	11.7	11.6	48.4	51.4	45.7	49.7	33.4	39.4	30.4	39.4	67.1	82.1	48.0	58.0	16.5	18.5
62.5	16.9	16.6	43.4	46.4	40.6	44.6	27.3	33.3	24.3	33.3	64.0	79.0	42.0	52.0	14.0	16.0
100	21.7	21.4	39.9	42.9	37.1	41.1	23.3	29.3	20.3	29.3	62.0	77.0	37.9	47.9	12.0	14.0
155	27.6	27.1	36.7	39.7	33.8	37.8	19.5	25.5	16.5	25.5	59.1	74.1	34.1	44.1	10.1	12.1
200	31.7	31.2	34.8	37.8	31.9	35.9	17.2	23.2	14.2	23.2	57.5	72.5	31.9	41.9	9.0	11.0
250	35.9	35.4	33.1	36.1	30.2	34.2	15.3	21.3	12.3	21.3	56.0	71.0	29.9	39.9	8.0	10.0
300	39.8	39.2	31.7	34.7	28.8	32.8	13.7	19.7	10.7	19.7	54.8	69.8	28.4	38.4	7.2	9.2
500	53.4	52.6	22.0	25.0	20.4	24.4	9.3	15.3	6.3	15.3	51.5	66.5	23.9	33.9	6.0	8.0

Guaranteed channel values apply under the condition that General Installation Guidelines from NCS and the Design and Installation Guidelines for LANmark-6 10G are respected and implemented.

All drawings, designs, specifications, plans and particulars of weights, size and dimensions contained in the technical or commercial documentation of Nexans is indicative only and shall not be binding on Nexans or be treated as constituting a representation on the part of Nexans.

Version V1.1 Generated 10/01/20 www.nexans.co.uk Page 60 / 414

LANmark-6 10G UniBoot Patch Cords

Contact

LAN Systems (Nexans Cabling Solutions)
Phone: +44 (0)1256 486640
ncs.uk@nexans.com

- High speed RJ45 patch cord to run 10GBase-T (IEEE 802.3an)
- High Density support : 48 cords on 1 height unit
- Frequency up to 500MHz, fully complies to Cat 6A channel requirements
- Screened Design for Alien Crosstalk immunity
- Externally certified
- Retrofit Latch Protector available in 8 colours for colour coding

DESCRIPTION

Application

LANmark-6 10G Cords are developed to support 10 Gigabit Ethernet (IEEE 802.3an).

LANmark-6 10G Cords offer superior performance up to 500MHz and are matched with other LANmark-6 10G components to provide improved data throughput in complex channel configurations. LANmark-6 10G Cords use stranded cable and as such provide maximum system flexibility for the use at Cross Connects and Consolidation points.

LANmark-6 10G Cords feature a robust boot which does not extend outside the RJ45 boundaries to enable High Density Patching with 48 cords in 1 height unit and a Retrofit Latch Protector, which can be used for color coding of different services.

Performance


LANmark-6 10G Cords fully comply and exceed the channel requirements of EIA/TIA-568-C.2 and ISO11801 and enable to achieve high performing 10G channels.

Guarantees

When installed in combination with other LANmark-6 10G components, a 25 years channel warranty can be obtained, covering full 10GBase-T support and full Cat 6A/Class EA compliance.

Usage

- The cords are by design fully Alien Crosstalk compliant, so no special installation rules need to be taken into account for ANEXT and AFEXT compliance.
- 1, 2, 3, 5, 10, 20m are standard lengths available from stock, other lengths are available on demand.
- Orange and Dark Grey are standard colours available from stock, other colours are available on demand.
- Default Plug configuration is a black boot with a preinstalled black latch protector, other combinations available on request.



LANmark-6 10G

STANDARDS

International IEEE 802.3an;
ISO/IEC 11801; ISO/
IEC TR24750













National ANSI/TIA-568-C.2; TIA/
EIA TSB-155



LANmark-6 10G UniBoot Patch Cords

Contact

LAN Systems (Nexans Cabling Solutions)
Phone: +44 (0)1256 486640
ncs.uk@nexans.com

PRODUCT LIST

Nexans ref.	Name	Range	Length [m]	Nominal outer diameter [mm]	Colour
 N11G.P1B100DK To be removed	LANmark-6 10G Patch Cord Cat 6 500MHz Screened LSZH 10m Grey	LANmark-6 10G	10	6.0	Grey
 N11G.P1B100OK To be removed	LANmark-6 10G Patch Cord Cat 6 500MHz Screened LSZH 10m Orange	LANmark-6 10G	10	6.0	Orange
 N11G.P1B010DK To be removed	LANmark-6 10G Patch Cord Cat 6 500MHz Screened LSZH 1m Grey	LANmark-6 10G	1	6.0	Grey
 N11G.P1B010OK To be removed	LANmark-6 10G Patch Cord Cat 6 500MHz Screened LSZH 1m Orange	LANmark-6 10G	1	6.0	Orange
 N11G.P1B200DK To be removed	LANmark-6 10G Patch Cord Cat 6 500MHz Screened LSZH 20m Grey	LANmark-6 10G	20	6.0	Grey
 N11G.P1B200OK To be removed	LANmark-6 10G Patch Cord Cat 6 500MHz Screened LSZH 20m Orange	LANmark-6 10G	20	6.0	Orange
 N11G.P1B020DK To be removed	LANmark-6 10G Patch Cord Cat 6 500MHz Screened LSZH 2m Grey	LANmark-6 10G	2	6.0	Grey
 N11G.P1B020OK To be removed	LANmark-6 10G Patch Cord Cat 6 500MHz Screened LSZH 2m Orange	LANmark-6 10G	2	6.0	Orange
 N11G.P1B030DK To be removed	LANmark-6 10G Patch Cord Cat 6 500MHz Screened LSZH 3m Grey	LANmark-6 10G	3	6.0	Grey
 N11G.P1B030OK To be removed	LANmark-6 10G Patch Cord Cat 6 500MHz Screened LSZH 3m Orange	LANmark-6 10G	3	6.0	Orange
 N11G.P1B050DK To be removed	LANmark-6 10G Patch Cord Cat 6 500MHz Screened LSZH 5m Grey	LANmark-6 10G	5	6.0	Grey
 N11G.P1B050OK To be removed	LANmark-6 10G Patch Cord Cat 6 500MHz Screened LSZH 5m Orange	LANmark-6 10G	5	6.0	Orange

 = Make to order,  = In stock

ELECTRICAL PERFORMANCE LANMARK-6 10G 100M 4 CONNECTOR CHANNEL

all values are specified at 20°C

Freq	Attn dB		NEXT dB		PSNEXT dB		ELFEXT dB		PS ELFEXT dB		PS ANEXT dB		PS AELFEXT dB		RL dB	
	Std	Guar	Std	Guar	Std	Guar	Std	Guar	Std	Guar	Std	Guar	Std	Guar	Std	Guar
1	<4	<4	72.7	>75	70.3	74.3	63.3	>60	60.3	>60	82.0	>90	77.9	87.9	19.0	21.0
4	4.2	4.1	63.0	66.0	60.5	64.5	51.2	57.2	48.2	57.2	76.0	>90	65.9	75.9	19.0	21.0
10	6.6	6.5	56.6	59.6	54.0	58.0	43.3	49.3	40.3	49.3	72.0	87.0	57.9	67.9	19.0	21.0
16	8.3	8.2	53.2	56.2	50.6	54.6	39.2	45.2	36.2	45.2	70.0	85.0	53.8	63.8	18.0	20.0
20	9.3	9.2	51.6	54.6	49.0	53.0	37.2	43.2	34.2	43.2	69.0	84.0	51.9	61.9	17.5	19.5
31.25	11.7	11.6	48.4	51.4	45.7	49.7	33.4	39.4	30.4	39.4	67.1	82.1	48.0	58.0	16.5	18.5
62.5	16.9	16.6	43.4	46.4	40.6	44.6	27.3	33.3	24.3	33.3	64.0	79.0	42.0	52.0	14.0	16.0
100	21.7	21.4	39.9	42.9	37.1	41.1	23.3	29.3	20.3	29.3	62.0	77.0	37.9	47.9	12.0	14.0
155	27.6	27.1	36.7	39.7	33.8	37.8	19.5	25.5	16.5	25.5	59.1	74.1	34.1	44.1	10.1	12.1
200	31.7	31.2	34.8	37.8	31.9	35.9	17.2	23.2	14.2	23.2	57.5	72.5	31.9	41.9	9.0	11.0

All drawings, designs, specifications, plans and particulars of weights, size and dimensions contained in the technical or commercial documentation of Nexans is indicative only and shall not be binding on Nexans or be treated as constituting a representation on the part of Nexans.

Version 1.0 Generated 10/01/20 www.nexans.co.uk Page 62 / 414



LANmark-6 10G UniBoot Patch Cords

Contact

LAN Systems (Nexans Cabling Solutions)
Phone: +44 (0)1256 486640
nxs.uk@nexans.com

250	35.9	35.4	33.1	36.1	30.2	34.2	15.3	21.3	12.3	21.3	56.0	71.0	29.9	39.9	8.0	10.0
300	39.8	39.2	31.7	34.7	28.8	32.8	13.7	19.7	10.7	19.7	54.8	69.8	28.4	38.4	7.2	9.2
500	53.4	52.6	22.0	25.0	20.4	24.4	9.3	15.3	6.3	15.3	51.5	66.5	23.9	33.9	6.0	8.0

Guaranteed channel values apply under the condition that General Installation Guidelines from NCS and the Design and Installation Guidelines for LANmark-6 10G are respected and implemented.

Essential-6 U/UTP Cable

Contact

LAN Systems (Nexans Cabling Solutions)
Phone: +44 (0)1256 486640
ncs.uk@nexans.com

- Unshielded construction
- Complies to the latest Category 6 standards
- Supports Class E applications up to 250 MHz.
- Central cross maintains geometry and performance

DESCRIPTION

Application

The Nexans Essential-6 cables are manufactured and tested to the latest Category 6 specifications. They are compatible with the complete Essential-6 modular and PCB connectivity range. When the cable is installed in conjunction with Essential-6 outlets and patch panels, a 25 year Class E Link Certificate can be obtained from the Nexans website.

Design

The Essential-6 cables have 24 AWG solid copper wires and comply with IEC 60228. The PE central cross filler keeps the pairs in place and reduces the risks of losing performance when bending the cable. The cables are available with a Light Grey PVC or an Orange LSZH outer jacket.

Performance

Nexans Essential-6 cables are compliant with the requirements of the International, European and American cable standards, including ISO/IEC 11801, IEC 61156-5, EN 50173, EN 50288 and TIA/EIA 568-C.2.

Installation

The Essential-6 cables are as easy to install as their Category 5e equivalent, due to their small nominal outer diameter.

To support the correct set-up of hand held analysers for installation testing, the actual cable NVP value is given in the cable's print legend.



essential-6

STANDARDS

International ISO/IEC 11801

National ANSI/TIA-568-C.2

Essential-6 U/UTP Cable

Contact

LAN Systems (Nexans Cabling Solutions)
Phone: +44 (0)1256 486640
ncs.uk@nexans.com



CHARACTERISTICS



Usage characteristics

Range

essential-6

PRODUCT LIST

Nexans ref.	Name	Type of cable	Outer sheath
 N100.161-OE	Essential-6 U/UTP AWG24 Cat 6 LSZH Eca Orange 305m box	U/UTP	LSZH
 N100.164-OE	Essential-6 U/UTP AWG24 Cat 6 LSZH Eca Orange 500m reel	U/UTP	LSZH
 N100.166-LE	Essential-6 U/UTP AWG24 Cat 6 PVC Eca Light Grey 305m box	U/UTP	PVC
 N100.169-LE To be removed	Essential-6 U/UTP AWG24 Cat 6 PVC Eca Light Grey 500m reel	U/UTP	PVC

 = Make to order,  = In stock

CHANNEL PERFORMANCE

Values given for 2-connector channel, built with Essential-6 cable, outlet and patch panel. (Values specified at 20°C)

Frequency MHz	Insertion Loss dB/100m	NEXT PP dB	PS NEXT dB	ACR dB/100m	PS ACR dB/100m	ELFEXT dB/100m	PSELFEXT dB/100m	Return Loss dB
1	4.0	65.0	62.0	65.0	62.0	63.3	60.3	19.0
4	4.2	63.0	60.5	58.9	56.4	51.2	48.2	19.0
10	6.6	56.6	54.0	50.0	47.4	43.3	40.3	19.0
16	8.3	53.2	50.6	44.9	42.3	39.2	36.2	18.0
20	9.3	51.6	49.0	42.3	39.7	37.2	34.2	17.5
31.25	11.7	48.4	45.7	36.7	34.0	33.4	30.4	16.5
62.5	16.9	43.4	40.6	26.5	23.7	27.3	24.3	14.0
100	21.7	39.9	37.1	18.2	15.4	23.3	20.3	12.0
155	27.6	36.7	33.8	9.1	6.2	19.5	16.5	10.1
200	31.7	34.8	31.9	3.1	0.1	17.2	14.2	9.0
250	35.9	33.1	30.2	-2.8	-5.8	15.3	12.3	8.0

Essential-6 Keystone Connector

Contact

LAN Systems (Nexans Cabling Solutions)
Phone: +44 (0)1256 486640
ncs.uk@nexans.com

- Complies with the latest Category 6 standards
- Screened and Unscreened versions
- Easy termination without punchdown tool
- Keystone format.

DESCRIPTION

Application

The Nexans Essential-6 keystone connectors are manufactured and tested to the latest Category 6 specifications. They support Class E applications up to 250 MHz. When installed in conjunction with Essential-6 cable and patch panels, a 25 year Class E Link Warranty can be obtained from the Nexans web site.

Design

The Essential-6 keystone connectors are designed to match with Essential-6 cable and patch cords and complement all Essential modular components, such as:

- keystone patch panels (black and white)
- keystone outlet modules (UK, US and European formats)

The modular jack is designed for keystone footprints of 14.78mm width, 20-20.78mm height and 1.5mm wall thickness and is compatible with a variety of keystone formatted structural hardware. (Please check compatibility with Nexans before using 3rd party hardware)

The Essential-6 connectors can be used with all types of Category 6 cable with solid wire from 24 to 22 AWG.

Performance

The Essential-6 keystone connectors are compliant with the specifications of ISO/IEC 11801, EN 50173 and IEC 60603-7.

Installation

The wire organiser guarantees fast and easy termination of the Essential-6 keystone connector without the need for a punchdown tool. An optional comfort tool (N420.567) can be used to increase the ease of installation.

- Fast and easy termination without punchdown tool.
- Wiring according to colour code T568B or T568A.
- Accepts 24, 23 and 22 AWG solid core cables.
- Fits Nexans hardware designed for keystone format



essential-6

STANDARDS



International ISO/IEC 11801



Essential-6 Keystone Connector

Contact

LAN Systems (Nexans Cabling Solutions)
Phone: +44 (0)1256 486640
ncs.uk@nexans.com

PRODUCT LIST

Nexans ref.	Name
 N420.136	Essential-6 Keystone Connector Screened
 N420.116	Essential-6 Keystone Connector Unscreened

 = Make to order,  = In stock

CHANNEL PERFORMANCE

Values given for 2-connector channel, built with Essential-6 cable, outlet and patch panel. (Values specified at 20°C)

Frequency MHz	Insertion Loss dB/100m	NEXT PP dB	PS NEXT dB	ACR dB/100m	PS ACR dB/100m	ELFEXT dB/100m	PSELFEXT dB/100m	Return Loss dB
1	4.0	65.0	62.0	65.0	62.0	63.3	60.3	19.0
4	4.2	63.0	60.5	58.9	56.4	51.2	48.2	19.0
10	6.6	56.6	54.0	50.0	47.4	43.3	40.3	19.0
16	8.3	53.2	50.6	44.9	42.3	39.2	36.2	18.0
20	9.3	51.6	49.0	42.3	39.7	37.2	34.2	17.5
31.25	11.7	48.4	45.7	36.7	34.0	33.4	30.4	16.5
62.5	16.9	43.4	40.6	26.5	23.7	27.3	24.3	14.0
100	21.7	39.9	37.1	18.2	15.4	23.3	20.3	12.0
155	27.6	36.7	33.8	9.1	6.2	19.5	16.5	10.1
200	31.7	34.8	31.9	3.1	0.1	17.2	14.2	9.0
250	35.9	33.1	30.2	-2.8	-5.8	15.3	12.3	8.0

MECHANICAL AND ELECTRICAL CHARACTERISTICS

Mechanical and Electrical Characteristics

Contact resistance:	max. 20 m Ohm
Input to output DC resistance:	max. 200 m Ohm
Insulation resistance:	min. 500 M Ohm
Voltage proof:	1000 V DC or AC peak, contact to contact
Mating cycles:	min. 750
Insertion cycles:	min. 20
Insertion and withdrawal force:	max. 20 N

All drawings, designs, specifications, plans and particulars of weights, size and dimensions contained in the technical or commercial documentation of Nexans is indicative only and shall not be binding on Nexans or be treated as constituting a representation on the part of Nexans.

Version NDC-v4-2010 Generated 10/01/20 www.nexans.co.uk Page 68 / 414

Essential-6 Patch Panels

Contact

LAN Systems (Nexans Cabling Solutions)
Phone: +44 (0)1256 486640
ncs.uk@nexans.com

- Complies to the latest Category 6 standard
- Punchdown from the top or the rear side
- Unshielded

DESCRIPTION

Application

The Nexans Essential-6 patch panels are based on 19" frame dimensions and have 24 Category 6 RJ45 ports on 1HU. They support Class E applications up to 250 MHz. When the panels are installed in conjunction with Essential-6 cable and outlets, a 25 year Class E Link Certificate can be obtained from the Nexans e-service site.

Design

The Essential-6 patch panels are compatible with the complete Essential-6 range and can be used with all types of UTP Category 6 cable with solid wire from 22 to 24 AWG. The panels are available in either black or white finish.

Performance

The Essential-6 patch panels are compliant with the specifications of ISO/IEC 11801 and IEC 60603-7.

Installation

- Fast and easy termination of IDC blocks by LSA+ punchdown tooling.
- Colour code T568A and T568B (Product dependent).
- Supplied with fixings and tie-wraps.



essential-6

STANDARDS







International IEC 60603-7-4;
ISO/IEC 11801



Essential-6 Patch Panels

Contact

LAN Systems (Nexans Cabling Solutions)
Phone: +44 (0)1256 486640
ncs.uk@nexans.com

PRODUCT LIST

Nexans ref.	Name
 N500.206 New	Essential-6 PCB Patch Panel Unscreened 24 RJ45 Cat 6 Rear Connect Black
 N500.208 New	Essential-6 PCB Patch Panel Unscreened 48 RJ45 110 Category 6 Black
 N424.610	Essential-6 Patch panel 1HU 24 Cat 6 ports, rear connection, black
 N424.600	Essential-6 Patch panel 1HU 24 Cat 6 ports, rear connection, white
 N424.613	Essential-6 Patch panel 1HU 24 Cat 6 ports, top connection, black
 N424.603	Essential-6 Patch panel 1HU 24 Cat 6 ports, top connection, white

 = Make to order,  = In stock

MECHANICAL AND ELECTRICAL CHARACTERISTICS

Mechanical and Electrical Characteristics

Contact resistance:	max. 20 m Ohm
Input to output DC resistance:	max. 200 m Ohm
Insulation resistance:	min. 500 M Ohm
Voltage proof:	1000 V DC or AC peak, contact to contact
Mating cycles:	min. 750
Insertion cycles:	min. 20
Insertion and withdrawal force:	max. 20 N

All drawings, designs, specifications, plans and particulars of weights, size and dimensions contained in the technical or commercial documentation of Nexans is indicative only and shall not be binding on Nexans or be treated as constituting a representation on the part of Nexans.

Version NDC-v1-2006 Generated 10/01/20 www.nexans.co.uk Page 70 / 414

Essential-6 Outlet Modules

Contact

LAN Systems (Nexans Cabling Solutions)
Phone: +44 (0)1256 486640
ncs.uk@nexans.com

- Complies to the latest Category 6 standards
- Includes 25x50, LJ6C and 50x50 triple modules
- Unshielded
- LSA+ termination
- UK white
- Fits in all Nexans UK structural hardware

DESCRIPTION

Application

The Nexans Essential-6 unshielded outlet modules are manufactured and tested to the latest Category 6 specifications. They support Class E applications up to 250 MHz. When installed in conjunction with Essential-6 cable and patch panels, a 25 year Class E Link Certificate can be obtained from the Nexans e-service site.

Design

The Essential-6 outlet modules are compatible with the complete Essential-6 range and fit into all Nexans UK structural hardware. They can be used with all types of UTP Category 6 cable with solid wire from 22 to 24 AWG. The spring shuttered modules come in glossy white finish, matching with most British style structural hardware. They are available in different versions:

- single module 25x50mm
- single module 25x50mm - low profile
- triple module 50x50mm
- LJ6C module 25x37mm

The modules are equipped with transparent label holders fitted with a blank paper label for customised port identification.

Performance

The Essential-6 outlet modules are compliant with the specifications of ISO/IEC 11801: 2002.

Installation

- Fast and easy termination by LSA+ punch-down tooling.
- Wiring according to colour code T568B.
- Centrally positioned tie wrap bridges ensure cable strain relief.
- Supplied with tie wraps.
- Labelling windows included.
- Fits in all Nexans UK structural hardware



essential-6

STANDARDS





International ISO/IEC 11801



Essential-6 Outlet Modules

Contact

LAN Systems (Nexans Cabling Solutions)
Phone: +44 (0)1256 486640
ncs.uk@nexans.com

PRODUCT LIST

Nexans ref.	Name
 N424.623	Essential-6 LJ6C outlet module 25x39.5mm
 N424.621	Essential-6 single outlet module 25x50mm
 N424.624 New	Essential-6 single outlet module 25x50mm - Low Profile
 N424.620	Essential-6 single outlet module 25x50mm - Low Profile Strain Relief

 = Make to order,  = In stock

CHANNEL PERFORMANCE

Values given for 2-connector channel, built with Essential-6 cable, outlet and patch panel. (Values specified at 20°C)

Frequency MHz	Insertion Loss dB/100m	NEXT PP dB	PS NEXT dB	ACR dB/100m	PS ACR dB/100m	ELFEXT dB/100m	PSELFEXT dB/100m	Return Loss dB
1	4.0	65.0	62.0	65.0	62.0	63.3	60.3	19.0
4	4.2	63.0	60.5	58.9	56.4	51.2	48.2	19.0
10	6.6	56.6	54.0	50.0	47.4	43.3	40.3	19.0
16	8.3	53.2	50.6	44.9	42.3	39.2	36.2	18.0
20	9.3	51.6	49.0	42.3	39.7	37.2	34.2	17.5
31.25	11.7	48.4	45.7	36.7	34.0	33.4	30.4	16.5
62.5	16.9	43.4	40.6	26.5	23.7	27.3	24.3	14.0
100	21.7	39.9	37.1	18.2	15.4	23.3	20.3	12.0
155	27.6	36.7	33.8	9.1	6.2	19.5	16.5	10.1
200	31.7	34.8	31.9	3.1	0.1	17.2	14.2	9.0
250	35.9	33.1	30.2	-2.8	-5.8	15.3	12.3	8.0

Essential-6 Patch Cords

Contact

LAN Systems (Nexans Cabling Solutions)
Phone: +44 (0)1256 486640
ncs.uk@nexans.com

- Comply with latest Category 6 standards
- Screened and unshielded
- Light grey PVC
- Light grey slimline boot with bend relief
- 1, 2, 3 and 5m lengths

DESCRIPTION

Application

The Nexans Essential-6 patch cords are manufactured and tested to the latest Category 6 specifications and support Class E applications up to 250 MHz. They are matched with the complete Essential-6 range in order to deliver a full end-to-end Class E Channel.

Design

The Essential-6 patch cords contain a central PE cross member, keeping the pairs in place and reducing the risk of losing performance when bending the cords. Available in standard lengths of 1, 2, 3 and 5m, each cord is individually bagged and carries a traceability code.

Performance

The Essential-6 cords are compliant with the specifications of ISO/IEC 11801 and EN 50173.

Installation

Thanks to their small outer diameter, the Essential-6 cords are as easy to install and manage in a rack as their Cat 5e equivalent.



essential-6

STANDARDS

International ISO/IEC 11801



Flame retardant
IEC 60332-1

All drawings, designs, specifications, plans and particulars of weights, size and dimensions contained in the technical or commercial documentation of Nexans is indicative only and shall not be binding on Nexans or be treated as constituting a representation on the part of Nexans.

Version PDE-v3-2012 Generated 10/01/20 www.nexans.co.uk Page 73 / 414

Nexans

Essential-6 Patch Cords

Contact

LAN Systems (Nexans Cabling Solutions)
Phone: +44 (0)1256 486640
ncs.uk@nexans.com

CHARACTERISTICS

Electrical characteristics

















Characteristic impedance 100 Ohm



Usage characteristics

Range essential-6

Flame retardant IEC 60332-1

PRODUCT LIST

Nexans ref.	Name	Screen	Length [m]	Colour	Outer sheath
 N101.22ECGG	Essential-6 Patch Cord FTP Cat 6 LSZH Grey 1m	FTP	1	Light grey	LSZH
 N101.22EEGG	Essential-6 Patch Cord FTP Cat 6 LSZH Grey 2m	FTP	2	Light grey	LSZH
 N101.22EFGG	Essential-6 Patch Cord FTP Cat 6 LSZH Grey 3m	FTP	3	Light grey	LSZH
 N101.22EHGG	Essential-6 Patch Cord FTP Cat 6 LSZH Grey 5m	FTP	5	Light grey	LSZH
 N101.12ECGG	Essential-6 Patch Cord FTP Cat 6 PVC Grey 1m	FTP	1	Light grey	PVC
 N101.12EEGG	Essential-6 Patch Cord FTP Cat 6 PVC Grey 2m	FTP	2	Light grey	PVC
 N101.12EFGG	Essential-6 Patch Cord FTP Cat 6 PVC Grey 3m	FTP	3	Light grey	PVC
 N101.12EHGG	Essential-6 Patch Cord FTP Cat 6 PVC Grey 5m	FTP	5	Light grey	PVC
 N101.21ECOO	Essential-6 Patch Cord UTP Cat 6 LSZH Orange 1m	UTP	1	Orange	LSZH
 N101.21EEOO	Essential-6 Patch Cord UTP Cat 6 LSZH Orange 2m	UTP	2	Orange	LSZH
 N101.21EFOO	Essential-6 Patch Cord UTP Cat 6 LSZH Orange 3m	UTP	3	Orange	LSZH
 N101.21EHOO	Essential-6 Patch Cord UTP Cat 6 LSZH Orange 5m	UTP	5	Orange	LSZH
 N101.11ECGG	Essential-6 Patch Cord UTP Cat 6 PVC Grey 1m	UTP	1	Light grey	PVC
 N101.11EEGG	Essential-6 Patch Cord UTP Cat 6 PVC Grey 2m	UTP	2	Light grey	PVC
 N101.11EFGG	Essential-6 Patch Cord UTP Cat 6 PVC Grey 3m	UTP	3	Light grey	PVC
 N101.11EHGG	Essential-6 Patch Cord UTP Cat 6 PVC Grey 5m	UTP	5	Light grey	PVC

 = Make to order,  = In stock

CHANNEL PERFORMANCE

Values given for 2-connector channel, built with Essential-6 cable, outlet and patch panel. (Values specified at 20°C)

Frequency MHz	Insertion Loss dB/100m	NEXT PP dB	PS NEXT dB	ACR dB/100m	PS ACR dB/100m	ELFEXT dB/100m	PSELFEXT dB/100m	Return Loss dB
1	4.0	65.0	62.0	65.0	62.0	63.3	60.3	19.0
4	4.2	63.0	60.5	58.9	56.4	51.2	48.2	19.0
10	6.6	56.6	54.0	50.0	47.4	43.3	40.3	19.0
16	8.3	53.2	50.6	44.9	42.3	39.2	36.2	18.0
20	9.3	51.6	49.0	42.3	39.7	37.2	34.2	17.5
31.25	11.7	48.4	45.7	36.7	34.0	33.4	30.4	16.5
62.5	16.9	43.4	40.6	26.5	23.7	27.3	24.3	14.0
100	21.7	39.9	37.1	18.2	15.4	23.3	20.3	12.0
155	27.6	36.7	33.8	9.1	6.2	19.5	16.5	10.1

All drawings, designs, specifications, plans and particulars of weights, size and dimensions contained in the technical or commercial documentation of Nexans is indicative only and shall not be binding on Nexans or be treated as constituting a representation on the part of Nexans.

Version PDE-v3-2012 Generated 10/01/20 www.nexans.co.uk Page 74 / 414

Essential-6 Patch Cords

Contact

LAN Systems (Nexans Cabling Solutions)
Phone: +44 (0)1256 486640
ncs.uk@nexans.com

200	31.7	34.8	31.9	3.1	0.1	17.2	14.2	9.0
250	35.9	33.1	30.2	-2.8	-5.8	15.3	12.3	8.0

Category 6A

Contact

LAN Systems (Nexans Cabling Solutions)

Phone: +44 (0)1256 486640

ncs.uk@nexans.com

Copper solution to support 10G Ethernet and higher levels of PoE

LANmark-6A Cable

Contact

LAN Systems (Nexans Cabling Solutions)
Phone: +44 (0)1256 486640
ncs.uk@nexans.com

- Ideal cable for 10GBase-T application
- Full compliance to latest standards for Category 6A and Class EA
- Guaranteed performance up to 500MHz
- Global or individual pair shielding offering Alien Crosstalk immunity

DESCRIPTION

Application

LANmark-6A cables are the ideal solution for a 10G Ethernet network. The range has been designed specifically to support the higher frequencies required for 10 Gigabit Ethernet, while maintaining full backwards compatibility with today's needs. All LANmark-6A cables are shielded, in order to ensure immunity to Alien Crosstalk and other external interferences.

- 10Base-T Ethernet
- 100Base-TX Fast Ethernet
- 1000Base-TX Gigabit Ethernet
- 10GBase-T 10 Gigabit Ethernet IEEE 802.3
- 155 Mbit ATM
- 1.2 Gbit ATM
- future Cat 6A and Class EA applications

Performance

With guaranteed performance to 500MHz, Nexans LANmark-6A cables exceed the requirements of the International, European and American cable standards, including ISO/IEC 11801, IEC 61156-5, EN 50173, EN 50288 and TIA/EIA 568-C.2.

When used in combination with Nexans LANmark-6A Evo connectors and LANmark-6A Ultim patch cords, the system supports the 10GBase-T applications as defined in IEEE 802.3an and meets or exceeds the link and channel requirements for Category 6A and Class EA as defined in TIA/EIA 568-C.2 and ISO/IEC 11801.

Installation

The LANmark-6A cables have the advantage of offering equal dimensions and flexibility as the equivalent LANmark-6 screened cables with the same ease of installation and termination.

To support the correct set-up of hand held analysers for installation testing, the actual cable NVP value is given in the cable's print legend.

Guarantees

Traceability codes on both cable and packaging ensure quality validation of the installed cable.

Installations with LANmark-6A cable and connectivity are qualified for a 25 year full system warranty, which includes Parts, Channel Performance, Application Support and Labour, as described in the Nexans Certified System Warranty.












LANmark-6A


STANDARDS

International EN 50173-1;
EN 50288-4-1; IEC 61156-5;
ISO/IEC 11801

National ANSI/TIA-568-C.2

PRODUCT LIST

Nexans ref.	Name	Type of cable	Outer sheath
 N100.692G-OC	LANmark-6A F/FTP AWG23 Cat 6A LSZH Cca s1a d1 a1 Orange 1000m reel	F/FTP	LSZH
 N100.694G-OC	LANmark-6A F/FTP AWG23 Cat 6A LSZH Cca s1a d1 a1 Orange 500m reel	F/FTP	LSZH
 N100.692G-OD	LANmark-6A F/FTP AWG23 Cat 6A LSZH Dca s2 d1 a1 Orange 1000m reel	F/FTP	LSZH
 N100.694G-OD	LANmark-6A F/FTP AWG23 Cat 6A LSZH Dca s2 d1 a1 Orange 500m reel	F/FTP	LSZH
 N100.693G-OD	LANmark-6A F/FTP Dual AWG23 Cat 6A LSZH Dca s2 d1 a1 Orange 500m reel	F/FTP	LSZH
 N100.622G-OC	LANmark-6A F1/UTP AWG23 Cat 6A LSZH Cca s1a d1 a1 Orange 1000m reel	F/UTP	LSZH
 N100.622G-OD	LANmark-6A F1/UTP AWG23 Cat 6A LSZH Dca s2 d1 a1 Orange 1000m reel	F/UTP	LSZH
 N100.624G-OD	LANmark-6A F1/UTP AWG23 Cat 6A LSZH Dca s2 d1 a1 Orange 500m reel	F/UTP	LSZH
 N100.623G-OD	LANmark-6A F1/UTP Dual AWG23 Cat 6A LSZH Dca s2 d2 a1 Orange 500m reel	F/UTP	LSZH

 = Make to order,  = In stock

ELECTRICAL PERFORMANCE LANMARK-6A F/UTP CABLE

Electrical Performance LANmark-6A F/UTP cable

Freq	Attn		NEXT		PSNEXT		ACR-F		PS ACR-F		PS ANEXT		PS AACR-F		RL	
	in dB		in dB		in dB		in dB		in dB		in dB		in dB		in dB	
in MHz	Max.	Typ.	Min.	Typ.	Min.	Typ.	Min.	Typ.	Min.	Typ.	Min.	Typ.	Min.	Typ.	Min.	Typ.
1	2.1	2.1	74.3	79.3	72.3	77.3	67.8	87.8	64.8	84.8	67.0	90.0	67.0	76.7	20.0	26.0
4	3.8	3.8	65.3	70.3	63.3	68.3	55.8	75.8	52.8	72.8	67.0	90.0	66.2	75.9	23.0	29.0
10	5.9	5.9	59.3	64.3	57.3	62.3	47.8	67.8	44.8	64.8	67.0	87.0	58.2	67.9	25.0	31.0
16	7.5	7.5	56.2	61.2	54.2	59.2	43.7	63.7	40.7	60.7	67.0	85.0	54.1	63.8	25.0	31.0
20	8.4	8.4	54.8	59.8	52.8	57.8	41.8	61.8	38.8	58.8	67.0	84.0	52.2	61.9	25.0	31.0
31.25	10.5	10.5	51.9	56.9	49.9	54.9	37.9	57.9	34.9	54.9	67.0	82.1	48.3	58.0	23.6	29.6
62.5	15.0	15.0	47.4	52.4	45.4	50.4	31.9	51.9	28.9	48.9	65.6	79.0	42.3	52.0	21.5	27.5
100	19.1	19.1	44.3	49.3	42.3	47.3	27.8	47.8	24.8	44.8	62.5	77.0	38.2	47.9	20.1	26.1
155	24.1	24.1	41.4	46.4	39.4	44.4	24.0	44.0	21.0	41.0	59.6	74.1	34.4	44.1	18.8	24.8
200	27.6	27.6	39.8	44.8	37.8	42.8	21.8	41.8	18.8	38.8	58.0	72.5	32.2	41.9	18.0	24.0
250	31.1	31.1	38.3	43.3	36.3	41.3	19.8	39.8	16.8	36.8	56.5	71.0	30.2	39.9	17.3	23.3
300	34.3	34.3	37.1	40.1	35.1	38.1	18.3	38.3	15.3	35.3	55.3	69.8	28.7	38.4	16.8	22.8
500	45.3	45.3	33.8	36.8	31.8	34.8	13.8	33.8	10.8	30.8	52.0	66.5	24.2	33.9	15.2	21.2

all values are specified at 20°C

LANmark-6A Snap-In Connector

Contact

LAN Systems (Nexans Cabling Solutions)
Phone: +44 (0)1256 486640
ncs.uk@nexans.com

- High bandwidth RJ45 connector supporting 10 Gigabit Ethernet
- Fully compliant with TIA and ISO Category 6A cabling and connector standards
- Supports very short Category 6A channel configurations, often required in Data Centres
- 360° shielding offering full Alien Crosstalk immunity
- Fast and easy termination without punch down tool
- Wiring according to colour code T568B or T568A
- Reterminable
- Stranded version available for CP to TO links
- Supports PoE++ Type 4 applications delivering up to 90W/71W (IEEE 802.3bt)
- An adapter can be added to fit the keystone format

DESCRIPTION

Application

Nexans LANmark-6A Evo Snap-In Connectors are manufactured and tested to the latest Category 6A specifications defined in the International and American cabling standards and are designed to meet or exceed the stringent quality and performance criteria needed to support all applications up to 500 MHz, including 10 Gigabit Ethernet.

A fully closed metal rear cover providing 360 degrees shielding offers excellent coupling attenuation and ensures immunity from Alien Crosstalk and other external interferences.

Channels built with LANmark-6A cables and jacks do not need on site testing for Alien Crosstalk, as this parameter is met by design. This significantly reduces the installation cost for 10G network cabling.


- 10 BASE-T Ethernet
- 100 BASE-T Fast Ethernet
- 1000 BASE-T Gigabit Ethernet
- 10G BASE-T Gigabit Ethernet IEEE 802.3
- 155 Mbit ATM
- 1.2 Gbit ATM
- PoE++ Type 4 (IEEE 802.3bt) including IEC 60512-9-3/ed.2 (test 9c) and IEC 60512-99-002/ed.1 draft (test 99b)
- Future Cat 6A and Class EA applications

Design

Nexans LANmark-6A Evo Snap-In connectors are designed to match with LANmark-6A cable and patch cords and to complement all LANmark modular components, such as:

- Snap-In patch panels (fixed, sliding and angled) and Zone Distribution Boxes
- Snap-In outlet modules (UK, US, European and German style)

Performance



LANmark-6A

STANDARDS

International EN 50173-1;
IEC 60603-7-51;
IEEE 802.3af (PoE);
IEEE 802.3bt (PoE++);
IEEE 802.3at (PoE+); ISO/
IEC 11801:2002/Amd 1:2008/
Cor 1:2008; ISO/IEC 24764; ISO/
IEC 11801:2002/Amd 2:2010/
Cor 1:2010

National ANSI/TIA-568-C.2

LANmark-6A Snap-In Connector

Contact

LAN Systems (Nexans Cabling Solutions)
Phone: +44 (0)1256 486640
ncs.uk@nexans.com

Nexans LANmark-6A Evo connectors meet or exceed the requirements for Category 6A connecting hardware as described in ISO/IEC 11801, IEC 60603-7-51 and EIA/TIA 568-C.2.

In conjunction with LANmark-6A cable they support all 2, 3 and 4 connector models as specified in these standards, as well as very short link and channel configurations which are increasingly required in Data Centre environments.

Installation

The wire organiser guarantees fast and easy termination of the LANmark-6A Evo Snap-In connector without the need for a punchdown tool. An optional comfort tool (N420.567) can be used to increase the ease of installation.

A stranded version is available for CP to TO links.




Guarantees



The LANmark-6A Evo Snap-In performance is guaranteed to meet or exceed the requirements of the above mentioned standards.

Traceability codes on both connector and packaging ensure quality validation.

Installations with LANmark-6A cable and connectivity are qualified for a 25 year full system warranty, which includes Parts, Installation, Channel Performance and Application Support, as described in the Nexans Certified System Warranty.

PRODUCT LIST

Nexans ref.	Name
 N420.66A	LANmark-6A Evo Snap-In Connector Category 6A 500MHz Screened
 N420.66ABULK100	LANmark-6A Evo Snap-In Connector Category 6A 500MHz Screened (bulk pack)
 N420.66AECO24	LANmark-6A Evo Snap-In Connector Category 6A 500MHz Screened Eco-24
 N420.67A	LANmark-6A Evo Snap-In Connector Category 6A 500MHz Screened for stranded wire

 = Make to order,  = In stock

LANmark-6A Snap-In Connector

Contact

LAN Systems (Nexans Cabling Solutions)
Phone: +44 (0)1256 486640
ncs.uk@nexans.com

ELECTRICAL PERFORMANCE LANMARK-6A 4 CONNECTOR CHANNEL PART 1

"All values are based on Worst Case 4 Connector Channel configurations according to ISO 11801. Minimal and maximum values represent guaranteed channel performance"

Freq in MHz	Attn in dB		NEXT in dB			PSNEXT in dB			ACR-F in dB	
	Max	Typ	Std	Min	Typ	Std	Min	Typ	Std	Typ
1	<4	4.0	65.0	67.0	85.0	62.0	64.0	74.8	63.3	69.9
4	4.1	4.1	63.0	65.0	72.9	60.5	62.5	65.0	51.2	57.9
10	6.4	6.3	56.6	58.6	65.0	54.0	56.0	58.5	43.3	49.9
16	8.1	8.0	53.2	55.2	60.9	50.6	52.6	55.1	39.2	45.9
20	9.1	9.0	51.6	53.6	59.0	49.0	51.0	53.5	37.2	43.9
31.25	11.4	11.2	48.4	50.4	55.1	45.7	47.7	50.2	33.4	40.0
62.5	16.3	15.9	43.4	45.4	49.1	40.6	42.6	45.1	27.3	34.0
100	20.8	20.2	39.9	41.9	45.0	37.1	39.1	41.6	23.3	29.9
155	26.2	25.4	36.7	38.7	41.2	33.8	35.8	38.3	19.5	26.1
200	30.0	28.9	34.8	36.8	39.0	31.9	33.9	36.4	17.2	23.9
250	33.8	32.5	33.1	35.1	37.0	30.2	32.2	34.7	15.3	22.0
300	37.3	35.7	31.7	33.7	35.4	28.8	30.8	33.3	13.7	20.4
500	49.3	46.7	27.9	29.9	31.0	24.8	26.8	24.9	9.3	16.0

*Standard values based on ISO 11801 Class EA

ELECTRICAL PERFORMANCE LANMARK-6A 4 CONNECTOR CHANNEL PART 2

All values are based on Worst Case 4 Connector Channel configurations according to ISO 11801. Minimal and maximum values represent guaranteed channel performance

Freq in MHz	PS ACR-F in dB		PS ANEXT in dB			PS AACR-F in dB			RL in dB		
	Std	Typ	Std	Min	Typ	Std	Min	Typ	Std	Min	Typ
1	60.3	66.9	80.0	90.0	92.0	77.0	92.0	94.0	19.0	21.0	21.0
4	48.2	54.9	74.0	89.0	91.0	65.0	80.0	82.0	19.0	21.0	32.0
10	40.3	46.9	70.0	85.0	87.0	57.0	72.0	74.0	19.0	21.0	28.0
16	36.2	42.9	68.0	83.0	85.0	52.9	67.9	69.9	18.0	20.0	26.0
20	34.2	40.9	67.0	82.0	84.0	51.0	66.0	68.0	17.5	19.5	25.0
31.25	30.4	37.0	65.1	80.1	82.1	47.1	62.1	64.1	16.5	18.5	23.1
62.5	24.3	31.0	62.0	77.0	79.0	41.1	56.1	58.1	14.0	16.0	20.0
100	20.3	26.9	60.0	75.0	77.0	37.0	52.0	54.0	12.0	14.0	18.0
155	16.5	23.1	57.1	72.1	74.1	33.2	48.2	50.2	10.1	12.1	16.1
200	14.2	20.9	55.5	70.5	72.5	31.0	46.0	48.0	9.0	11.0	15.0
250	12.3	19.0	54.0	69.0	71.0	29.0	44.0	46.0	8.0	10.0	14.0
300	10.7	17.4	52.8	67.8	69.8	27.5	42.5	44.5	7.2	9.2	13.2
500	6.3	13.0	49.5	64.5	66.5	23.0	38.0	40.0	6.0	8.0	11.0

*Standard values based on ISO 11801 Class EA

LANmark-6A Slimflex Uniboot Patch Cords

Contact

LAN Systems (Nexans Cabling Solutions)
Phone: +44 (0)1256 486640
ncs.uk@nexans.com

- 44% Space Saving with reduced outer diameter cable
- Slim & Flexible to be used in dense Patching Zones for Enterprise and Datacentres or Meeting Rooms
- High speed RJ45 patch cord to run 10GBase-T and future Cat6A applications
- Individually screened pairs for reduced Internal Crosstalk and Alien Crosstalk immunity
- Up to 2 x 3m cords can be added to 90m links
- Retrofit Latch Protector available in 8 colours for colour coding

DESCRIPTION

Application

LANmark-6A Slimflex cords are developed to support 10 Gigabit Ethernet (IEEE 802.3an) and any other Cat.6A application and require 44 % less space than regular Cat6A patch cords. They use thin AWG30 wires inside a cable with an outer diameter of only 4.5mm. When formed into bundles, this results into significant space savings.

LANmark-6A Slimflex Cords offer a frequency range up to 500MHz and are matched with other LANmark-6A components to provide improved data throughput in complex channel configurations. They use stranded cable to provide maximum flexibility.

The SFTP construction maximises the lifetime and longevity of the system by minimising the risk of wear & tear damage. The boot for mechanical protection is kept inside the RJ45 boundaries to enable High Density Patching with 48 cords in 1 height unit. They also come with a 'Replaceable' Latch Protector, which can be used for colour coding of different services.

Performance

The LANmark-6A Slimflex cords fully comply and exceed the requirements of EIA/TIA-568-C.2 and ISO11801, except the maximum length requirements. The maximum length of channels is reduced to 96m. The cord derating factor is 2.6. Used with other LANmark-6A components, very short Cat 6A link and channel configurations with up to 3 connection points within 10 meters can be supported.

Guarantees

When installed in combination with other LANmark-6A components, a 25 years channel warranty can be obtained, covering full 10GBase-T support and Cat 6A/Class EA compliance.

Usage

- 1, 2, 3, 5m are standard lengths available from stock, other lengths are available on demand.
- Up to 2x3m length, no restrictions for channel configurations apply. For cord length above 3m please consult the Slimflex design guidelines.
- White is the standard colour available from stock; other colours are available on demand.
- Default Plug Configuration is a black boot with a preinstalled black latch protector.
- The cords are by design fully Alien Crosstalk compliant, so no special installation rules need to be taken into account for ANEXT and AFEXT compliance.



LANmark-6A

STANDARDS

International EN 50173-1;
IEEE 802.3an; ISO/IEC 11801;
ISO/IEC TR24750

National ANSI/TIA-568-C.2; TIA/
EIA TSB-155

All drawings, designs, specifications, plans and particulars of weights, size and dimensions contained in the technical or commercial documentation of Nexans is indicative only and shall not be binding on Nexans or be treated as constituting a representation on the part of Nexans.

Version 1.0 Generated 10/01/20 www.nexans.co.uk Page 84 / 414



LANmark-6A Slimflex Uniboot Patch Cords

Contact

LAN Systems (Nexans Cabling Solutions)
 Phone: +44 (0)1256 486640
 ncs.uk@nexans.com

CHARACTERISTICS










Dimensional characteristics

Conductor cross-section (AWG) 30

Usage characteristics

Range LANmark-6A

PRODUCT LIST

Nexans ref.	Name	Length [m]	Colour	Outer sheath	Screen
 N1SA.P1H005WK New	LANmark-6A Slimflex Patch Cord S/FTP Cat 6A RJ45 LSZH White 0.5m	0.5	White	LSZH-FR	Yes
 N1SA.P1H015WK New	LANmark-6A Slimflex Patch Cord S/FTP Cat 6A RJ45 LSZH White 1.5m	1.5	White	LSZH-FR	Yes
 N1SA.P1H010WK New	LANmark-6A Slimflex Patch Cord S/FTP Cat 6A RJ45 LSZH White 1m	1	White	LSZH-FR	Yes
 N1SA.P1H025WK New	LANmark-6A Slimflex Patch Cord S/FTP Cat 6A RJ45 LSZH White 2.5m	2.5	White	LSZH-FR	Yes
 N1SA.P1H020WK New	LANmark-6A Slimflex Patch Cord S/FTP Cat 6A RJ45 LSZH White 2m	2	White	LSZH-FR	Yes
 N1SA.P1H035WK New	LANmark-6A Slimflex Patch Cord S/FTP Cat 6A RJ45 LSZH White 3.5m	3.5	White	LSZH-FR	Yes
 N1SA.P1H030WK New	LANmark-6A Slimflex Patch Cord S/FTP Cat 6A RJ45 LSZH White 3m	3	White	LSZH-FR	Yes
 N1SA.P1H040WK New	LANmark-6A Slimflex Patch Cord S/FTP Cat 6A RJ45 LSZH White 4m	4	White	LSZH-FR	Yes
 N1SA.P1H050WK New	LANmark-6A Slimflex Patch Cord S/FTP Cat 6A RJ45 LSZH White 5m	5	White	LSZH-FR	Yes

 = Make to order,  = In stock

LANmark-6A Slimflex Uniboot Patch Cords

Contact

LAN Systems (Nexans Cabling Solutions)
Phone: +44 (0)1256 486640
ncs.uk@nexans.com

ELECTRICAL PERFORMANCE LANMARK-6A 4 CONNECTOR CHANNEL PART 1

"All values are based on Worst Case 4 Connector Channel configurations according to ISO 11801. Minimal and maximum values represent guaranteed channel performance"

Freq in MHz	Attn in dB		NEXT in dB			PSNEXT in dB			ACR-F in dB	
	Max	Typ	Std	Min	Typ	Std	Min	Typ	Std	Typ
1	<4	4.0	65.0	67.0	85.0	62.0	64.0	74.8	63.3	69.9
4	4.1	4.1	63.0	65.0	72.9	60.5	62.5	65.0	51.2	57.9
10	6.4	6.3	56.6	58.6	65.0	54.0	56.0	58.5	43.3	49.9
16	8.1	8.0	53.2	55.2	60.9	50.6	52.6	55.1	39.2	45.9
20	9.1	9.0	51.6	53.6	59.0	49.0	51.0	53.5	37.2	43.9
31.25	11.4	11.2	48.4	50.4	55.1	45.7	47.7	50.2	33.4	40.0
62.5	16.3	15.9	43.4	45.4	49.1	40.6	42.6	45.1	27.3	34.0
100	20.8	20.2	39.9	41.9	45.0	37.1	39.1	41.6	23.3	29.9
155	26.2	25.4	36.7	38.7	41.2	33.8	35.8	38.3	19.5	26.1
200	30.0	28.9	34.8	36.8	39.0	31.9	33.9	36.4	17.2	23.9
250	33.8	32.5	33.1	35.1	37.0	30.2	32.2	34.7	15.3	22.0
300	37.3	35.7	31.7	33.7	35.4	28.8	30.8	33.3	13.7	20.4
500	49.3	46.7	27.9	29.9	31.0	24.8	26.8	24.9	9.3	16.0

*Standard values based on ISO 11801 Class EA

LANmark-6A Slimflex Uniboot Patch Cords

Contact

LAN Systems (Nexans Cabling Solutions)
Phone: +44 (0)1256 486640
ncs.uk@nexans.com

ELECTRICAL PERFORMANCE LANMARK-6A 4 CONNECTOR CHANNEL PART 2

All values are based on Worst Case 4 Connector Channel configurations according to ISO 11801. Minimal and maximum values represent guaranteed channel performance

Freq in MHz	PS ACR-F in dB		PS ANEXT in dB			PS AACR-F in dB			RL in dB		
	Std	Typ	Std	Min	Typ	Std	Min	Typ	Std	Min	Typ
1	60.3	66.9	80.0	90.0	92.0	77.0	92.0	94.0	19.0	21.0	21.0
4	48.2	54.9	74.0	89.0	91.0	65.0	80.0	82.0	19.0	21.0	32.0
10	40.3	46.9	70.0	85.0	87.0	57.0	72.0	74.0	19.0	21.0	28.0
16	36.2	42.9	68.0	83.0	85.0	52.9	67.9	69.9	18.0	20.0	26.0
20	34.2	40.9	67.0	82.0	84.0	51.0	66.0	68.0	17.5	19.5	25.0
31.25	30.4	37.0	65.1	80.1	82.1	47.1	62.1	64.1	16.5	18.5	23.1
62.5	24.3	31.0	62.0	77.0	79.0	41.1	56.1	58.1	14.0	16.0	20.0
100	20.3	26.9	60.0	75.0	77.0	37.0	52.0	54.0	12.0	14.0	18.0
155	16.5	23.1	57.1	72.1	74.1	33.2	48.2	50.2	10.1	12.1	16.1
200	14.2	20.9	55.5	70.5	72.5	31.0	46.0	48.0	9.0	11.0	15.0
250	12.3	19.0	54.0	69.0	71.0	29.0	44.0	46.0	8.0	10.0	14.0
300	10.7	17.4	52.8	67.8	69.8	27.5	42.5	44.5	7.2	9.2	13.2
500	6.3	13.0	49.5	64.5	66.5	23.0	38.0	40.0	6.0	8.0	11.0

*Standard values based on ISO 11801 Class EA

LANmark-6A Ultim UniBoot Patch Cords

Contact

LAN Systems (Nexans Cabling Solutions)
Phone: +44 (0)1256 486640
ncs.uk@nexans.com

- High speed RJ45 patch cord to run 10GBase-T and future Cat6A applications
- High Density support : 48 cords on 1 height unit
- Frequency range up to 500MHz, fully complies to Cat 6A TIA568C.2 and ISO11801
- Individually screened pairs for reduced Internal Crosstalk and Alien Crosstalk immunity
- Externally certified
- Retrofit Latch Protector available in 8 colours for colour coding

DESCRIPTION

Application

LANmark-6A Ultim cords are developed to support 10 Gigabit Ethernet (IEEE 802.3an) and any other future Cat.6A application.

LANmark-6A Ultim Cords offer superior performance up to 500MHz and are matched with other LANmark-6A components to provide improved data throughput in complex channel configurations. Ultim cords use stranded cable and as such provide maximum system flexibility for the use at Cross Connects and Consolidation points.

They will also maximise the lifetime and longevity of the system by minimising the risk of wear & tear damage. Due to their good electrical performance and mechanical stability, LANmark-6A Ultim cords can be used for accurate field testing of Cat 6A cabling channels. .

Ultim Cords feature a slim boot for mechanical protection, which is kept inside the RJ45 boundaries to enable High Density Patching with 48 cords in 1 height unit.

They also come with a 'Replaceable' Latch Protector, which can be used for colour coding of different services.

Performance

The LANmark-6A Ultim cords fully comply and exceed the requirements of EIA/TIA-568-C.2 and ISO11801 and enable to achieve high performing Cat 6A channels. Used with other LANmark-6A components, very short Cat 6A link and channel configurations with up to 3 connection points within 10 meters can be supported.

Guarantees

When installed in combination with other LANmark-6A components, a 25 years channel warranty can be obtained, covering full 10GBase-T support and full Cat 6A/ Class EA compliance.

Usage

- The cords are by design fully Alien Crosstalk compliant, so no special installation rules need to be taken into account for ANEXT and AFEXT compliance.
- 1, 2, 3, 5, 10, 20m are standard lengths available from stock, other lengths are available on demand.
- Orange and Dark Grey are standard colours available from stock; other colours are available on demand.
- Default Plug Configuration is a black boot with a preinstalled black latch protector.



LANmark-6A

STANDARDS

International EN 50173-1;
IEEE 802.3an; ISO/IEC 11801;
ISO/IEC TR24750

National ANSI/TIA-568-C.2; TIA/
EIA TSB-155

LANmark-6A Ultim UniBoot Patch Cords

Contact

LAN Systems (Nexans Cabling Solutions)
Phone: +44 (0)1256 486640
ncs.uk@nexans.com















CHARACTERISTICS



Usage characteristics

Range

LANmark-6A

PRODUCT LIST

Nexans ref.	Name	Length [m]	Colour	Outer sheath	Screen
 N11A.U1F100DK	LANmark-6A Ultim Patch Cord Cat 6A Screened LSZH 10m Grey	10	Grey	LSZH	Yes
 N11A.U1F100OK	LANmark-6A Ultim Patch Cord Cat 6A Screened LSZH 10m Orange	10	Orange	LSZH	Yes
 N11A.U1F010DK	LANmark-6A Ultim Patch Cord Cat 6A Screened LSZH 1m Grey	1	Grey	LSZH	Yes
 N11A.U1F010OK	LANmark-6A Ultim Patch Cord Cat 6A Screened LSZH 1m Orange	1	Orange	LSZH	Yes
 N11A.U1F200DK	LANmark-6A Ultim Patch Cord Cat 6A Screened LSZH 20m Grey	20	Grey	LSZH	Yes
 N11A.U1F200OK	LANmark-6A Ultim Patch Cord Cat 6A Screened LSZH 20m Orange	20	Orange	LSZH	Yes
 N11A.U1F020DK	LANmark-6A Ultim Patch Cord Cat 6A Screened LSZH 2m Grey	2	Grey	LSZH	Yes
 N11A.U1F020OK	LANmark-6A Ultim Patch Cord Cat 6A Screened LSZH 2m Orange	2	Orange	LSZH	Yes
 N11A.U1F030DK	LANmark-6A Ultim Patch Cord Cat 6A Screened LSZH 3m Grey	3	Grey	LSZH	Yes
 N11A.U1F030OK	LANmark-6A Ultim Patch Cord Cat 6A Screened LSZH 3m Orange	3	Orange	LSZH	Yes
 N11A.U1F050DK	LANmark-6A Ultim Patch Cord Cat 6A Screened LSZH 5m Grey	5	Grey	LSZH	Yes
 N11A.U1F050OK	LANmark-6A Ultim Patch Cord Cat 6A Screened LSZH 5m Orange	5	Orange	LSZH	Yes
 N11A.S1F200OK	LANmark-6A Ultim Solid Cord Cat 6A Screened LSZH 20m Orange	20	Orange	LSZH	Yes
 N11A.S1F300OK	LANmark-6A Ultim Solid Cord Cat 6A Screened LSZH 30m Orange	30	Orange	LSZH	Yes

 = Make to order,  = In stock

All drawings, designs, specifications, plans and particulars of weights, size and dimensions contained in the technical or commercial documentation of Nexans is indicative only and shall not be binding on Nexans or be treated as constituting a representation on the part of Nexans.

Version 1.11 Generated 10/01/20 www.nexans.co.uk Page 89 / 414

LANmark-6A Ultim UniBoot Patch Cords

Contact

LAN Systems (Nexans Cabling Solutions)
Phone: +44 (0)1256 486640
ncs.uk@nexans.com

ELECTRICAL PERFORMANCE LANMARK-6A 4 CONNECTOR CHANNEL PART 1

"All values are based on Worst Case 4 Connector Channel configurations according to ISO 11801. Minimal and maximum values represent guaranteed channel performance"

Freq in MHz	Attn in dB		NEXT in dB			PSNEXT in dB			ACR-F in dB	
	Max	Typ	Std	Min	Typ	Std	Min	Typ	Std	Typ
1	<4	4.0	65.0	67.0	85.0	62.0	64.0	74.8	63.3	69.9
4	4.1	4.1	63.0	65.0	72.9	60.5	62.5	65.0	51.2	57.9
10	6.4	6.3	56.6	58.6	65.0	54.0	56.0	58.5	43.3	49.9
16	8.1	8.0	53.2	55.2	60.9	50.6	52.6	55.1	39.2	45.9
20	9.1	9.0	51.6	53.6	59.0	49.0	51.0	53.5	37.2	43.9
31.25	11.4	11.2	48.4	50.4	55.1	45.7	47.7	50.2	33.4	40.0
62.5	16.3	15.9	43.4	45.4	49.1	40.6	42.6	45.1	27.3	34.0
100	20.8	20.2	39.9	41.9	45.0	37.1	39.1	41.6	23.3	29.9
155	26.2	25.4	36.7	38.7	41.2	33.8	35.8	38.3	19.5	26.1
200	30.0	28.9	34.8	36.8	39.0	31.9	33.9	36.4	17.2	23.9
250	33.8	32.5	33.1	35.1	37.0	30.2	32.2	34.7	15.3	22.0
300	37.3	35.7	31.7	33.7	35.4	28.8	30.8	33.3	13.7	20.4
500	49.3	46.7	27.9	29.9	31.0	24.8	26.8	24.9	9.3	16.0

*Standard values based on ISO 11801 Class EA

LANmark-6A Ultim UniBoot Patch Cords

Contact

LAN Systems (Nexans Cabling Solutions)
Phone: +44 (0)1256 486640
nxs.uk@nexans.com

ELECTRICAL PERFORMANCE LANMARK-6A 4 CONNECTOR CHANNEL PART 2

All values are based on Worst Case 4 Connector Channel configurations according to ISO 11801. Minimal and maximum values represent guaranteed channel performance

Freq in MHz	PS ACR-F		PS ANEXT			PS AACR-F			RL		
	in dB		in dB			in dB			in dB		
	Std	Typ	Std	Min	Typ	Std	Min	Typ	Std	Min	Typ
1	60.3	66.9	80.0	90.0	92.0	77.0	92.0	94.0	19.0	21.0	21.0
4	48.2	54.9	74.0	89.0	91.0	65.0	80.0	82.0	19.0	21.0	32.0
10	40.3	46.9	70.0	85.0	87.0	57.0	72.0	74.0	19.0	21.0	28.0
16	36.2	42.9	68.0	83.0	85.0	52.9	67.9	69.9	18.0	20.0	26.0
20	34.2	40.9	67.0	82.0	84.0	51.0	66.0	68.0	17.5	19.5	25.0
31.25	30.4	37.0	65.1	80.1	82.1	47.1	62.1	64.1	16.5	18.5	23.1
62.5	24.3	31.0	62.0	77.0	79.0	41.1	56.1	58.1	14.0	16.0	20.0
100	20.3	26.9	60.0	75.0	77.0	37.0	52.0	54.0	12.0	14.0	18.0
155	16.5	23.1	57.1	72.1	74.1	33.2	48.2	50.2	10.1	12.1	16.1
200	14.2	20.9	55.5	70.5	72.5	31.0	46.0	48.0	9.0	11.0	15.0
250	12.3	19.0	54.0	69.0	71.0	29.0	44.0	46.0	8.0	10.0	14.0
300	10.7	17.4	52.8	67.8	69.8	27.5	42.5	44.5	7.2	9.2	13.2
500	6.3	13.0	49.5	64.5	66.5	23.0	38.0	40.0	6.0	8.0	11.0

*Standard values based on ISO 11801 Class EA

Category 7 / 7A


Contact

LAN Systems (Nexans Cabling Solutions)
Phone: +44 (0)1256 486640
ncs.uk@nexans.com

LANmark-7A is the highest performance standards compliant, copper solution available in the market. This Category 7A / Class FA solution provides backwards compatible performance beyond 1000MHz and features the revolutionary GG45 connector.

Recommended uses:

- Very long lifetime needs (>15years)
- Composite analogue & high speed digital data
- Multiple service applications (voice, data, video using different pairs in the same cable)
- Very high electromagnetic noise environments
- Installations where the replacement cost is very high (e.g. ships etc)



LANmark-7 Cable

Contact

LAN Systems (Nexans Cabling Solutions)
Phone: +44 (0)1256 486640
ncs.uk@nexans.com

- Exceeds Category 7 using 4 individually screened pairs
- Optimised for use with LANmark-7A GG45 connector
- Small outer diameter
- Easy to install due to a tight foil construction

DESCRIPTION

Description

LANmark-7 cable has an S/FTP construction with individual pair foils and an overall braid offering superior performance in terms of ACR. It is fully compliant with the Category 7 standards and when installed together with the GG45 LANmark-7A connector, the system is guaranteed to exceed all channel requirements in all configuration scenarios (up to 4-connector channels).

Application

LANmark-7 will support all current and planned data applications developed for cabling up to Class F.

- All Ethernet applications including
- 1000Base-T
- 1000Base-TX
- 10GBase-T
- CATV up to 862MHz
- Any future Class F application

Installation

Ease of Installation is one of the unique features of LANmark-7 cable. Extra attention has been paid to ensure screen coverage is maintained both during and after installation. The cable has been designed specifically to offer both optimum performance and ease of termination when used in conjunction with the LANmark-7A GG45 connector.

To support the correct set-up of hand held analysers for installation testing, the actual cable NVP value is given in the cable's print legend.



LANmark-7

STANDARDS

International EN 50173;
EN 50288-4-1; ISO/IEC 11801;
ISO/IEC 61156-5

PRODUCT LIST

Nexans ref.	Name	Type of cable	Category
 N100.365-OB New	LANmark-7 S/FTP AWG23 Cat 7 LSZH B2ca s1a d1 a1 Orange 1000m reel	S/FTP	Cat. 7
 N100.365-OC New	LANmark-7 S/FTP AWG23 Cat 7 LSZH Cca s1a d1 a1 Orange 1000m reel	S/FTP	Cat. 7
 N100.365-OD	LANmark-7 S/FTP AWG23 Cat 7 LSZH Dca s2 d1 a1 Orange 1000m reel	S/FTP	Cat. 7
 N100.366-OD	LANmark-7 S/FTP AWG23 Cat 7 LSZH Dca s2 d1 a1 Orange 500m reel	S/FTP	Cat. 7
 N100.367-OD	LANmark-7 S/FTP Dual AWG23 Cat 7 LSZH Dca s2 d1 a1 Orange 500m reel	S/FTP Shotgun	Cat. 7

 = Make to order,  = In stock

ELECTRICAL PERFORMANCE LANMARK-7 600 S/FTP CABLE

Electrical Performance LANmark-7 600 S/FTP Cable

Frequency (MHz)	Attenuation (dB/100m)		NEXT (in dB)		ACR (in dB)		PS-NEXT (in dB)		ACR-F (in dB)		PS-ACR-F (in dB)		Return Loss (in dB)	
	Max.	Typ.	Min.	Typ.	Min.	Typ.	Min.	Typ.	Min.	Typ.	Min.	Typ.	Min.	Typ.
	1.00	4.0	1.8	75.0	100.0	71.0	98.2	72.0	98.0	75.0	98.0	75.0	96.0	20.0
4.00	4.0	3.5	75.0	100.0	71.0	96.5	72.0	98.0	75.0	98.0	75.0	96.0	23.0	26.0
10.00	5.9	5.5	75.0	100.0	69.1	94.5	72.0	98.0	75.0	98.0	72.3	96.0	25.0	28.0
16.00	7.4	6.8	75.0	100.0	67.6	93.2	72.0	98.0	71.2	96.0	68.2	94.0	25.0	28.0
20.00	8.3	7.7	75.0	100.0	66.7	92.3	72.0	98.0	69.3	94.0	66.3	92.0	25.0	28.0
31.25	10.4	9.6	75.0	100.0	64.6	90.4	72.0	98.0	65.4	90.0	62.4	88.0	23.6	26.0
62.50	14.9	14.0	75.0	100.0	60.1	86.0	72.0	98.0	59.4	84.0	56.4	82.0	21.5	25.0
100.00	19.0	17.7	72.4	100.0	53.4	82.3	69.4	98.0	55.3	75.0	52.3	73.0	20.1	24.0
155.00	24.0	22.8	69.5	96.0	45.6	73.2	66.5	93.0	51.5	70.0	48.5	68.0	18.8	23.0
250.00	31.0	29.0	66.4	94.0	35.5	65.0	63.4	91.0	47.3	66.0	44.3	64.0	17.3	22.0
300.00	34.2	32.1	65.2	92.0	31.1	59.9	62.2	88.0	45.8	54.0	42.8	52.0	17.3	20.0
600.00	50.1	45.5	60.7	90.0	10.6	44.5	57.7	86.0	39.7	54.0	36.7	52.0	17.3	20.0

all values are specified at 20°C

GG45 8C PCB jack

Contact

LAN Systems (Nexans Cabling Solutions)
Phone: +44 (0)1256 486640
nxs.uk@nexans.com

LANmark-7 GG45

- Right angled Cat 7A PCB jack up to 1500 MHz
- to be used in active equipment or patch panels
- UL94-V0 plastic components
- RoHS compliant
- Wave solder compatible.

DESCRIPTION

Please refer to the datasheet of N420.738 for more detailed information and performance tables.



LANmark-7

STANDARDS

International ISO/IEC 11801

GG45 8C PCB jack

Contact

LAN Systems (Nexans Cabling Solutions)
Phone: +44 (0)1256 486640
ncs.uk@nexans.com

CHARACTERISTICS

Construction characteristics

Colour	Black
Screen	Yes
Connector type	Female


Dimensional characteristics



Height	13.5 mm
Width	15.24 mm
Depth	21.84 mm

Usage characteristics

Component function	Connector
--------------------	-----------

PRODUCT LIST

Nexans ref.	Name	Category	Range
 N420.738 New	GG45 Right angle 8 contact jack for PCB mount	Cat. 7A	LANmark-7A

 = Make to order,  = In stock

LANmark-7 Splitter Cords

Contact

LAN Systems (Nexans Cabling Solutions)
Phone: +44 (0)1256 486640
ncs.uk@nexans.com

- Patch cords to allow application sharing with GG45
- Up to 4 applications simultaneously
- Compatible with ISO 11801
- Compatible with ISO 15018 draft

DESCRIPTION

Application

LANmark-7 Splitter cords allow to run multiple applications at the same time using only 1 GG45 permanent link.

LANmark-7 cable provides 4 individually shielded cable pairs. The GG45 Connector maintains the individual shields due to its internal metal cross and creates 4 completely shielded end to end communications channels, which can be used by different applications simultaneously. The LANmark-7 splitter cords allow to address each communication channel individually.

Many applications do not use all 4-pairs provided by the cable. Analogue telephony and CATV for example need only 1 pair, many data protocols like Ethernet and Fast Ethernet use 2 pairs.

Broadband Applications supported

LANmark-7 systems support CATV/CCTV applications and comply with the requirement for BCT in the ISO15018 Draft for Home Applications. Each of the 4 communication channels supports the CATV/CCTV applications up to 1000MHZ.

Up to the maximum of 4 pairs different combinations are supported:

- 4 services : eg. 4 x 1 pair applications such as voice, fax, CATV/CCTV
- 3 services: eg. 2 x 1 pair applications plus 1 x 2 application such as Ethernet or Fast Ethernet
- 2 services: eg. 2 x 2 pair applications
- 1 service: eg. 1 x 4 pair application such as Gigabit Ethernet

Description

The patch cords always have 1 GG45 Plug on the wall outlet side and multiple connectors on the user side. The GG45 Plugs terminates up to 3 cables, held together by a molded boot. On the user side the patch cords use standard RJ45 or RJ11 connectors.

Guarantees



LANmark-7

STANDARDS

International ISO/IEC 11801



Flame retardant
IEC 60332-1

All drawings, designs, specifications, plans and particulars of weights, size and dimensions contained in the technical or commercial documentation of Nexans is indicative only and shall not be binding on Nexans or be treated as constituting a representation on the part of Nexans.

Version V1.0 Generated 10/01/20 www.nexans.co.uk Page 97 / 414

LANmark-7 Splitter Cords

Contact

LAN Systems (Nexans Cabling Solutions)
Phone: +44 (0)1256 486640
ncs.uk@nexans.com

- Reliable connections with LANmark-7 GG45 and User Terminals
- up to 750 insertions
- Compatible with IEC 61076-3-110 and IEC 60603-7 series

Properties

- Grey Color



Flame retardant
IEC 60332-1

All drawings, designs, specifications, plans and particulars of weights, size and dimensions contained in the technical or commercial documentation of Nexans is indicative only and shall not be binding on Nexans or be treated as constituting a representation on the part of Nexans.

Version V1.0 Generated 10/01/20 www.nexans.co.uk Page 98 / 414

CHARACTERISTICS

Construction characteristics

Sheath colour	Light grey
Outer sheath	LSZH-FR









Electrical characteristics



Characteristic impedance	100 Ohm
--------------------------	---------

Usage characteristics

Range	LANmark-7
Flame retardant	IEC 60332-1
Mechanical durability/matings	750

PRODUCT LIST

Nexans ref.	Name	Length [m]
 N101.2B9CG New	Splitter Patch Cord GG45 - 1xEthernet RJ45 - 2xVoiceRJ11 Screened 1m LSZH Grey	1
 N101.2B9EG New	Splitter Patch Cord GG45 - 1xEthernet RJ45 - 2xVoiceRJ11 Screened 2m LSZH Grey	2
 N101.2B9FG New	Splitter Patch Cord GG45 - 1xEthernet RJ45 - 2xVoiceRJ11 Screened 3m LSZH Grey	3
 N101.2B9HG New	Splitter Patch Cord GG45 - 1xEthernet RJ45 - 2xVoiceRJ11 Screened 5m LSZH Grey	5
 N101.2A9CG New	Splitter Patch Cord GG45 - 2xEthernet RJ45 Screened 1m LSZH Grey	1
 N101.2A9EG New	Splitter Patch Cord GG45 - 2xEthernet RJ45 Screened 2m LSZH Grey	2
 N101.2A9FG New	Splitter Patch Cord GG45 - 2xEthernet RJ45 Screened 3m LSZH Grey	3
 N101.2A9HG New	Splitter Patch Cord GG45 - 2xEthernet RJ45 Screened 5m LSZH Grey	5

 = Make to order,  = In stock

LANmark-7A Cable

Contact

LAN Systems (Nexans Cabling Solutions)
Phone: +44 (0)1256 486640
ncs.uk@nexans.com

- High Quality Data Cables for simultaneous use with POE+ and POE++
- All Cable exceed Category 7A in terms of ACR and Frequency Range
- Superior Performance with positive ACR over the full frequency range
- Optimised for use with LANmark-7A GG45 connector
- Easy to install with GG45 connectivity through special foil construction

DESCRIPTION

Description

LANmark-7A are 4 pair S/FTP cables with individual pair foils and an overall braid offering upper frequencies of at least 1250MHz but up to 1600MHz. All cables are fully compliant with Category 7A standard and offer even large headroom above the Cat 7A requirement. Due to this excellent electrical performance and positive ACR all cables supports applications beyond 10GBASE-T, including 25GBASE-T.

Application

LANmark-7A is the highest performing standardised cabling solution in the enterprise market and will support all current data applications and all planned applications using cabling up to Class FA.

- All Ethernet applications including
- 10/100/1000Base-T
- 1000Base-TX
- 10GBase-T
- 25GBase-T up to 30m
- POE, POE+, POE++ (Draft)
- Cable sharing applications including CATV up to 862MHz
- Any future Class FA application

Installation

Ease of Installation is one of the main features of the LANmark-7A cable. Extra attention has been paid to ensure that the screen coverage is maintained and foils do not open during installation. The cable has been specially designed to be used in conjunction with the LANmark-7A GG45 12C connector.

To support the correct set-up of hand held analysers for installation testing, the actual cable NVP value is given in the cable's print legend.



LANmark-7A

STANDARDS

International EN 50173;
EN 50288-4-1; ISO/IEC 11801;
ISO/IEC 61156-5

ELECTRICAL PERFORMANCE LANMARK-7A CHANNEL 1250MHZ

All values are based on Worst Case 4 Connector Channel configurations according ISO11801 Class FA

Frequency (in MHz)	Attenuation (in dB/100m)		NEXT pp (in dB)		ACR-F (in dB)		RL (in dB)		Coupling Att. (in dB)		PSANEXT (in dB)		PSAFEXT (in dB)	
	Std Max	Typical	Std Min	Typical	Std Min	Typical	Std Min	Typical	Std Min	Typical	Std Min	Typical	Std Min	Typical
1	4.0	4.0	65.0	104.8	65.0	70.0	19.0	38.0	80.0	106.0	67.0	92.4	80.0	83.0
4	4.1	4.0	65.0	94.6	65.0	70.0	19.0	32.0	68.0	94.0	67.0	92.1	79.8	82.8
10	6.4	6.3	65.0	87.8	65.0	70.0	19.0	28.0	60.0	86.0	67.0	91.0	75.9	78.9
16	8.0	7.9	65.0	84.2	63.3	68.3	18.0	26.0	55.9	81.9	67.0	90.0	73.9	76.9
20	9.0	8.9	65.0	82.5	61.4	66.4	17.5	25.0	54.0	80.0	67.0	89.4	72.9	75.9
31.25	11.2	11.1	65.0	79.1	57.5	62.5	16.5	23.1	50.1	76.1	67.0	88.0	71.0	74.0
62.5	15.9	15.6	65.0	73.7	51.5	56.5	14.0	20.0	44.1	70.1	67.0	85.3	68.0	71.0
100	20.3	19.7	65.0	70.0	47.4	52.4	12.0	18.0	40.0	66.0	67.0	83.1	65.9	68.9
155	25.4	24.5	63.0	66.6	43.6	48.6	10.1	16.1	36.2	62.2	67.0	80.8	63.9	66.9
200	28.9	27.9	60.9	64.6	41.4	46.4	9.0	15.0	34.0	60.0	67.0	79.4	62.8	65.8
250	32.5	31.2	59.1	62.8	39.4	44.4	8.0	14.0	32.0	58.0	67.0	78.1	61.8	64.8
300	35.7	34.1	57.7	61.3	37.8	42.8	8.0	13.2	30.5	56.5	67.0	77.1	60.9	63.9
500	46.7	44.1	53.6	57.2	33.4	38.4	8.0	11.0	26.0	52.0	64.5	75.0	58.6	61.6
600	51.4	48.3	52.1	55.8	31.8	36.8	8.0	10.2	24.4	50.4	63.3	75.0	57.8	60.8
700	55.8	52.1	50.8	54.5	30.5	35.5	7.5	9.5	23.1	49.1	62.3	75.0	57.1	60.1
800	59.9	55.7	49.7	53.5	29.3	34.3	7.0	9.0	21.9	47.9	61.5	75.0	56.4	59.4
900	63.8	59.1	48.8	52.5	28.3	33.3	6.5	8.5	20.9	46.9	60.7	74.0	55.9	58.9
1000	67.6	62.3	47.9	51.6	27.4	32.4	6.0	8.0	20.0	46.0	60.0	73.0	55.4	58.4
1250				42.0		25.0		8.0		40.0		70.0		50.0

Standard Values according ISO11801 ClassFA

LANmark-7A GG45 Connector

Contact

LAN Systems (Nexans Cabling Solutions)
Phone: +44 (0)1256 486640
nxs.uk@nexans.com

LANmark-7A GG45

- RJ45-compatible Cat 7A/Cat 8 connector using Nexans unique GG45 interface
- Able to support applications which require up to 50 Gigabit Shannon capacity, including 25GBase-T and 40GBase-T
- Specified up to 2 GHz
- Cat7A / Class FA channel compliancy according to ISO11801 in combination with a CAT7A Cable
- Cat 8 / Class I / II channel compliancy according to ISO11801 in combination with a CAT 8 Cable
- Fully screened for Alien Crosstalk Immunity
- "2 in 1" Connector using 12 contacts to run 2 separate transmission modes
- Compatible with all Snap-In panels and outlets
- Supports 802.3at POE Plus applications (15 Watts per pair) and 802.3bt POE Plus

DESCRIPTION

LANmark GG45 is a screened RJ45-compatible cable jack specified up to 2000MHz. It is designed specifically to support the high frequencies required for applications beyond 10 Gigabit Ethernet.


- Combined with LANmark-7A Cable and Patch Cords, GG45 offers support for 25GBase-T.
- Combined with a 2GHz cable, GG45 offers support for 40GBase-T.

LANmark GG45 uses 12 contacts: 8 contacts for the 2000MHz transmission (GG-mode) and 4 additional contacts to ensure RJ45 compatibility (RJ Mode). Thanks to its 360° screening and a fully closed rear cover, the connector allows excellent coupling attenuation and ensures immunity from alien crosstalk and other external interference. The LANmark GG45 connector fits in all structural hardware designed for the Snap-In Connectors and can be used in all positions of a 4 connector twisted pair cabling channel (PP, CC, CP, TO).

Applications

- 10Base-T Ethernet
- 100Base-TX Fast Ethernet
- 1000Base-TX Gigabit Ethernet
- 10GBase-T 10 Gigabit Ethernet IEEE 802.3
- 25GBase-T 25 Gigabit Ethernet IEEE 802.3bq draft
- 40GBase-T 40 Gigabit Ethernet IEEE 802.3bq draft
- 155 Mbit ATM
- 1.2 Gbit ATM
- POE Plus IEEE802.3at
- POE Plus IEEE802.3bt draft
- CATV up to 862MHz
- all future Cat 6A and Class EA applications
- all future Cat 7 and Class F applications
- all future Cat 7A and Class FA applications
- all future Cat 8 and Class I / II applications

Performance



LANmark-7A

STANDARDS

International EN 50173-1;
IEC 60603-7-5;
IEEE 802.3af (PoE);
IEEE 802.3at (PoE+); ISO/
IEC 11801

All drawings, designs, specifications, plans and particulars of weights, size and dimensions contained in the technical or commercial documentation of Nexans is indicative only and shall not be binding on Nexans or be treated as constituting a representation on the part of Nexans.

Version V1.5 Generated 10/01/20 www.nexans.co.uk Page 102 / 414

The LANmark GG45 12C Snap-In Connector meets the stringent requirements of Cat 7A up to 1000MHz and Cat 8 up to 2000MHz. It utilises an inner metal cross to shield all 4 pairs from each other. This ensures that all internal and external crosstalk (NEXT/FEXT, Power Sum NEXT/FEXT and Alien Crosstalk) is drastically reduced and Signal to Noise Ratios are improved.

Installation

The LANmark-7A GG45 12C Snap-In Connector makes use of Nexans wire organiser and is therefore very easy and fast to terminate. Using the Nexans patented Easy Termination Tool for GG45 the termination of GG45 is fool-proof and very reliable. A stranded version is available to allow the use of flexible stranded cable in cross connects or consolidation points.

- Fast termination with exclusive wire organizer
- Colour code : T568A & T568B
- 360° EMC protection
- Accepts solid wire from 22 to 24 AWG
- Stranded version available for consolidation point
- Snap-In format fits in all Nexans structural hardware
- 2 possibilities to terminate the drain wire : on the housing or on the rear cover
- Can be turned into keystone format using additional adapter
- Passes all tests for POE Plus & POE Plus Plus Requirements (IEC 60512-99-001 Ed.1)

Guarantees



The LANmark GG45 12C Snap-In Connector is covered by the guarantee as described in "The General Terms and Conditions of Sales". When installed in combination with other LANmark-7A or LANmark-8 components, a 25 years channel warranty can be obtained, covering full Cat 7A/Class FA or Cat8/Class I/II compliance.



LANmark-7A GG45 Connector

Contact

LAN Systems (Nexans Cabling Solutions)
 Phone: +44 (0)1256 486640
 ncs.uk@nexans.com

PRODUCT LIST

Nexans ref.	Name	Height [mm]	Width [mm]	Depth [mm]
 N420.735	LANmark-7A GG45 12C Snap-In Connector Cat 7A 1000MHz Screened	19.5	17	41.4
 N420.736	LANmark-7A GG45 12C Snap-In Connector Cat 7A 1000MHz Screened for stranded wire	19.5	17	41.4

 = Make to order,  = In stock

LANMARK GG45

LANmark GG45

FREQ	IL		RL		NEXT		FEXT		TCL		TCTL		PSANEXT		PSAFEXT	
	in dB		in dB		in dB		in dB		in dB		in dB		in dB		in dB	
	Standard	Maximum	Standard	Minimum	Standard	Minimum	Standard	Minimum	Standard	Minimum	Standard	Minimum	Standard	Minimum	Standard	Minimum
1	0.02	0.02	30.0	30.0	75.0	75.0	75.0	72.0	50.0	50.0	50.0	50.0	75.0	84.0	75.0	84.0
4	0.04	0.04	30.0	30.0	75.0	75.0	75.0	72.0	50.0	50.0	50.0	50.0	75.0	84.0	75.0	84.0
10	0.06	0.06	30.0	30.0	75.0	75.0	75.0	72.0	48.0	50.0	48.0	50.0	75.0	84.0	75.0	84.0
16	0.08	0.08	30.0	30.0	75.0	75.0	75.0	72.0	43.9	49.9	43.9	50.0	75.0	84.0	75.0	84.0
20	0.09	0.09	30.0	30.0	75.0	75.0	75.0	72.0	42.0	48.0	42.0	50.0	75.0	84.0	75.0	84.0
31	0.11	0.11	30.0	30.0	75.0	75.0	73.5	72.0	38.2	44.2	38.2	48.2	73.5	84.0	73.5	84.0
63	0.16	0.16	30.0	30.0	75.0	75.0	67.3	72.0	32.0	38.0	32.0	42.0	67.3	84.0	67.3	84.0
100	0.20	0.20	28.0	32.0	75.0	75.0	63.3	72.0	28.0	34.0	28.0	38.0	63.3	84.0	63.3	84.0
150	0.25	0.25	24.2	28.2	72.5	72.5	59.5	69.5	24.2	30.2	24.2	34.2	59.5	84.0	59.5	84.0
200	0.28	0.28	22.0	26.0	70.3	70.3	57.3	67.3	22.0	28.0	22.0	32.0	57.3	84.0	57.3	82.8
300	0.35	0.35	18.5	22.5	66.8	66.8	53.8	63.8	18.5	24.5	18.5	28.5	53.8	84.0	53.8	79.3
400	0.40	0.40	16.0	20.0	64.3	64.3	51.3	61.3	16.0	22.0	16.0	26.0	51.3	83.5	51.3	76.8
600	0.49	0.49	12.4	16.4	60.7	60.7	47.7	57.7	12.4	18.4	12.4	22.4	47.7	79.9	47.7	73.2
1,000	0.63	0.63	10.0	12.0	51.9	51.9	43.3	48.9	8.0	14.0	8.0	18.0	43.3	75.5	43.3	68.8
1,200	0.95	0.79	12.0	12.0	21.8	36.0	21.5	33.0	12.4	12.4	16.4	16.4	73.9	73.9	66.4	67.2
1,500	1.16	1.02	12.0	12.0	17.9	34.0	19.6	31.0	10.5	10.5	14.5	14.5	72.0	72.0	64.5	65.3
1,600	1.23	1.10	12.0	12.0	16.8	34.0	19.0	31.0	9.9	9.9	13.9	13.9	71.4	71.4	63.9	64.7
1,800	1.36	1.25	12.0	12.0	14.8	34.0	18.0	31.0	8.9	8.9	12.9	12.9	70.4	70.4	62.9	63.7
2,000	1.50	1.39	12.0	12.0	12.9	34.0	17.1	31.0	8.0	8.0	12.0	12.0	69.5	69.5	62.0	62.8

LANmark-8 GG45

All drawings, designs, specifications, plans and particulars of weights, size and dimensions contained in the technical or commercial documentation of Nexans is indicative only and shall not be binding on Nexans or be treated as constituting a representation on the part of Nexans.

LANmark-7A Patch Cord

Contact

LAN Systems (Nexans Cabling Solutions)
Phone: +44 (0)1256 486640
nxs.uk@nexans.com

LANmark-7A GG45 Patchcords

- High bandwidth patch cord for 25 Gigabit applications and beyond
- Runs the GG45 '2in1' Connector in its high speed GG-Mode
- Use GG45 8 Contact Plugs according IEC61076-3-110
- Allow full 4-connector Class FA channels
- Compatible with High Density requirements in Data Centres

DESCRIPTION

Description

Nexans LANmark-7A patch cords with GG45 8C non-switched plugs enable a GG45 7A permanent link to be used in 1000 MHz mode. The protruding part on the plug activates the switch within the GG45 7A "2in1" jack and terminates the none used contacts of RJ45 to ground. Using the contacts in the extreme outer corners of the GG45 interface for transmission, excellent NEXT and Return Loss performances are achieved.

Nexans LANmark-7A patch cords maximise the full performance of the channel and will exceed the requirements of the ISO 4 connector model. This provides improved data throughput up to 1000 MHz and allows for the inclusion of additional patching or Consolidation Points for maximum system flexibility and all future data applications according ISO 11801.

- High Speed patch cords
- Individually screened pairs in cable and plug
- High Speed Plug with Look and Feel of a RJ45 plug (just using different contact positions)
- 2 x GG45 8C 4-pair or GG45 8C to RJ45 (Conversion Cords)
- Orange color, different colors available on request

Guarantees

- Reliable connections over the lifetime of the cabling system.
- Compatible with IEC 61076-3-110
- Compatible with Class F and Class FA standards (ISO 11801:2008)

Installation

- Self-latching, high reliability GG45 (IEC61076-3-110) screened connectors
- Sidebars on the plug avoid errors by using the patch cord for RJ45 jacks
- Low Smoke Halogen Free - Flame Retardant cable jacket
- 1, 2, 3 and 5m lengths on stock ,others lengths available on request
- 10m and 20m offered for consolidation points (cut to length)



LANmark-7A

STANDARDS

International ISO/IEC 11801

LANmark-7A Patch Cord

Contact

LAN Systems (Nexans Cabling Solutions)
Phone: +44 (0)1256 486640
ncs.uk@nexans.com








CHARACTERISTICS



Construction characteristics

Colour

Orange

PRODUCT LIST

Nexans ref.	Name
 N900.67A	CAT7A Measurement Cord GG45 8C LSZH Orange 2m
 N101.2DACO	LANmark-7A Conversion Cord Cat 7A GG45 4P/RJ45 4P LSZH-FR SCR 1 M ORANGE
 N101.2DAEO	LANmark-7A Conversion Cord Cat 7A GG45 4P/RJ45 4P LSZH-FR SCR 2 M ORANGE
 N101.2DAFO	LANmark-7A Conversion Cord Cat 7A GG45 4P/RJ45 4P LSZH-FR SCR 3 M ORANGE
 N101.2DAHO	LANmark-7A Conversion Cord Cat 7A GG45 4P/RJ45 4P LSZH-FR SCR 5 M ORANGE
 N101.23AOO	LANmark-7A Patch Cord Cat 7A 1GHz GG45 8C Screened LSZH Orange 10m
 N101.23ARO	LANmark-7A Patch Cord Cat 7A 1GHz GG45 8C Screened LSZH Orange 20m
 N101.23AEO	LANmark-7A Patch Cord Cat 7A 1GHz GG45 8C Screened LSZH Orange 2m
 N101.23AFO	LANmark-7A Patch Cord Cat 7A 1GHz GG45 8C Screened LSZH Orange 3m
 N101.23AHO	LANmark-7A Patch Cord Cat 7A 1GHz GG45 8C Screened LSZH Orange 5m

 = Make to order,  = In stock

All drawings, designs, specifications, plans and particulars of weights, size and dimensions contained in the technical or commercial documentation of Nexans is indicative only and shall not be binding on Nexans or be treated as constituting a representation on the part of Nexans.

Version V1.1 Generated 10/01/20 www.nexans.co.uk Page 106 / 414



ELECTRICAL PERFORMANCE LANMARK-7A CHANNEL 1250MHZ

All values are based on Worst Case 4 Connector Channel configurations according ISO11801 Class FA

Frequency (in MHz)	Attenuation (in dB/100m)		NEXT pp (in dB)		ACR-F (in dB)		RL (in dB)		Coupling Att. (in dB)		PSANEXT (in dB)		PSAFEXT (in dB)	
	Std Max	Typical	Std Min	Typical	Std Min	Typical	Std Min	Typical	Std Min	Typical	Std Min	Typical	Std Min	Typical
1	4.0	4.0	65.0	104.8	65.0	70.0	19.0	38.0	80.0	106.0	67.0	92.4	80.0	83.0
4	4.1	4.0	65.0	94.6	65.0	70.0	19.0	32.0	68.0	94.0	67.0	92.1	79.8	82.8
10	6.4	6.3	65.0	87.8	65.0	70.0	19.0	28.0	60.0	86.0	67.0	91.0	75.9	78.9
16	8.0	7.9	65.0	84.2	63.3	68.3	18.0	26.0	55.9	81.9	67.0	90.0	73.9	76.9
20	9.0	8.9	65.0	82.5	61.4	66.4	17.5	25.0	54.0	80.0	67.0	89.4	72.9	75.9
31.25	11.2	11.1	65.0	79.1	57.5	62.5	16.5	23.1	50.1	76.1	67.0	88.0	71.0	74.0
62.5	15.9	15.6	65.0	73.7	51.5	56.5	14.0	20.0	44.1	70.1	67.0	85.3	68.0	71.0
100	20.3	19.7	65.0	70.0	47.4	52.4	12.0	18.0	40.0	66.0	67.0	83.1	65.9	68.9
155	25.4	24.5	63.0	66.6	43.6	48.6	10.1	16.1	36.2	62.2	67.0	80.8	63.9	66.9
200	28.9	27.9	60.9	64.6	41.4	46.4	9.0	15.0	34.0	60.0	67.0	79.4	62.8	65.8
250	32.5	31.2	59.1	62.8	39.4	44.4	8.0	14.0	32.0	58.0	67.0	78.1	61.8	64.8
300	35.7	34.1	57.7	61.3	37.8	42.8	8.0	13.2	30.5	56.5	67.0	77.1	60.9	63.9
500	46.7	44.1	53.6	57.2	33.4	38.4	8.0	11.0	26.0	52.0	64.5	75.0	58.6	61.6
600	51.4	48.3	52.1	55.8	31.8	36.8	8.0	10.2	24.4	50.4	63.3	75.0	57.8	60.8
700	55.8	52.1	50.8	54.5	30.5	35.5	7.5	9.5	23.1	49.1	62.3	75.0	57.1	60.1
800	59.9	55.7	49.7	53.5	29.3	34.3	7.0	9.0	21.9	47.9	61.5	75.0	56.4	59.4
900	63.8	59.1	48.8	52.5	28.3	33.3	6.5	8.5	20.9	46.9	60.7	74.0	55.9	58.9
1000	67.6	62.3	47.9	51.6	27.4	32.4	6.0	8.0	20.0	46.0	60.0	73.0	55.4	58.4
1250				42.0		25.0		8.0		40.0		70.0		50.0

Standard Values according ISO11801 ClassFA

Category 8 is intended for data centre use and designed to support 40GBaseT Ethernet over distances of up to 30m.

Nexans solutions provide a cost effective migration path to support bandwidth demands as they evolve from 1G to 10G to 25G or 40G.

LANMARK-8 2-CONNECTOR CHANNEL ELECTRICAL PERFORMANCE

FREQ	IL		RL		NEXT		ACRF		TCL		Prop.Delay		PSANEXT		PSAACRF	
	in dB		in dB		in dB		in dB		in dB		in ns		in dB		in dB	
in MHz	Std Req.	Max	Std Req.	Min	Std Req.	Min	Std Req.	Min	Std Req.	Min	Std Req.	Min	Std Req.	Min	Std Req.	Min
1	3.0	0.7	19.0	19.0	65.0	65.0	65.0	65.0	30.0	55.0	0.176	0.176	75.0	110.0	75.0	106.0
4	3.0	1.3	19.0	19.0	63.9	65.0	59.9	65.0	30.0	44.8	0.171	0.154	75.0	104.0	75.0	94.0
10	3.0	2.0	19.0	19.2	57.4	65.0	52.0	65.0	30.0	38.0	0.169	0.152	75.0	100.0	75.0	86.0
16	3.0	2.6	18.0	18.1	54.0	65.0	47.9	65.0	29.5	34.5	0.168	0.151	75.0	98.0	75.0	81.9
20	3.0	2.9	17.5	17.6	52.4	65.0	45.9	65.0	27.9	32.9	0.168	0.151	75.0	97.0	75.0	80.0
31	3.6	3.6	16.5	16.6	49.2	65.0	42.1	63.3	24.6	29.6	0.167	0.151	75.0	95.1	71.2	76.2
63	5.1	5.1	16.0	16.0	44.0	65.0	36.0	57.1	19.4	24.4	0.167	0.150	75.0	92.0	65.0	70.0
100	6.5	6.4	16.0	16.0	40.6	65.0	32.0	53.1	16.0	21.0	0.166	0.150	75.0	90.0	61.0	66.0
155	8.1	8.0	15.3	15.3	37.3	63.0	28.2	49.3	12.8	17.8	0.166	0.150	75.0	87.1	57.2	62.2
200	9.3	9.2	14.3	14.3	35.4	60.9	25.9	47.1	10.9	15.9	0.166	0.150	75.0	85.5	55.0	60.0
300	11.5	11.3	12.7	12.7	32.3	57.7	22.4	43.6	7.9	12.9	0.166	0.150	75.0	82.8	51.5	56.5
400	13.3	13.1	11.6	11.6	30.1	55.4	19.9	41.1	5.8	10.8	0.166	0.149	75.0	81.0	49.0	54.0
600	16.5	16.2	10.0	10.0	26.2	52.1	16.4	37.5	3.0	7.8	0.166	0.149	73.3	78.3	45.4	50.4
1,000	22.0	21.3	8.0	8.0	19.6	48.1	12.0	33.1	3.0	5.0	0.166	0.149	70.0	75.0	41.0	46.0
1,200	24.4	23.6	8.0	8.0	17.0	34.0	10.4	27.9	3.0	5.0	0.166	0.149	68.8	73.8	39.4	44.4
1,500	27.7	26.7	8.0	8.0	13.9	32.0	8.4	20.6	3.0	5.0	0.165	0.149	67.4	72.4	37.5	42.5
1,600	28.7	27.7	8.0	8.0	12.9	31.5	7.9	18.4	3.0	5.0	0.165	0.149	66.9	71.9	36.9	41.9
1,800	30.7	29.6	8.0	8.0	11.2	30.5	6.9	16.4	3.0	5.0	0.165	0.149	66.2	71.2	35.9	40.9
2,000	32.7	31.4	8.0	8.0	9.6	29.6	5.9	14.7	3.0	5.0	0.165	0.149	65.5	70.5	35.0	40.0

LANmark-8 Patch Panels

Contact

LAN Systems (Nexans Cabling Solutions)
Phone: +44 (0)1256 486640
nxs.uk@nexans.com

DESCRIPTION



All drawings, designs, specifications, plans and particulars of weights, size and dimensions contained in the technical or commercial documentation of Nexans is indicative only and shall not be binding on Nexans or be treated as constituting a representation on the part of Nexans.

Version null Generated 10/01/20 www.nexans.co.uk Page 109 / 414

LANmark-8 Patch Panels

Contact

LAN Systems (Nexans Cabling Solutions)
Phone: +44 (0)1256 486640
ncs.uk@nexans.com

CHARACTERISTICS



Dimensional characteristics

Heightunit

1 U

PRODUCT LIST

Nexans ref.	Name
 N521.667BK	LANmark-8 GG45 Staggered Patch Panel 24 Port Black

 = Make to order,  = In stock

LAN Cabling Systems

LANmark-8 GG45 Staggered Patch Panel 24 Port Black

Contact

LAN Systems (Nexans Cabling Solutions)
Phone: +44 (0)1256 486640
ncs.uk@nexans.com

Nexans ref.: [N521.667BK](#)

- Compatible with all LANmark-8 Snap-In connectors
- 24 numbered Snap-In ports
- Staggered port layout for enhanced ANEXT performance
- Black painted
- Exclusive Auto-Connect Earthing system
- Universal design supporting Unscreened and Screened connectors
- Tie Wrap features for cable strain relief

DESCRIPTION

Nexans GG45 Snap-In staggered patch panels are designed to accommodate any of the Snap-In connectors in the LANmark-8 product family.

The Snap-In panels feature a dual skin construction to secure the connector in the panel and to provide a simple means of bonding shielded connectors to facilitate installation. Connection of the panel to the cabinet is achieved with a unique Auto-Connect feature removing the need for individual bonding conductors.

The panels also have a series of complementary cable management products such as blank panels and patch cord guides.

The patch panels are designed for standard 19" enclosures, are 1U high, and support the following common features:

- 24 numbered ports
- Staggered port layout for enhanced ANEXT performance
- Designed for Screened GG45 connectors
- Exclusive rear cable management facilities
- Robust construction
- Printed numbering for port labelling

This panel has "T" slots to facilitate strain relief of cables using cable ties for the protection of connector terminations from pulling forces.

A bag of 25 black nylon cable ties and 24 connector clips are included with every panel.



STANDARDS

International EN 50173-5;ISO/
IEC 11801

LAN Cabling Systems

LANmark-8 GG45 Staggered Patch Panel 24 Port Black

Contact

LAN Systems (Nexans Cabling Solutions)

Phone: +44 (0)1256 486640

ncs.uk@nexans.com

CHARACTERISTICS

Construction characteristics

Colour	Black
--------	-------

Dimensional characteristics

Approximate weight per set	0.9 kg
----------------------------	--------

Heightunit	1 U
------------	-----

Width	19 in
-------	-------

All drawings, designs, specifications, plans and particulars of weights, size and dimensions contained in the technical or commercial documentation of Nexans is indicative only and shall not be binding on Nexans or be treated as constituting a representation on the part of Nexans.

Version null Generated 10/01/20 www.nexans.co.uk Page 112 / 414



- High Quality Data Cables for Datacentres
- S/FTP Design with dual shielding for optimal protection against EMI and Exogenous Noise (Alien Crosstalk)
- Cable exceed Category 8
- Superior Performance with positive ACR over the full frequency range up to 80m
- Optimised for use with LANmark GG45 connector

DESCRIPTION

Description

LANmark-8 S/FTP are 4 pair cable with individual pair foils and an overall braid offering superior performance up to 2000 MHz. The cables are fully compliant with the new Category 8 standards for Datacentres and remain to be Cat7A compliant for Enterprise use. Due to their excellent electrical performance and very low Noise levels the cables support applications like 10GBASE-T over 100m and 25/40GBASE-T over 30m and beyond.

Application

Cat7A/Cat 8 are the highest performing standardised cable specifications for Enterprise market and Datacentre market and will support all current data applications and all planned applications using cabling up to Class FA or Class I/II.

- All Ethernet applications including
- 10/100/1000Base-T
- 1000Base-TX
- 10GBase-T
- 25GBase-T and 40GBase-T (according to 802.3bq Draft 2.4)
- POE, POE+, POE++ (Draft)
- Cable sharing applications including CATV up to 862MHz
- Any future Class FA, Class I and Class II application

Installation

Improved Screening against outside noise sources and ease of installation are the main features of LANmark-8 cables. Extra attention has been paid to ensure that the screen coverage is maintained and foils do not open during installation. The cables have been specially designed to be used in conjunction with the LANmark GG45 12C connector.

To support the correct set-up of hand held analysers for installation testing, the actual cable NVP value is given in the cable's print legend.



LANmark-8

STANDARDS

International EN 50173;
EN 50288-4-1; ISO/IEC 11801;
ISO/IEC 61156-5

LANMARK-8 S/FTP CABLES ELECTRICAL PERFORMANCE

FREQ in MHz	IL in dB/100m		RL in dB		NEXT in dB		ACRF in dB		TCL in dB		Prop.Delay in ns/100m		PSANEXT in dB		PSAACRF in dB	
	Std. Req.	Max	Std. Req.	Min	Std. Req.	Min	Std. Req.	Min	Std. Req.	Min	Std. Req.	Min	Std. Req.	Min	Std. Req.	Min
1	2.1	2.1	20.0	20.0	75.0	75.0	75.0	75.0	50.0	45.0	570	483	80.0	80.0	80.0	80.0
4	3.7	3.7	23.0	23.0	75.0	75.0	75.0	75.0	41.0	39.0	552	468	80.0	80.0	80.0	80.0
10	5.8	5.8	25.0	25.0	75.0	75.0	75.0	75.0	35.0	35.0	545	470	80.0	80.0	80.0	80.0
16	7.3	7.3	25.0	25.0	75.0	75.0	75.0	75.0	31.9	33.0	543	468	80.0	80.0	78.1	80.0
20	8.2	8.2	25.0	25.0	75.0	75.0	74.3	75.0	30.5	32.0	542	467	80.0	80.0	76.2	80.0
30	10.1	10.0	25.0	25.0	75.0	75.0	70.8	75.0	27.8	30.2	541	466	80.0	80.0	72.7	80.0
62	14.6	14.4	23.6	23.6	75.0	75.0	64.4	74.4	23.1	27.0	539	464	80.0	80.0	66.3	76.3
100	18.5	18.3	22.2	22.2	75.0	75.0	60.3	70.3	20.0	25.0	538	463	80.0	80.0	62.2	72.2
200	26.5	26.1	20.1	20.1	70.9	73.9	54.3	64.3	15.5	22.0	537	462	80.0	80.0	56.2	66.2
300	32.7	32.1	18.9	18.9	68.2	71.2	50.8	60.8	12.8	20.2	536	462	80.0	80.0	52.7	62.7
400	38.0	37.2	18.0	18.0	66.4	69.4	48.3	58.3	11.0	19.0	536	462	78.5	80.0	50.2	60.2
600	47.1	45.9	16.8	16.8	63.7	66.7	44.7	54.7	8.3	17.2	535	461	75.8	80.0	46.6	56.6
1000	61.9	59.9	15.2	15.2	60.4	63.4	40.3	50.3	7.0	15.0	535	461	72.5	80.0	42.2	52.2
1200	68.4	66.0	14.7	14.7	59.2	62.2	38.7	48.7	7.0	14.2	535	461	71.3	80.0	40.6	50.6
1500	77.2	74.2	14.0	14.0	57.8	60.8	36.8	46.8	7.0	13.2	535	461	69.9	79.9	38.7	48.7
1600	80.0	76.8	13.8	13.8	57.3	60.3	36.2	46.2	7.0	13.0	535	461	69.4	79.4	38.1	48.1
1800	85.4	81.8	13.4	13.4	56.6	59.6	35.2	45.2	7.0	12.4	535	461	68.7	78.7	37.1	47.1
2000	90.5	86.5	13.1	13.1	55.9	58.9	34.3	44.3	7.0	12.0	535	461	68.0	78.0	36.2	46.2

Standard Values according to IEC61156-9 Draft

LANmark-8 Connectors

Contact

LAN Systems (Nexans Cabling Solutions)
Phone: +44 (0)1256 486640
ncs.uk@nexans.com

LANmark-8 GG45

- RJ45-compatible Cat 7A/Cat 8 connector using Nexans unique GG45 interface
- Able to support applications beyond 10G, including 25GBase-T and 40GBase-T
- Specified up to 2 GHz
- Cat7A / Class FA channel compliancy according to ISO11801 in combination with a CAT7A Cable
- Cat 8 / Class I / II channel compliancy according to ISO11801 in combination with a CAT 8 Cable
- Fully screened for low Alien Crosstalk
- "2 in 1" Connector using 12 contacts to run 2 separate transmission modes
- Compatible with all Snap-In panels and outlets
- Supports 802.3at POE Plus applications (15 Watts per pair) and 802.3bt POE Plus Plus

DESCRIPTION

LANmark GG45 is a screened RJ45-compatible cable jack specified up to 2000MHz. It is designed specifically to support the high frequencies required for applications beyond 10 Gigabit Ethernet.

- Combined with LANmark-7A Cable and Patch Cords, GG45 offers support for 25GBase-T.
- Combined with a LANmark-8 2GHz cable, GG45 offers support for 40GBase-T.

LANmark GG45 uses 12 contacts: 8 contacts for the 2000MHz transmission (GG-mode) and 4 additional contacts to ensure RJ45 compatibility (RJ Mode). Thanks to its 360° screening and a fully closed rear cover, the connector allows excellent coupling attenuation and ensures immunity from alien crosstalk and other external interference. The LANmark GG45 connector fits in all structural hardware designed for the Snap-In Connectors and can be used in all positions of a 4 connector twisted pair cabling channel (PP, CC, CP, TO).

Applications

- 10Base-T Ethernet
- 100Base-TX Fast Ethernet
- 1000Base-TX Gigabit Ethernet
- 10GBase-T 10 Gigabit Ethernet IEEE 802.3
- 25GBase-T 25 Gigabit Ethernet IEEE 802.3bq draft
- 40GBase-T 40 Gigabit Ethernet IEEE 802.3bq draft
- 155 Mbit ATM
- 1.2 Gbit ATM
- POE Plus IEEE802.3at
- POE Plus IEEE802.3bt draft
- CATV up to 862MHz
- all future Cat 6A and Class EA applications
- all future Cat 7 and Class F applications
- all future Cat 7A and Class FA applications
- all future Cat 8 and Class I / II applications

Performance



LANmark-8

STANDARDS

International EN 50173-1;
IEC 60603-7-5;
IEEE 802.3af (PoE);
IEEE 802.3bt (PoE++);
IEEE 802.3at (PoE+); ISO/
IEC 11801

All drawings, designs, specifications, plans and particulars of weights, size and dimensions contained in the technical or commercial documentation of Nexans is indicative only and shall not be binding on Nexans or be treated as constituting a representation on the part of Nexans.

Version v1 Generated 10/01/20 www.nexans.co.uk Page 115 / 414



The LANmark GG45 12C Snap-In Connector meets the stringent requirements of Cat 7A up to 1000MHz and Cat 8 up to 2000MHz. It utilises an inner metal cross to shield all 4 pairs from each other. This ensures that all internal and external crosstalk (NEXT/FEXT, Power Sum NEXT/FEXT and Alien Crosstalk) is drastically reduced and Signal to Noise Ratios are improved.

Installation



The LANmark GG45 12C Snap-In Connector makes use of Nexans wire organiser and is therefore very easy and fast to terminate. Using the Nexans patented Easy Termination Tool for GG45 the termination of GG45 is fool-proof and very reliable. A stranded version is available to allow the use of flexible stranded cable in cross connects or consolidation points.



- Fast termination with exclusive wire organizer
- Colour code : T568A & T568B
- 360° EMC protection
- Accepts solid wire from 22 to 24 AWG
- Stranded version available for consolidation point
- Snap-In format fits in all Nexans structural hardware
- 2 possibilities to terminate the braid: on the housing or on the rear cover
- Can be turned into keystone format using additional adapter
- Passes all tests for POE+ & POE++ Requirements (IEC 60512-99-001 Ed.1)

Guarantees

The LANmark GG45 12C Snap-In Connector is covered by the guarantee as described in "The General Terms and Conditions of Sales". When installed in combination with other LANmark-7A or LANmark-8 components, a 25 years channel warranty can be obtained, covering full Cat 7A/Class FA or Cat8/Class I/II compliance.

PRODUCT LIST

Nexans ref.	Name	Height [mm]	Width [mm]	Depth [mm]
 N420.735 New	LANmark GG45 12C Snap-In Connector Cat.7A/8 2000MHz Screened	19.5	17	41.4
 N420.736 New	LANmark GG45 12C Snap-In Connector Cat.7A/8 Screened Stranded Wire	19.5	17	41.4

 = Make to order,  = In stock

LANMARK-8 GG45 ELECTRICAL PERFORMANCE

FREQ in MHz	IL in dB		RL in dB		NEXT in dB		FEXT in dB		TCL in dB		PSANEXT in dB		PSAFEXT in dB	
	Std Req.	Max	Std Req.	Min	Std Req.	Min	Std Req.	Min	Std Req.	Min	Std Req.	Min	Std Req.	Min
1	0.02	0.02	30.0	30.0	75.0	75.0	75.0	72.0	50.0	50.0	75.0	84.0	75.0	84.0
4	0.04	0.04	30.0	30.0	75.0	75.0	75.0	72.0	50.0	50.0	75.0	84.0	75.0	84.0
10	0.06	0.06	30.0	30.0	75.0	75.0	75.0	72.0	48.0	50.0	75.0	84.0	75.0	84.0
16	0.08	0.08	30.0	30.0	75.0	75.0	75.0	72.0	43.9	49.9	75.0	84.0	75.0	84.0
20	0.09	0.09	30.0	30.0	75.0	75.0	75.0	72.0	42.0	48.0	75.0	84.0	75.0	84.0
31	0.11	0.11	30.0	30.0	75.0	75.0	73.5	72.0	38.2	44.2	73.5	84.0	73.5	84.0
63	0.16	0.16	30.0	30.0	75.0	75.0	67.3	72.0	32.0	38.0	67.3	84.0	67.3	84.0
100	0.20	0.20	28.0	32.0	75.0	75.0	63.3	72.0	28.0	34.0	63.3	84.0	63.3	84.0
155	0.25	0.25	24.2	28.2	72.5	72.5	59.5	69.5	24.2	30.2	59.5	84.0	59.5	84.0
200	0.28	0.28	22.0	26.0	70.3	70.3	57.3	67.3	22.0	28.0	57.3	84.0	57.3	82.8
300	0.35	0.35	18.5	22.5	66.8	66.8	53.8	63.8	18.5	24.5	53.8	84.0	53.8	79.3
400	0.40	0.40	16.0	20.0	64.3	64.3	51.3	61.3	16.0	22.0	51.3	83.5	51.3	76.8
600	0.49	0.49	12.4	16.4	60.7	60.7	47.7	57.7	12.4	18.4	47.7	79.9	47.7	73.2
1,000	0.63	0.63	10.0	12.0	51.9	51.9	43.3	48.9	8.0	14.0	43.3	75.5	43.3	68.8
1,200	0.95	0.79	12.0	12.0	21.8	36.0	21.5	33.0	12.4	12.4	73.9	73.9	66.4	67.2
1,500	1.16	1.02	12.0	12.0	17.9	34.0	19.6	31.0	10.5	10.5	72.0	72.0	64.5	65.3
1,600	1.23	1.10	12.0	12.0	16.8	34.0	19.0	31.0	9.9	9.9	71.4	71.4	63.9	64.7
1,800	1.36	1.25	12.0	12.0	14.8	34.0	18.0	31.0	8.9	8.9	70.4	70.4	62.9	63.7
2,000	1.50	1.39	12.0	12.0	12.9	34.0	17.1	31.0	8.0	8.0	69.5	69.5	62.0	62.8

LANmark-8 GG45 Patch Cords

Contact

LAN Systems (Nexans Cabling Solutions)
Phone: +44 (0)1256 486640
nxs.uk@nexans.com

LANmark-8 GG45 Patchcords

- High bandwidth patch cord for 40 Gigabit applications and beyond
- Runs the GG45 '2in1' Connector in its high speed GG-Mode
- Use GG45 8 Contact Plugs up to 2 GHz according IEC61076-3-110
- Allow 2-connector Class II channels or 4-connector Class FA channels
- Compatible with High Density requirements in Data Centres

DESCRIPTION

Nexans LANmark-8 patch cords with GG45 8C non-switched plugs enable a GG45 permanent link to be used in 2000 MHz mode. The protruding part on the plug activates the switch within the GG45 "2in1" jack and terminates the none used contacts of RJ45 to ground. Using the contacts in the extreme outer corners of the GG45 interface for transmission, excellent NEXT and Return Loss performances are achieved.

Nexans LANmark-8 patch cords maximise the electrical performance of the channel so that minimum requirements of Cat 8 are exceeded by far. This provides reliable data throughput, ease of installation and allows the inclusion of additional patching or consolidation points for maximum system flexibility. Furthermore all future data applications according ISO 11801 Class FA, Class I and Class II can be supported.

- High Speed 2GHz patch cords
- High Speed 2 GHz Plug with Look and Feel of a RJ45 plug (just using different contact positions)
- Individually screened pairs in SFTP patch cable and plug with inner metal cross
- Both sides use GG45 8C 4-pair Plugs
- Orange color, different colors available on request

Guarantees

- Reliable connections over the lifetime of the cabling system.
- Compatible with IEC 61076-3-110 up to 2GHz
- Compatible with Class F, Class FA, Class II standards (ISO 11801 3rd edition (draft))

Installation

- Self-latching, high reliability GG45 (IEC61076-3-110) screened connectors
- Sidebars on the plug avoid errors by using the patch cord for RJ45 jacks
- Low Smoke Halogen Free - Flame Retardant cable jacket



LANmark-8

STANDARDS

International ISO/IEC 11801



LANmark-8 GG45 Patch Cords

Contact

LAN Systems (Nexans Cabling Solutions)
Phone: +44 (0)1256 486640
ncs.uk@nexans.com

PRODUCT LIST

Nexans ref.	Name	Colour
 N900.680 New	CAT8 Measurement Cord GG45 8C LSZH Blue 2m	Blue
 N101.238O125 New	LANmark-8 Patch Cord Cat.8 2GHz GG45 8C Screened LSZH Orange 1.25m	Orange
 N101.238O150 New	LANmark-8 Patch Cord Cat.8 2GHz GG45 8C Screened LSZH Orange 1.5m	Orange
 N101.238O175 New	LANmark-8 Patch Cord Cat.8 2GHz GG45 8C Screened LSZH Orange 1.75m	Orange
 N101.238O100 New	LANmark-8 Patch Cord Cat.8 2GHz GG45 8C Screened LSZH Orange 1m	Orange
 N101.238O225 New	LANmark-8 Patch Cord Cat.8 2GHz GG45 8C Screened LSZH Orange 2.25m	Orange
 N101.238O250 New	LANmark-8 Patch Cord Cat.8 2GHz GG45 8C Screened LSZH Orange 2.5m	Orange
 N101.238O275 New	LANmark-8 Patch Cord Cat.8 2GHz GG45 8C Screened LSZH Orange 2.75m	Orange
 N101.238O200 New	LANmark-8 Patch Cord Cat.8 2GHz GG45 8C Screened LSZH Orange 2m	Orange
 N101.238O300 New	LANmark-8 Patch Cord Cat.8 2GHz GG45 8C Screened LSZH Orange 3m	Orange

 = Make to order,  = In stock

All drawings, designs, specifications, plans and particulars of weights, size and dimensions contained in the technical or commercial documentation of Nexans is indicative only and shall not be binding on Nexans or be treated as constituting a representation on the part of Nexans.

Version v1 Generated 10/01/20 www.nexans.co.uk Page 119 / 414



LANMARK-8 2-CONNECTOR CHANNEL ELECTRICAL PERFORMANCE

FREQ	IL		RL		NEXT		ACRF		TCL		Prop.Delay		PSANEXT		PSAACRF	
	in dB		in dB		in dB		in dB		in dB		in ns		in dB		in dB	
in MHz	Std Req.	Max	Std Req.	Min	Std Req.	Min	Std Req.	Min	Std Req.	Min	Std Req.	Min	Std Req.	Min	Std Req.	Min
1	3.0	0.7	19.0	19.0	65.0	65.0	65.0	65.0	30.0	55.0	0.176	0.176	75.0	110.0	75.0	106.0
4	3.0	1.3	19.0	19.0	63.9	65.0	59.9	65.0	30.0	44.8	0.171	0.154	75.0	104.0	75.0	94.0
10	3.0	2.0	19.0	19.2	57.4	65.0	52.0	65.0	30.0	38.0	0.169	0.152	75.0	100.0	75.0	86.0
16	3.0	2.6	18.0	18.1	54.0	65.0	47.9	65.0	29.5	34.5	0.168	0.151	75.0	98.0	75.0	81.9
20	3.0	2.9	17.5	17.6	52.4	65.0	45.9	65.0	27.9	32.9	0.168	0.151	75.0	97.0	75.0	80.0
31	3.6	3.6	16.5	16.6	49.2	65.0	42.1	63.3	24.6	29.6	0.167	0.151	75.0	95.1	71.2	76.2
63	5.1	5.1	16.0	16.0	44.0	65.0	36.0	57.1	19.4	24.4	0.167	0.150	75.0	92.0	65.0	70.0
100	6.5	6.4	16.0	16.0	40.6	65.0	32.0	53.1	16.0	21.0	0.166	0.150	75.0	90.0	61.0	66.0
155	8.1	8.0	15.3	15.3	37.3	63.0	28.2	49.3	12.8	17.8	0.166	0.150	75.0	87.1	57.2	62.2
200	9.3	9.2	14.3	14.3	35.4	60.9	25.9	47.1	10.9	15.9	0.166	0.150	75.0	85.5	55.0	60.0
300	11.5	11.3	12.7	12.7	32.3	57.7	22.4	43.6	7.9	12.9	0.166	0.150	75.0	82.8	51.5	56.5
400	13.3	13.1	11.6	11.6	30.1	55.4	19.9	41.1	5.8	10.8	0.166	0.149	75.0	81.0	49.0	54.0
600	16.5	16.2	10.0	10.0	26.2	52.1	16.4	37.5	3.0	7.8	0.166	0.149	73.3	78.3	45.4	50.4
1,000	22.0	21.3	8.0	8.0	19.6	48.1	12.0	33.1	3.0	5.0	0.166	0.149	70.0	75.0	41.0	46.0
1,200	24.4	23.6	8.0	8.0	17.0	34.0	10.4	27.9	3.0	5.0	0.166	0.149	68.8	73.8	39.4	44.4
1,500	27.7	26.7	8.0	8.0	13.9	32.0	8.4	20.6	3.0	5.0	0.165	0.149	67.4	72.4	37.5	42.5
1,600	28.7	27.7	8.0	8.0	12.9	31.5	7.9	18.4	3.0	5.0	0.165	0.149	66.9	71.9	36.9	41.9
1,800	30.7	29.6	8.0	8.0	11.2	30.5	6.9	16.4	3.0	5.0	0.165	0.149	66.2	71.2	35.9	40.9
2,000	32.7	31.4	8.0	8.0	9.6	29.6	5.9	14.7	3.0	5.0	0.165	0.149	65.5	70.5	35.0	40.0

LANmark-8 GG45 to RJ45 Cords (Coming soon)

Contact

LAN Systems (Nexans Cabling Solutions)
Phone: +44 (0)1256 486640
ncs.uk@nexans.com

LANmark-8 GG45 Patchcords

Please note: Products are still in development, will arrive with first 40GBASE-T switches

- High bandwidth patch cord for 40 Gigabit applications and beyond
- Runs the GG45 '2in1' Connector in its high speed mode
- Use GG45 8 Contact Plugs up to 2 GHz according IEC61076-3-110
- Allow 2-connector Class II channels or 4-connector Class FA channels
- Compatible with High Density requirements in Data Centres

DESCRIPTION

With LANmark-8 GG45 to RJ45 cords, using a GG45 8C Plug on one side and a 2GHz RJ45 plug on the other end, a GG45 based permanent link can be connected to a 25G or 40G active equipment. The protruding part on the GG45 plug activates the switching element within the GG45 "2in1" jack and terminates the none used contacts of RJ45 to ground. Using the contacts in the extreme outer corners of the GG45 interface for transmission, excellent NEXT and Return Loss performances are achieved.

Nexans LANmark-8 patch cords maximise the electrical performance of the channel so that minimum requirements of Cat 8 are exceeded by far. This provides reliable data throughput, ease of installation and allows the inclusion of additional patching or consolidation points for maximum system flexibility. Furthermore all future data applications according ISO 11801 Class FA, Class I and Class II can be supported.

- High Speed 2GHz patch cords
- High Speed 2 GHz Plug with Look and Feel of a RJ45 plug (just using different contact positions)
- Individually screened pairs in SFTP patch cable and plug with inner metal cross
- Plug conversion from GG45 8C to RJ45
- Orange color, different colors available on request

Guarantees

- Reliable connections over the lifetime of the cabling system.
- Compatible with IEC 61076-3-110 up to 2GHz
- Compatible with Class F, Class FA, Class II standards (ISO 11801 3rd edition (draft))

Installation

- Self-latching, high reliability GG45 (IEC61076-3-110) screened connectors
- Sidebars on the plug avoid errors by using the patch cord for RJ45 jacks
- Low Smoke Halogen Free - Flame Retardant cable jacket



LANmark-8

STANDARDS

International ISO/IEC 11801

LANmark-8 GG45 to RJ45 Cords (Coming soon)

Contact

LAN Systems (Nexans Cabling Solutions)
Phone: +44 (0)1256 486640
ncs.uk@nexans.com

PRODUCT LIST

Nexans ref.	Name	Colour
☎ N101.2D8O125	LANmark-8 Patch Cord GG45 to RJ45 Cat.8 2GHz Screened LSZH Orange 1.25m	Orange
☎ N101.2D8O150	LANmark-8 Patch Cord GG45 to RJ45 Cat.8 2GHz Screened LSZH Orange 1.5m	Orange
☎ N101.2D8O175	LANmark-8 Patch Cord GG45 to RJ45 Cat.8 2GHz Screened LSZH Orange 1.75m	Orange
☎ N101.2D8O100	LANmark-8 Patch Cord GG45 to RJ45 Cat.8 2GHz Screened LSZH Orange 1m	Orange
☎ N101.2D8O225	LANmark-8 Patch Cord GG45 to RJ45 Cat.8 2GHz Screened LSZH Orange 2.25m	Orange
☎ N101.2D8O250	LANmark-8 Patch Cord GG45 to RJ45 Cat.8 2GHz Screened LSZH Orange 2.5m	Orange
☎ N101.2D8O275	LANmark-8 Patch Cord GG45 to RJ45 Cat.8 2GHz Screened LSZH Orange 2.75m	Orange
☎ N101.2D8O200	LANmark-8 Patch Cord GG45 to RJ45 Cat.8 2GHz Screened LSZH Orange 2m	Orange
☎ N101.2D8O300	LANmark-8 Patch Cord GG45 to RJ45 Cat.8 2GHz Screened LSZH Orange 3m	Orange

☎ = Make to order, 📦 = In stock

LANMARK-8 2-CONNECTOR CHANNEL ELECTRICAL PERFORMANCE

FREQ in MHz	IL in dB		RL in dB		NEXT in dB		ACRF in dB		TCL in dB		Prop.Delay in ns		PSANEXT in dB		PSAACRF in dB	
	Std Req.	Max	Std Req.	Min	Std Req.	Min	Std Req.	Min	Std Req.	Min	Std Req.	Min	Std Req.	Min	Std Req.	Min
1	3.0	0.7	19.0	19.0	65.0	65.0	65.0	65.0	30.0	55.0	0.176	0.176	75.0	110.0	75.0	106.0
4	3.0	1.3	19.0	19.0	63.9	65.0	59.9	65.0	30.0	44.8	0.171	0.154	75.0	104.0	75.0	94.0
10	3.0	2.0	19.0	19.2	57.4	65.0	52.0	65.0	30.0	38.0	0.169	0.152	75.0	100.0	75.0	86.0
16	3.0	2.6	18.0	18.1	54.0	65.0	47.9	65.0	29.5	34.5	0.168	0.151	75.0	98.0	75.0	81.9
20	3.0	2.9	17.5	17.6	52.4	65.0	45.9	65.0	27.9	32.9	0.168	0.151	75.0	97.0	75.0	80.0
31	3.6	3.6	16.5	16.6	49.2	65.0	42.1	63.3	24.6	29.6	0.167	0.151	75.0	95.1	71.2	76.2
63	5.1	5.1	16.0	16.0	44.0	65.0	36.0	57.1	19.4	24.4	0.167	0.150	75.0	92.0	65.0	70.0
100	6.5	6.4	16.0	16.0	40.6	65.0	32.0	53.1	16.0	21.0	0.166	0.150	75.0	90.0	61.0	66.0
155	8.1	8.0	15.3	15.3	37.3	63.0	28.2	49.3	12.8	17.8	0.166	0.150	75.0	87.1	57.2	62.2
200	9.3	9.2	14.3	14.3	35.4	60.9	25.9	47.1	10.9	15.9	0.166	0.150	75.0	85.5	55.0	60.0
300	11.5	11.3	12.7	12.7	32.3	57.7	22.4	43.6	7.9	12.9	0.166	0.150	75.0	82.8	51.5	56.5
400	13.3	13.1	11.6	11.6	30.1	55.4	19.9	41.1	5.8	10.8	0.166	0.149	75.0	81.0	49.0	54.0
600	16.5	16.2	10.0	10.0	26.2	52.1	16.4	37.5	3.0	7.8	0.166	0.149	73.3	78.3	45.4	50.4
1,000	22.0	21.3	8.0	8.0	19.6	48.1	12.0	33.1	3.0	5.0	0.166	0.149	70.0	75.0	41.0	46.0
1,200	24.4	23.6	8.0	8.0	17.0	34.0	10.4	27.9	3.0	5.0	0.166	0.149	68.8	73.8	39.4	44.4
1,500	27.7	26.7	8.0	8.0	13.9	32.0	8.4	20.6	3.0	5.0	0.165	0.149	67.4	72.4	37.5	42.5
1,600	28.7	27.7	8.0	8.0	12.9	31.5	7.9	18.4	3.0	5.0	0.165	0.149	66.9	71.9	36.9	41.9
1,800	30.7	29.6	8.0	8.0	11.2	30.5	6.9	16.4	3.0	5.0	0.165	0.149	66.2	71.2	35.9	40.9
2,000	32.7	31.4	8.0	8.0	9.6	29.6	5.9	14.7	3.0	5.0	0.165	0.149	65.5	70.5	35.0	40.0

All drawings, designs, specifications, plans and particulars of weights, size and dimensions contained in the technical or commercial documentation of Nexans is indicative only and shall not be binding on Nexans or be treated as constituting a representation on the part of Nexans.

Pre-terminated Copper

Contact

LAN Systems (Nexans Cabling Solutions)

Phone: +44 (0)1256 486640

ncs.uk@nexans.com

LANmark Pre-Term Bundles

Contact

LAN Systems (Nexans Cabling Solutions)
Phone: +44 (0)1256 486640
ncs.uk@nexans.com

- Ideal assemblies for high density cabling and datacenters
- Bundles available for Jack-Jack or Jack-Plug or Plug-Plug units
- Bundles available for 6, 12 or 24 units
- Cat. 6, 6A, 7 or 7A performance supported
- Fully screened and compliant to Alien Crosstalk requirements
- Repeatable and stable level of performance
- Individual units are helically assembled together to form a round and stable bundle
- Bundles are suitable for laying but not pulling operation

DESCRIPTION

Application

LANmark Pre-Term Bundles are assemblies of 6, 12 or 24 pre-terminated units. These can be Jack-Jack, Jack-Plug or Plug-Plug units. These units are oversheathed by a black braid which maintains the cables in their position and facilitates easy installation at the same time. LANmark Pre-Term Bundles are well suited for areas where installation time is limited. Bundles of shielded units ensure immunity from Alien Crosstalk and other external interference. Bundles of shielded units do not require on-site testing for Alien Crosstalk since this new parameter is met by design.

Performance

Cat.6/Class E, Cat.6A/Class EA, Cat.7/Class F or Cat.7A/Class FA units can be bundled. Headroom and bandwidth over and above the given category requirements according to the international, European and American standards especially for NEXT/FEXT, Power Sum NEXT/FEXT and Return Loss are guaranteed. When used in combination with LANmark patch cords of the same category the full 100m four-connector links and channels are guaranteed as well.

Installation

Nexans LANmark Pre-Term Bundles help reducing the installation time. One assembly needs to be laid instead of 6, 12 or 24 single cables. Furthermore connector termination is simply eliminated. Connectors are mounted and tested in our factory.

Nexans LANmark Pre-Term Bundles are designed to be laid and are not suitable for pulling.

All structural hardware items designed for the Snap-In range can be used in all positions of a 4 connector twisted pair cabling channel (PP, CC, CP, TO).

- Fast and straight forward installation
- No need for on-site termination
- Reduction of installation time
- 360° EMC protection and alien crosstalk compliance for shielded products
- Support the 4 connectors channel configuration
- **Numbering on each leg (customizable)**
- **Factory tests in paper or electronic format on request**



STANDARDS

International ISO/
IEC 11801:2002/Amd 2:2010/
Cor 1:2010

National TIA/EIA-568-B.2-10

Guarantees

Nexans LANmark Pre-Term bundles are covered by a parts and labour warranty as described in the Nexans Certified System Warranty. When installed in combination with LANmark patch cords of the same category, a 25 year channel warranty can be obtained.

SELLING INFORMATION

Nexans LANmark Pre-Term Bundles can be ordered in any length up to 90m. Please refer to Nexans Design Guidelines for length calculations and limitations according to the standards. Individual packaging in boxes (L<30m) or one way reel (L>30m). Customized packaging on demand.

- Pre-Term units available in Jack-Jack or Jack-Plug or Plug-Plug assemblies
- Cat.6, 6A, 7 or 7A performance supported
- Repeatable and stable level of performance
- Significant reduction of cable laying time

STANDARDS

International ISO/IEC 11801

DESCRIPTION

Application

LANmark Pre-Term pre-terminated units can be Jack-Jack, Jack-Plug or Plug-Plug assemblies. LANmark Pre-Term units are well suited for areas where installation time is limited. Shielded units ensure immunity from electromagnetic interferences and do not require on-site testing for Alien Crosstalk since this new parameter is met by design.

Performance

Cat.6/Class E, Cat.6A/Class EA, Cat.7/Class F or Cat.7A/Class FA units can be made. Headroom and bandwidth over and above the given category requirements according to the international, european and american standards especially for NEXT/FEXT, Power Sum NEXT/FEXT and Return Loss are guaranteed. When used in combination with LANmark patch cords of the same category the full 100m four-connector links and channels are guaranteed as well.

Installation

Nexans LANmark Pre-Term Units help reducing the installation time since connectors termination is simply eliminated. Connectors are mounted and tested in our factory.

Nexans LANmark Pre-Term Units are designed to be laid and are not suitable for pulling.




All structural hardware items designed for the Snap-In range can be used in all positions of a 4 connector twisted pair cabling channel (PP, CC, CP, TO).



- Fast and straight forward installation
- No need for on-site termination
- Reduction of installation time
- 360° EMC protection and alien crosstalk compliance for shielded products
- Support the 4 connectors channel configuration
- **Numbering on each Unit (customizable)**
- **Factory tests in paper or electronic format on request**

Guarantees

Nexans LANmark Pre-Term Units are covered by a parts and labour warranty as described in the Nexans Certified System Warranty. When installed in combination with LANmark patch cords of the same category, a 25 year channel warranty can be obtained.

PRODUCT LIST

Nexans ref.	Name
 N61A.2C21A4XA4X--- New	LANmark-6 Pre-Term Cat 6 F1/UTP Solid LSZH Orange Screened Jack Cat 6 unit
 N61B.4G21A6XA6X--- New	LANmark-6A Pre-Term 2x4 Pair Cat 6A F/FTP Solid LSZH Orange Screened Jack Cat 6A unit
 N61A.4F11A6XC6X--- New	LANmark-6A Pre-Term Cat 6A U/FTP Stranded LSZH Orange Screened Jack-Plug Cat 6A unit

 = Make to order,  = In stock

SELLING INFORMATION

Nexans LANmark Pre-Term Units can be ordered in any length up to 90m. Please refer to Nexans Design Guidelines for length calculations and limitations according to the standards. Individual packaging in boxes (L<30m) or one way reel (L>30m). Customized packaging on demand.

Modular Patch Panels & Patchguides

Contact

LAN Systems (Nexans Cabling Solutions)
Phone: +44 (0)1256 486640
ncs.uk@nexans.com

Snap-In Patch Panels

Contact

LAN Systems (Nexans Cabling Solutions)
Phone: +44 (0)1256 486640
ncs.uk@nexans.com

- Compatible with all Snap-In connectors
- 24 ports
- Sliding and Fixed versions available
- Clip-On mechanism
- Exclusive Auto-Connect Earthing system
- Universal design supporting Unscreened and Screened connectors
- Shuttered versions available

DESCRIPTION

Nexans Snap-In range of patch panels are designed to accommodate any of the Snap-In connectors in the LANmark product family (LANmark-7A, LANmark-6A, LANmark-6, and LANmark-5).

The Snap-In panels feature an exclusive Clip-On system to secure the connector in the panel and to provide a simple means of earthing shielded connectors to facilitate installation. Connection of the panel to earth is achieved with a unique Auto-Connect feature removing the need for individual bonding conductors.


The panels are Nexans branded and have a series of complementary cable management products such as blank panels and patch cord guides.

The patch panels are designed for standard 19" enclosures, are 1U high, and support the following common features:

- 24 Ports with shutters
- Designed for Screened and Unscreened Snap-In connectors
- Compatible with all performance categories of connector
- Clip-On mechanism for simple earthing
- Exclusive rear cable management facilities
- Robust construction

Nexans offers three main panel versions:

- Angled Panels or Panels with angled Connectors to support high density environments
- Sliding Panels to allow quick installation and easy maintenance which feature a flexible label for port numbering
- Fixed Panels using screen printed numbering systems for labelling















LANmark

STANDARDS

International
Manufacturer specification

PRODUCT LIST

Nexans ref.	Name
 N521.671	Angled Patch Panel 24 Snap-In Black
 N52m.664	LANmark Maritime and Industry Fixed Patch Panel 24 port
 N521.680BK New	LANmark Patch Panel 24 Angled Snap-In Black
 N521.681BK New	LANmark Patch Panel 24 Angled Snap-In Black Cable Support
 N521.668KIT	LANmark Patch Panel 48 EVO 1U Black Kit with 48 Cat 6A Connectors
 N521.664BK	Patch Panel 24 Snap-In Black
 N521.661BK	Patch Panel 24 Snap-In Fixed Black
 N521.661	Patch Panel 24 Snap-In Fixed White
 N521.663BK	Patch Panel 24 Snap-In Sliding Black
 N521.663	Patch Panel 24 Snap-In Sliding White

 = Make to order,  = In stock

Patch Guides, Blank Panels & Cable Management

Contact

LAN Systems (Nexans Cabling Solutions)
Phone: +44 (0)1256 486640
ncs.uk@nexans.com

- Patch guides to manage and store all patch cords.
- 1 HU and 2 HU for high density.
- 1 HU with rings for easy access.
- Cable guide for all patch panels without clip-on.

DESCRIPTION

For a correctly managed installation, Nexans offers a full range of cable management accessories to complement our patch panel and cabinet range. The range is suitable for all Nexans Copper and Optical patch panels.

The new offering is Nexans branded to blend with other Nexans products used in a cabinet.

The cable management range is designed for all 19" cabinets. The range includes patch guides and cable guides.

Patch Guides

The Nexans patch guide range enables orderly patch cord storage. All the Nexans accessories are guaranteed to maintain the required bending radius for patch cords which in turn ensures superior data transmission for the installation. The paint finished metal accessories provide improved stability over plastic guides on the market.

The 1HU and 2HU universal patch guides are delivered with a front plate. The 8 cm depth provides for the bending radius and enough storage space for the patch cords. Two openings designed at the rear face improve the storage and entry possibilities for patch cords.

An alternative 1 HU 5- ring metal patch guide is offered. This accessory similarly allows for orderly patch cord management in any installation.

Cable Guide

The Nexans cable guide offers fast and reliable cable retention and grounding. The clip-on system is a proprietary Nexans design and improves the flexibility, solidity and the grounding of your installation.



STANDARDS














International ISO/IEC 11801



Patch Guides, Blank Panels & Cable Management

Contact

LAN Systems (Nexans Cabling Solutions)
Phone: +44 (0)1256 486640
ncs.uk@nexans.com

PRODUCT LIST

Nexans ref.	Name	Colour
 N109.207	1HU Blank Panel	White RAL 9002
 N109.207BK New	1HU Blank Panel, black	Black
 N102.105BK	1HU Patch Guide with rings, Black	Black
 N102.105	1HU Patch Guide with rings, White	White RAL 9002
 N102.117BK	1HU Universal Patch Guide with front cover, Black	Black
 N102.117	1HU Universal Patch Guide with front cover, White	White RAL 9002
 N102.127BK	2HU Universal Patch Guide, Black	Black
 N102.127	2HU Universal Patch Guide, White	White RAL 9002
 N521.672 New	Angled Blank Panel Black	Black
 N521.673 New	Angled Panel Cover Black	Black
 N521.678 New	Angled Pass-Through Black	Black
 N424.512	Cable management plate for Essential Rear Connect Panels N424.xxx	Black
 N102.115BK	Letterbox Patch Guide 1HU Black	Black

 = Make to order,  = In stock

All drawings, designs, specifications, plans and particulars of weights, size and dimensions contained in the technical or commercial documentation of Nexans is indicative only and shall not be binding on Nexans or be treated as constituting a representation on the part of Nexans.

Version V1.1 Generated 10/01/20 www.nexans.co.uk Page 132 / 414



Keystone Panels

Contact

LAN Systems (Nexans Cabling Solutions)
Phone: +44 (0)1256 486640
ncs.uk@nexans.com

- Compatible with Nexans keystone connectors
- Designed for Essential-5 and -6 range
- 24 ports on 1HU
- Tie wrap strain relief
- Earthing and grounding features
- Available in black or white

DESCRIPTION

Application

The modular patch panels for keystone connectors are fixed panels based on 19" frame dimensions and can house up to 24 keystone connectors on 1HU.

Design

The patch panels are designed to accommodate 24 Nexans Essential keystone connectors. The metalwork at the back of the panel is made of unpainted steel to enable automatic earthing and the necessary grounding when using shielded cable and connectors. The painted front plate allows a neat flush mounting of the connectors. The panels have screen-printed numbering 1-24 above the ports and a labelling field at the right end for patch panel numbering. They are available in black (N521.660BK) and in white (N521.660).

Installation

The Nexans keystone connectors can easily be inserted by a simple "one-click" movement, without the need for any tool. They are also easy to remove, when necessary.

The integrated cable fixing plate with tie wrap strain relief ensures cable management and retention.

The panels are supplied with fixings.

An optional 19" outrigger can be used for easy termination access (N500.120).



essential-6



STANDARDS



International ISO/IEC 11801

Contact

LAN Systems (Nexans Cabling Solutions)
Phone: +44 (0)1256 486640
ncs.uk@nexans.com

PRODUCT LIST

Nexans ref.	Name
 N521.660BK	Essential Patch Panel 24 Keystone Black - New Design
 N521.660	Essential Patch Panel 24 Keystone White - New Design

 = Make to order,  = In stock

Modular 808 Panels

Contact

LAN Systems (Nexans Cabling Solutions)
Phone: +44 (0)1256 486640
ncs.uk@nexans.com

Empty modular patch panels for LANconnect UTP & FTP 808 connectors

- 24 ports on 1HU
- unshielded & screened
- choice of labelling styles
- Future upgrade options for LANsense intelligence

DESCRIPTION


These high quality, high-density patch panels are designed to accommodate individual 808 connectors, available separately. The panels are available in 2 styles to support various labelling formats:

- 3 labelling windows
- numbered strips 1-24

The panels for the shielded range of connectors also include an additional grounding bar and mounting studs on the panel itself.

All panels are supplied with fixings and earthing screw.

The panels are suitable for all 808 connector types.



LANconnect

STANDARDS

International ISO/IEC 11801

Modular 808 Panels

Contact

LAN Systems (Nexans Cabling Solutions)
Phone: +44 (0)1256 486640
ncs.uk@nexans.com




CHARACTERISTICS



Construction characteristics

Colour

Black

PRODUCT LIST

Nexans ref.	Name	Number of ports	Screen
 N808.2212 To be removed	Modular empty patch panel 1HU for 24 screened 808 connectors, 3 Windows	24	FTP
 N808.2211 To be removed	Modular empty patch panel 1HU for 24 screened 808 connectors, numbered strips	24	FTP
 N808.2111 To be removed	Modular empty patch panel 1HU for 24 unscreened 808 connectors, numbered strips	24	UTP

 = Make to order,  = In stock

Modular Outlets

Contact

LAN Systems (Nexans Cabling Solutions)

Phone: +44 (0)1256 486640

ncs.uk@nexans.com

European Mounting Hardware for LANmark

Contact

LAN Systems (Nexans Cabling Solutions)
Phone: +44 (0)1256 486640
ncs.uk@nexans.com

Nexans offers a complete set of European/French style mounting hardware for the use of LANmark Snap-In connectivity in the work area.

DESCRIPTION

LANmark Snap-In Modules in standard European/French style

45 x 45 mm angled and flat shuttered modules for 2 LANmark Snap-In connectors.

Covering Frames

Flush mount design to fit both the angled and flat 45 x 45 mm LANmark Snap-In Modules.

Surface Mount Boxes

Designed to fit both the angled and flat 45 x 45 mm LANmark Snap-In Modules.



LANmark

PRODUCT LIST

Nexans ref.	Name	Width [mm]	Colour	Height [mm]	Depth [mm]
📦 N200.051	LANmark EU style 45 x 45 frame ivory	80	Ivory	80	
📦 N200.050	LANmark EU style 45 x 45 frame white	80	White RAL 9010	80	
📦 N423.550	LANmark EU style 45 x 45 module 2 Snap-In flat white	45	White RAL 9010	45	
📦 N200.115	LANmark EU style 45 x 45 surface mount box ivory	82	Ivory	82	50
📦 N200.116	LANmark EU style 45 x 45 surface mount box white	82	White RAL 9010	82	50
📦 N423.520	LANmark EU style angled 45 x 45 module 1 Snap-In white	45	White RAL 9010	45	36
☎ N423.541N	LANmark EU style angled 45 x 45 module 2 Snap-In ivory	45	Ivory	45	36
📦 N423.540N	LANmark EU style angled 45 x 45 module 2 Snap-In white	45	White RAL 9010	45	36

☎ = Make to order, 📦 = In stock

All drawings, designs, specifications, plans and particulars of weights, size and dimensions contained in the technical or commercial documentation of Nexans is indicative only and shall not be binding on Nexans or be treated as constituting a representation on the part of Nexans.

Version NDC-v2-2012 Generated 10/01/20 www.nexans.co.uk Page 138 / 414

German Mounting Hardware for LANmark

Contact

LAN Systems (Nexans Cabling Solutions)
Phone: +44 (0)1256 486640
ncs.uk@nexans.com

- German style mounting hardware
- 50x50 modules, frames and surface mount boxes
- Suitable for fibre and copper
- Colour white or ivory
- Glossy finish

DESCRIPTION

Application

To support the LANmark Snap-In range of products Nexans has developed a set of German style modules, frames and surface mount boxes.

The mounting hardware is common to all performance levels, from LANmark-5 through LANmark-6/6A to LANmark-7/7A. It is also suitable for direct terminated fibre.

Detailed information can be found on the corresponding datasheets.

Guarantees

All plastic material is UL 94V0.









LANmark

STANDARDS

International
Manufacturer specification

PRODUCT LIST

Nexans ref.	Name	Colour
 N790.980	LANmark German Style 50x50 Frame White	White RAL 9010
 N900.247	LANmark German Style 50x50 Surface mount box White	White RAL 9010
 N423.701N	LANmark German Style Angled 50 x 50 Module 1 Snap-In White	White RAL 9010
 N423.702N New	LANmark German Style Angled 50 x 50 Module 2 Snap-In White	White RAL 9010

 = Make to order,  = In stock

All drawings, designs, specifications, plans and particulars of weights, size and dimensions contained in the technical or commercial documentation of Nexans is indicative only and shall not be binding on Nexans or be treated as constituting a representation on the part of Nexans.

Version NDC-v1-2011 Generated 10/01/20 www.nexans.co.uk Page 139 / 414

UK Mounting Hardware for Essential

Contact

LAN Systems (Nexans Cabling Solutions)
Phone: +44 (0)1256 486640
ncs.uk@nexans.com

To support the Essential range of products Nexans has developed a set of UK connecting hardware in Keystone format.

For LANmark specific connecting hardware, please refer to "UK Mounting Hardware for LANmark".

Nexans backboxes and cover plates have Euromod dimensions and are common throughout the Essential and LANmark ranges.

DESCRIPTION

- **LJ6 Keystone Module**

LJ6C shuttered module to accommodate one Keystone connector.

- **25 x 50 Keystone Module**

Euromod 25x50mm shuttered module to accommodate one Keystone connector.

Euromod modules fit Nexans single and double gang cover plates.

- **Single and Double Gang Cover Plates**

Available in flat and bevelled version.

- **Single and Double Back Box**
















essential

STANDARDS

International ISO/IEC 11801

PRODUCT LIST

Nexans ref.	Name
 N423.635	Essential 86x86 Wallplate 1 Keystone White
 N423.630	Essential 86x86 Wallplate 2 Keystone White
 N423.650	Essential UK style 25x50 module 1 keystone White
 N424.533	UK Back Box - Double Gang
 N424.532	UK Back Box - Single Gang
 N424.023	UK Cover Plate - Double Gang
 N424.531	UK Cover Plate - Double Gang - Bevelled
 N424.013	UK Cover Plate - Single Gang
 N424.530	UK Cover plate - Single Gang - Bevelled
 N424.103	UK Half Blank
 N424.003	UK Quarter Blank

 = Make to order,  = In stock

UK Mounting Hardware for LANmark

Contact

LAN Systems (Nexans Cabling Solutions)
Phone: +44 (0)1256 486640
ncs.uk@nexans.com

Nexans offers a complete set of UK style mounting hardware for the use of LANmark Snap-In connectivity in the work area.

DESCRIPTION

LANmark Snap-In Modules in standard UK styles

- 25 x 50 mm angled and flat shuttered modules for 1 LANmark Snap-In connector
- LJ6C angled and flat shuttered modules for 1 LANmark Snap-In connector
- 50 x 50 mm angled shuttered modules for 2 LANmark Snap-In connectors

Single and Double gang Frames

Various designs of frames to fit the 25 x 50 mm or 50 x 50 mm LANmark Snap-In Modules.

Blank Modules

To cover unused space in single or double gang frames e.g. when only 1 or 3 ports are required.

Single and Double gang Back Boxes

Suitable with the single and double gang frames.



















LANmark

STANDARDS

International ISO/IEC 11801

PRODUCT LIST

Nexans ref.	Name
 N800.375	45x45 Adaptor Ring White
 N423.861	LANmark 86x86 Wallplate 1 Snap-In White
 N423.862	LANmark 86x86 Wallplate 2 Snap-In White
 N423.864	LANmark 86x86 Wallplate 4 Snap-In White
 N424.310 New	LANmark UK Style 25 x 50 Module 1 Snap-In White
 N800.421	LANmark UK Style 45x45 Frame Rounded White
 N424.315 New	LANmark UK Style Angled 25 x 50 Module 1 Snap-In White
 N423.540U	LANmark UK Style Angled 50 x 50 Module 2 Snap-In White
 N423.540UN	LANmark UK Style Angled 50 x 50 Module 2 Snap-In White
 N424.325 New	LANmark UK Style Angled LJ6C Module 1 Snap-In White
 N424.320 New	LANmark UK Style LJ6C Module 1 Snap-In White
 N424.531	UK Style 100 x 50 Frame Beveled White
 N424.023	UK Style 100 x 50 Frame Flat White
 N424.003	UK Style 12.5 x 50 Blank Module White
 N424.103	UK Style 25 x 50 Blank Module White
 N424.530	UK Style 50 x 50 Frame Beveled White
 N424.013	UK Style 50 x 50 Frame Flat White
 N424.533	UK Style Backbox Double Gang White
 N424.532	UK Style Backbox Single Gang White

 = Make to order,  = In stock

US Mounting Hardware for LANmark

Contact

LAN Systems (Nexans Cabling Solutions)
Phone: +44 (0)1256 486640
ncs.uk@nexans.com

- US format
- 45x45 and 45x60 series of Cover Plates, for up to 6 snap-in connectors
- Suitable for fiber and copper
- Includes fixings</>
- All plastic material is UL 94V0
- Colour white

DESCRIPTION

Application

This range of mounting hardware is suitable for US fittings and includes:

- 2 types of cover plates
 - N422.001: 45x45mm inner format, with integrated labelling system
 - N423.001: 60x45mm inner format, with integrated labelling system
- 20x45mm module for 2 snap-in connectors (N421.610)
- 20x45mm blanking module (N420.001)


Detailed information can be found on the corresponding datasheets.

Guarantees

- All plastic material is UL 94V0

Installation

- The cover plates are all supplied with fixing screws.
- All modules can be inserted in the cover plates by a simple click-in mechanism.



LANmark

STANDARDS

International
UL and CSA approval

National UL 94 V0

US Mounting Hardware for LANmark

Contact

LAN Systems (Nexans Cabling Solutions)
Phone: +44 (0)1256 486640
ncs.uk@nexans.com

PRODUCT LIST

Nexans ref.	Name	Width [mm]	Colour	Height [mm]	Depth [mm]
☎ N420.001	45x20 Blanking module for US cover plate	45	White RAL 9010	20	26.5
☎ N421.610	45x20 Module for 2 Snap-in connectors for US cover plate	45	White RAL 9010	20	16.5
📦 N423.550	LANmark 45 x 45 module 2 Snap-In flat white	45	White RAL 9010	45	
📦 N423.520	LANmark angled 45 x 45 module 1 Snap-In white	45	White RAL 9010	45	36
📦 N423.540N	LANmark angled 45 x 45 module 2 Snap-In white	45	White RAL 9010	45	36
📦 N422.001	US Cover plate for 45x45 Outlet with labelling system	70.5	White RAL 9010	115	14
📦 N423.001	US Cover plate for 60x45 Outlet with labelling system	70.5	White RAL 9010	115	14

☎ = Make to order, 📦 = In stock

3rd Party Hardware

Contact

LAN Systems (Nexans Cabling Solutions)
Phone: +44 (0)1256 486640
ncs.uk@nexans.com

Adapter plates for floor boxes and outlet modules designed to integrate Nexans connectivity into various 3rd party products.

DESCRIPTION

Nexans offers a complete range of work area products and accessories. In addition, Nexans also has compatibility with wall outlets, trunking and underfloor systems of various brands of electrical hardware. To see our 3rd Party Compatibility Overview, click on the link on this page.



STANDARDS



International ISO/IEC 11801

Contact

LAN Systems (Nexans Cabling Solutions)
Phone: +44 (0)1256 486640
ncs.uk@nexans.com

PRODUCT LIST

Nexans ref.	Name
 N800.305	LANmark BTicino Living/Light Module 1 Snap-In Black 20x
 N800.306	LANmark BTicino Living/Light Module 1 Snap-In White 20x
 N423.111	Floorbox Plate GES9 Ackermann/Obo 9 Snap-In (use keystone clip)
 N800.313 New	LANmark Schneider Module 1 Snap-In White 100x

 = Make to order,  = In stock

European Mounting Hardware for Essential Keystone

Contact

LAN Systems (Nexans Cabling Solutions)
Phone: +44 (0)1256 486640
ncs.uk@nexans.com

- European mounting hardware in keystone format
- Designed for Essential-5 and -6 keystone range
- Supplied in glossy white finish
- Also available in UK and US format.

DESCRIPTION

To support the Essential-5 and -6 Keystone range, Nexans has developed specific mounting hardware in keystone format. Please refer to the specific datasheets for keystone modules, frames and blanks.



essential-6

STANDARDS

International ISO/IEC 11801

All drawings, designs, specifications, plans and particulars of weights, size and dimensions contained in the technical or commercial documentation of Nexans is indicative only and shall not be binding on Nexans or be treated as constituting a representation on the part of Nexans.

Version NDC-v2-2010 Generated 10/01/20 www.nexans.co.uk Page 148 / 414




Nexans



European Mounting Hardware for Essential Keystone

Contact

LAN Systems (Nexans Cabling Solutions)
Phone: +44 (0)1256 486640
ncs.uk@nexans.com

PRODUCT LIST

Nexans ref.	Name
 N423.645	Essential EU style 22.5 x 45 module 1 Keystone white
 N424.102	Essential EU style 22.5x45 blank module white
 N200.645	Essential EU style 45x45 frame white

 = Make to order,  = In stock

US Mounting Hardware for Essential

Contact


LAN Systems (Nexans Cabling Solutions)
Phone: +44 (0)1256 486640
ncs.uk@nexans.com

- US mounting hardware in keystone format
- Designed for Essential-5 and -6 keystone range
- Supplied in textured white finish
- Equipped with labelling windows
- Screws included

DESCRIPTION

To support the Essential Keystone range Nexans has developed specific mounting hardware in keystone format in European, UK and US style.

Please refer to the related product datasheets for the different available modules, frames and blanks in various country specific versions.



essential-6

STANDARDS



International ISO/IEC 11801



US Mounting Hardware for Essential

Contact

LAN Systems (Nexans Cabling Solutions)
Phone: +44 (0)1256 486640
ncs.uk@nexans.com

PRODUCT LIST

Nexans ref.	Name
 N423.622	Essential US style Wallplate 2 Keystone Single Gang White
 N423.624	Essential US style Wallplate 4 Keystone Single Gang White

 = Make to order,  = In stock

Zone Distribution Boxes

Contact

LAN Systems (Nexans Cabling Solutions)
Phone: +44 (0)1256 486640
ncs.uk@nexans.com

Zone distribution boxes significantly increase the network flexibility by enabling easy physical reconfiguration.

LANmark Zone Distribution Boxes

Contact

LAN Systems (Nexans Cabling Solutions)
Phone: +44 (0)1256 486640
ncs.uk@nexans.com

- For use as consolidation point.
- Compatible with all LANmark snap-in connectors.
- 6 or 12 numbered snap-in ports with shutters.
- Easy to install

DESCRIPTION

Designed for use as consolidation points, zone distribution boxes significantly increase the flexibility of desk locations in open office environments. They are particularly useful in offices where frequent relocation of outlets in the work area is required.

Nexans ZD boxes are easy to install on walls, under raised floors or in ceiling voids, due to their multiple mounting features.

They are compatible with all LANmark snap-in connectors, which can be easily inserted by a simple "one-click" movement.



LANmark Zone Distribution Boxes

Contact

LAN Systems (Nexans Cabling Solutions)
Phone: +44 (0)1256 486640
ncs.uk@nexans.com






CHARACTERISTICS



Construction characteristics

Material

Steel

PRODUCT LIST

Nexans ref.	Name	Number of ports	Width [mm]	Colour	Height [mm]
 N521.6121 New	LANmark Ruggedised Lockable ZD Box Foot White		253	White RAL 9002	35
 N521.612 New	LANmark Ruggedised Lockable ZD Box White	12	260	White RAL 9002	55
 N521.600	LANmark ZD box 12 Snap-In White	12	230	White RAL 9002	45
 N521.606BK New	LANmark ZD box 6 Snap-In Black	6	120	Black	42
 N521.606 New	LANmark ZD box 6 Snap-In White	6	120	White RAL 9002	42

 = Make to order,  = In stock

Voice grade

Contact

LAN Systems (Nexans Cabling Solutions)
Phone: +44 (0)1256 486640
ncs.uk@nexans.com

The Nexans Voice grade includes Voice grade cables and IDC connectivity and is used to integrate telephony applications into a LAN infrastructure.



Voice Cables

Contact

LAN Systems (Nexans Cabling Solutions)
Phone: +44 (0)1256 486640
ncs.uk@nexans.com

- Multipair cables
- Suitable for voice and low grade data
- Category 5 compliant

DESCRIPTION

Voice grade cables are used to integrate telephony applications in the backbone of a LAN infrastructure.

Nexans Voice cables have 25 twisted pairs and offer a Category 5 performance level. The cable jacket is of LSZH material.



STANDARDS

International ISO/IEC 11801



Voice Cables

Contact

LAN Systems (Nexans Cabling Solutions)
Phone: +44 (0)1256 486640
ncs.uk@nexans.com

PRODUCT LIST

Nexans ref.	Name	Type of cable	Number of pairs	Outer sheath	Category
 N100.M02-OE To be removed	Voice U/UTP 25 pair AWG24 Cat 5 LSZH Eca Orange 1000m reel	U/UTP	25	LSZH	Cat. 5

 = Make to order,  = In stock

Voice Patch Panels

Contact

LAN Systems (Nexans Cabling Solutions)
Phone: +44 (0)1256 486640
ncs.uk@nexans.com

- High density RJ45 panels for voice applications
- Available in black and in white

DESCRIPTION

Nexans high density Voice Panels are designed to integrate voice circuits in standard structured cabling systems.

- 50 RJ45 ports on 1U
- Mount to standard 19" rack
- LSA/110 punchdown
- Accept multi-pair cables from 22 to 26 AWG
- Supplied with fixings
- Earthing strap included



STANDARDS

International ISO/IEC 11801



Voice Patch Panels

Contact

LAN Systems (Nexans Cabling Solutions)
Phone: +44 (0)1256 486640
ncs.uk@nexans.com

PRODUCT LIST

Nexans ref.	Name
 N500.350BK	Voice Patch Panel 50 RJ45 2 pair Black
 N500.350	Voice Patch Panel 50 RJ45 2 pair White

 = Make to order,  = In stock

Voice Patch Cords

Contact

LAN Systems (Nexans Cabling Solutions)
Phone: +44 (0)1256 486640
ncs.uk@nexans.com


- Exists in 3 different types, depending on the application
- Unscreened flexible PVC cable

DESCRIPTION

Application

Nexans offers 3 different types of patch cords for voice applications, for both in the cabinet and in the work area:

- work area cord: 1 RJ45 to 1 RJ11 (N107.001)
- cabinet patch cords:
 - 1 RJ45 to 1 IDC - 1 pair (N108.165 and N108.166)
 - 1 RJ45 to 1 IDC - 2 pairs (N108.209 and N108.210)





STANDARDS

International ISO/IEC 11801

PRODUCT LIST

Nexans ref.	Name	Length [m]
 N107.001 To be removed	Voice 2 pairs Patch Cord RJ45-RJ11 Black 5m	5
 N108.165 To be removed	Voice 1 pair Patch Cord 100 Ohm IDC - RJ45 Grey 1,5m	1.5
 N108.166 To be removed	Voice 1 pair Patch Cord 100 Ohm IDC - RJ45 Grey 3m	3
 N108.209 To be removed	Voice 2 pairs Patch Cord 100 Ohm IDC - RJ45 Grey 1,5m	1.5
 N108.210 To be removed	Voice 2 pairs Patch Cord 100 Ohm IDC - RJ45 Grey 3m	3

 = Make to order,  = In stock

Contact

LAN Systems (Nexans Cabling Solutions)

Phone: +44 (0)1256 486640

ncs.uk@nexans.com


Cable ties

Contact

LAN Systems (Nexans Cabling Solutions)
Phone: +44 (0)1256 486640
ncs.uk@nexans.com

DESCRIPTION

Self gripping cable ties enabling quick and convenient fastening of both fibre and copper cable bundles.



STANDARDS



International ISO/IEC 11801

Contact

LAN Systems (Nexans Cabling Solutions)
Phone: +44 (0)1256 486640
ncs.uk@nexans.com

PRODUCT LIST

Nexans ref.	Name
 N100.100 New	Hook & Loop Cable Strap 25m Roll

 = Make to order,  = In stock

Coloured Latch Protectors

Contact

LAN Systems (Nexans Cabling Solutions)
Phone: +44 (0)1256 486640
ncs.uk@nexans.com

- Retrofit coloured latch protectors
- Fit all LANmark UniBoot patch cords
- For differentiation between services
- Available in 8 different colours
- Packed in bags of 50

DESCRIPTION

The black latch protectors supplied with LANmark UniBoot Patch Cords are removable and can be replaced with coloured versions.

This can be particularly useful to differentiate between services or applications at the patching side in the cabinet and also at consolidation points or user outlets in the work area.

The latch protectors can be installed or replaced very quickly and easily, without the need for any tools.

They are available in 8 different colours (including black) and are a perfect match for the coloured shutters.

Available colours:

- Yellow
- Orange
- Red
- Green
- Blue
- Dark grey
- Black
- White



LANmark

STANDARDS

International ISO/IEC 11801



Coloured Latch Protectors

Contact

LAN Systems (Nexans Cabling Solutions)
Phone: +44 (0)1256 486640
ncs.uk@nexans.com

PRODUCT LIST

Nexans ref.	Name
 N110.LPK New	LANmark Latch Protector Black 50x
 N110.LPB New	LANmark Latch Protector Blue 50x
 N110.LPD New	LANmark Latch Protector Dark Grey 50x
 N110.LPG New	LANmark Latch Protector Green 50x
 N110.LPO New	LANmark Latch Protector Orange 50x
 N110.LPR New	LANmark Latch Protector Red 50x
 N110.LPW New	LANmark Latch Protector White 50x
 N110.LPY New	LANmark Latch Protector Yellow 50x

 = Make to order,  = In stock

Coloured Shutters

Contact

LAN Systems (Nexans Cabling Solutions)
Phone: +44 (0)1256 486640
ncs.uk@nexans.com

- Coloured shutters for Nexans Snap-In patch panels, ZD boxes and outlets
- Available in 8 different colours
- Packed in bags of 100

DESCRIPTION

The white or black shutters supplied with Nexans patch panels, ZD boxes and outlets are removable and can be replaced with coloured versions.

This can be particularly useful to differentiate between services or applications at the patching side in the cabinet and also at consolidation points or user outlets in the work area.

The shutters are available in 8 different colours and are a perfect match for the coloured latch protectors of the LANmark UniBoot patch cords.

Available colours:

- Yellow
- Orange
- Red
- Green
- Blue
- Dark grey
- Black
- White













LANmark

STANDARDS

International ISO/IEC 11801

PRODUCT LIST

Nexans ref.	Name
 N421.701BLA New	LANmark Shutter Black 100x
 N421.701BLU New	LANmark Shutter Blue 100x
 N421.701DGR New	LANmark Shutter Dark Grey 100x
 N421.701GRE New	LANmark Shutter Green 100x
 N421.701ORA New	LANmark Shutter Orange 100x
 N421.701RED New	LANmark Shutter Red 100x
 N421.701WHI New	LANmark Shutter White 100x
 N421.701YEL New	LANmark Shutter Yellow 100x

 = Make to order,  = In stock

Contact

LAN Systems (Nexans Cabling Solutions)
Phone: +44 (0)1256 486640
ncs.uk@nexans.com

DESCRIPTION







Nexans have a complete range of tools for terminating copper systems





STANDARDS

International ISO/IEC 11801

PRODUCT LIST

Nexans ref.	Name
 N102.107	Tool - LSA+ IDC punchdown tool
 N422.117	Tool - LANmark-7 Easy Termination tool
 N422.118	Tool - Set of spare knives for LANmark-7 Easy Termination tool
 N420.567	Tool - Universal Comfort tool for Snap-in connector
 N808.6000	Universal Termination Tool for 808 connector
 N420.110	Tool - Nexans cable stripper, 110 punchdown tool

 = Make to order,  = In stock

Keystone Clips

Contact

LAN Systems (Nexans Cabling Solutions)
Phone: +44 (0)1256 486640
ncs.uk@nexans.com

- Adaptor clips for LANmark Snap-In connectors

DESCRIPTION

Various clips to turn LANmark Snap-In connectors into Keystone format.



LANmark

STANDARDS





International ISO/IEC 11801



All drawings, designs, specifications, plans and particulars of weights, size and dimensions contained in the technical or commercial documentation of Nexans is indicative only and shall not be binding on Nexans or be treated as constituting a representation on the part of Nexans.

Version v2 Generated 10/01/20 www.nexans.co.uk Page 171 / 414

The Nexans logo, featuring a stylized red 'N' followed by the word "Nexans" in a black sans-serif font.

PRODUCT LIST

Nexans ref.	Name
 N429.620	Metal clip for Snap-In to keystone
 N429.625	Red clip for LANmark Snap-In connector to keystone format (wall thickness 1,5-1,75 mm)
 N429.626	Blue clip for LANmark Snap-In connector to keystone format (wall thickness 2,0-2,25 mm)
 N429.627	Yellow clip for LANmark Snap-In connector to keystone format (height 19,7 mm)

 = Make to order,  = In stock

Miscellaneous Accessories

Contact

LAN Systems (Nexans Cabling Solutions)
Phone: +44 (0)1256 486640
ncs.uk@nexans.com

DESCRIPTION

Nexans offers a wide range of accessories for both copper and optical fibre LANmark systems such as:

- coloured shutters for differentiation of services in panels, outlets and zone distribution boxes
- blanks to fill unused ports
- keystone clips of various dimensions to adapt Snap-In connector format to Keystone



STANDARDS

International ISO/IEC 11801



Miscellaneous Accessories

Contact

LAN Systems (Nexans Cabling Solutions)
Phone: +44 (0)1256 486640
ncs.uk@nexans.com

PRODUCT LIST

Nexans ref.	Name
 N420.655	LANmark Snap-In Blank White 24x
 N420.655BK	LANmark Snap-In Blank Black 24x

 = Make to order,  = In stock

Fibre LAN Systems

Contact


LAN Systems (Nexans Cabling Solutions)
Phone: +44 (0)1256 486640
ncs.uk@nexans.com

A full spectrum of Nexans LANmark fiber solutions is available for various performance levels and constructions to meet different applications and environmental conditions. LANmark fibre solutions approach offers flexibility and scalability for campus and building backbones, horizontal cabling applications, device termination in data centers and storage area networks.

Nexans fibre solutions are a fully integrated element of our LAN systems and covered within the system warranty.

The range includes:

- Cables
- Connectivity
- Hardware
- Pre-Terminated Fibre Assemblies



A wide variety of cable designs and fibre grade are available, meeting the needs of each mission critical applications. Designed for high performance and scalability for LAN, SAN and Campus applications, LANmark-OF technology deliver premium performance and reliability.

A large number of constructions are available: Multibundle/Tight / loose construction, PE / LSZH., rodent resistant / dielectric, ...

- MB
- UC
- UD
- TB
- ZC

In addition, Nexans proposes the best cost effective solution. 7 different fibre grades are available to best address the level of performance required.p>

LANmark-OF SM

Standard Singlemode performance.

LANmark-OF OM3 & OM4

OM3 compliant 50/125 for 10 Gigabit applications up to 300m and up to 550m respectively..



EIA FIBRE COLOUR TABLE

EIA Fibre Colour Coding					
Fibre	Colour		Fibre	Colour	
1	Blue		13	Blue + 1 ring	
2	Orange		14	Orange + 1 ring	
3	Green		15	Green + 1 ring	
4	Brown		16	Brown + 1 ring	
5	Grey		17	Grey + 1 ring	
6	White		18	White + 1 ring	
7	Red		19	Blue + 2 rings	
8	Black		20	Orange + 2 rings	
9	Yellow		21	Green + 2 rings	
10	Violet		22	Brown + 2 rings	
11	Pink		23	Grey + 2 rings	
12	Turquoise		24	White + 2 rings	

- Full range of standard compliant multimode cables
- Singlemode OS2 cables

DESCRIPTION

LANmark-OF OM3, OM4 and OM5: Fibre cables with high performance multimode fibres for 10, 40 and 100 Gb/s Ethernet LAN applications

LANmark-OF OM3, OM4 and OM5 from Nexans Cabling Solutions offers fully standard compliant multimode fibres. LANmark-OF OM3, OM4 and OM5 ensures highest bandwidth performance for Premises, Local Area Network (LAN) and Storage Area Network (SAN) while its optimised design for low-cost 850 nm lasers (VCSEL) contributes to overall system cost reduction.

The low attenuation values of 3.0 dB/km @ 850 nm exceed the requirements of the ISO/IEC 11801 standard. The superior geometric tolerances compared to the fibre standard reduce the connector loss due to improved coupling from the light.

The effective modal bandwidth is measured with the most stringent DMD characterisation methods: LANmark-OF cables are measured against both the Effective Modal Bandwidth Calculated (EMBC) method and the mask templates standard.

LANmark-OF OM3: Key performance characteristics

- Guarantees reliable system performance for 10 Gb/s Ethernet serial transmission over 330 m.
- Guarantees reliable system performance for 40 Gb/s and 100 Gb/s Ethernet transmission over 100 m.
- Guaranteed OM3 compliance: Effective Modal Bandwidth (EMB) of 2000 Mhz.km.
- Compliant to annex D2 (DMD template requirements) and annex D3 (EMBC: calculated effective modal bandwidth) of IEC 60793-2-10 ed. 4.
- IEC 60793-2-10 as fibre type A1a.2

LANmark-OF OM4: Key performance characteristics

- Guarantees reliable system performance for 10 Gb/s Ethernet serial transmission over 550 m
- Guarantees reliable system performance for 40 Gb/s and 100 Gb/s Ethernet transmission over 150 m with LANmark-OF low loss connectivity.
- Guaranteed OM4 compliance: Effective Modal Bandwidth (EMB) of 4700 Mhz.km.
- Compliant to annex D4 (DMD template requirements) and annex D5 (EMBC: calculated effective modal bandwidth) of IEC 60793-2-10 ed. 4.
- Compliant to IEC 60793-2-10 as fibre type A1a.3

Standardization and compliances for LANmark-OF OM3, OM4 and OM5

- IEC 60793-1-49: differential mode delay (DMD) to measure effective modal bandwidth (EMB)
- IEC 60793-1-41: overfilled mode launch bandwidth (OFL BW)
- ISO/IEC 11801 (2) as OM3 and OM4 fibre



LANmark-OF

STANDARDS

International ISO/IEC 11801

LANmark-OF OS2 Singlemode cables with low water peak singlemode fibre (G.657A1)

Singlemode OS2 cables from Nexans Cabling Solution are cables with full spectrum fibres and provide enhanced performance across the entire 1260 nm to 1625 nm wavelength range. Due to its long-term low attenuation at the 1383 nm water peak region the fibres allow operation in the expanded band (wavelength across 1360 to 1480 nm).

Its full-spectrum capability allows use of lasers for DWDM and CWDM technologies. LANmark-OF OS2 Singlemode cables have low attenuation values across the entire wavelength range. They are full compatibility and interoperability with the installed fibre base, including standard singlemode fibre according to ITU-T G652A, B and C.

Standardization and compliances for LANmark-OF Singlemode OS2

- ITU-T as fibre type G.652.D
- Singlemode OS2 cable defined in ISO/IEC 11801 amendment 2
- IEC 60793-1
- IEC 60793-2-50 as fibre type B1.3

LANMARK-OF OM3 AND OM4: OPTICAL PERFORMANCE

Characteristics	OM3 Spec Values	OM4 Spec Values	Unit
Bandwidth (Overfilled Launch) 850 nm	≥ 1500	≥ 3500	Mhz.km
Bandwidth (Overfilled Launch) 1300 nm	≥ 500	≥ 500	Mhz.km
Effective Modal Bandwidth (EMB) 850 nm	≥ 2000	≥ 4700	Mhz.km
Transmission link lengths for 1 Gb/s (SX/LX)	880/550	900/550	m
Transmission link lengths for 10 Gb/s (SR/LX4)	330/300	550*/300	m
Transmission link lengths for 40 Gb/s (SR4)	100	150*	m
Transmission link lengths for 100 Gb/s (SR10)	100	150*	m
Attenuation 850 nm	3.0	3.0	dB/km
Attenuation 1300 nm	1.0	1.0	dB/km
Attenuation uniformity	≤ 0.2	≤ 0.2	dB
Numerical Aperture	0.20 ± 0.02	0.20 ± 0.02	

* with engineered link of maximum 1.0 dB connector insertion loss

LANMARK-OF OM3 AND OM4: GEOMETRICAL CHARACTERISTICS

Characteristic	Spec Values	Unit
Core Diameter	50 ± 2.5	µm
Core Non-Circularity	≤ 6.0	%
Core/Clad Concentricity	≤ 1.5	µm
Cladding Diameter	125 ± 1.0	µm
Cladding Non-Circularity	≤ 1.0	%
Coating Diameter	250 ± 15.0	µm
Coating/Clad Concentricity Error	≤ 10.0	µm

LANMARK-OF OS2 SINGLEMODE CABLES: OPTICAL PERFORMANCE

Characteristics	Spec Values	Unit
Fibre type	G.652.D	
Transmission link length for 1000Base-LX	5000	m
Transmission link length for 10GBase-LR	10000	m
Transmission link length for 10GBase-LX4	10000	m
Transmission link length for 10Gbit-FC	10000	m
Attenuation 1300 nm	0.40	dB/km
Attenuation 1385 nm	0.40	dB/km
Attenuation 1550 nm	0.28	dB/km
Attenuation uniformity	≤ 0.2	dB
Cut-off wavelength	1150 - 1330	nm
Dispersion 1285-1330 nm	≤ 3.5	ps/nm.km
Dispersion 1550 nm	≤ 18	ps/nm.km
Zero dispersion	1310 ± 10	nm
Dispersion mode polarisation	≤ 0.2	ps/√km

LANMARK-OF SINGLEMODE OS2 CABLES: GEOMETRICAL CHARACTERISTICS

Characteristic	Spec Values	Unit
Mode Field Diameter	9.2 ± 0.5	µm
Cladding Diameter	125 ± 1.0	µm
Coating Diameter	245 ± 10.0	µm
Core Non-Circularity	≤ 6.0	%
Cladding Non-Circularity	≤ 2.0	%
Proof test	100	psi

LANmark-OF Tight Buffer Universal B2ca

Contact

LAN Systems (Nexans Cabling Solutions)
 Phone: +44 (0)1256 486640
 ncs.uk@nexans.com

- Tight Buffer Universal optical fibre cable
- Indoor cable and outdoor installation in a duct
- Fully waterproof and rodent retardant
- Designed for direct termination and splicing
- Available in 6-12 and 24 fibres and in SM, OM3 and OM4

DESCRIPTION

Description and Application

The LANmark-OF Tight Buffer Universal cable is a fibre cable that can be used indoor and outdoor in a duct.

It complies with the indoor fire requirements and can be installed indoor both vertically and horizontally.

The LANmark-OF Tight Buffer Universal can also be used for outdoor installation in a duct: the water tight glass yarns make the cables fully waterproof and rodent retardant.

The LANmark-OF Tight Buffer Universal cable has 900 um buffered fibres. This second coating till 900 um provides additional protection of the fibres and facilitates the handling when terminating the fibres in a patch panel. The easy strip tight buffer design allows stripping the fibre over 10 cm in one action.

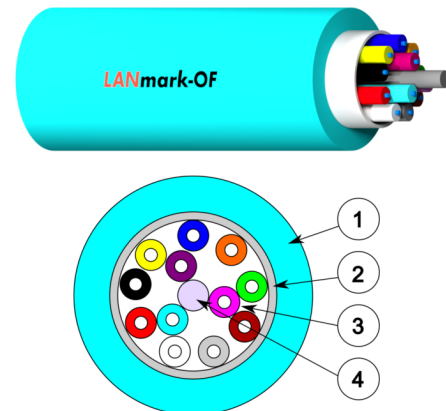
The LANmark-OF Tight Buffer Universal is most suitable for direct termination by either anaerobic or hot melt connectors. The tight buffered fibres can also be terminated with splicing of pigtailed.

Tight buffer cables are available in Aqua for OM3 and OM4 and Yellow for singlemode. High exposure to UV radiation and sunlight could lead to fading of the Aqua and Yellow jacket, but the mechanical integrity of the cable jacket will be maintained.

Construction

Legend accompanying the cross section drawing:

1. LSZH outer sheath with UV resistant additive
2. Watertight glass yarns
3. Optical fibres (900 um)
4. Central strength element



LANmark-OF

STANDARDS

International ISO/IEC 11801



Mechanical resistance to impacts
 10 impacts of 3 N.m



Flame retardant
 IEC 60332-1



Fire retardant
 IEC 60332-3



Gases toxicity
 IEC 61034



Gases corrosivity
 IEC 60754-1, IEC 60754-2



Ambient installation temperature, range
 0 .. 40 °C



Operating temperature, range
 -20 .. 70 °C



Storage temperature, range
 -40 .. 70 °C

All drawings, designs, specifications, plans and particulars of weights, size and dimensions contained in the technical or commercial documentation of Nexans is indicative only and shall not be binding on Nexans or be treated as constituting a representation on the part of Nexans.

Version 02 Generated 10/01/20 www.nexans.co.uk Page 180 / 414

LANmark-OF Tight Buffer Universal B2ca

Contact

LAN Systems (Nexans Cabling Solutions)
 Phone: +44 (0)1256 486640
 ncs.uk@nexans.com

Characteristics

- Designed for direct termination and splicing
- Dielectric design
- Indoor cable for horizontal and vertical installations
- Fire performance compliant with IEC 60332-1, IEC 60332-3, IEC 60754-1, IEC 60794, IEC61034
- Outdoor installation in a duct
- Fully waterproof
- Rodent retardant
- UV resistant
- Available in SM, OM3 and OM4
- Available in 6-12 and 24 fibres

CHARACTERISTICS

Mechanical characteristics

Crush resistance (IEC 60794-1-E3)	100 N/cm
Mechanical resistance to impacts	10 impacts of 3 N.m

Usage characteristics

Flame retardant	IEC 60332-1
Fire retardant	IEC 60332-3
Gases toxicity	IEC 61034
Gases corrosivity	IEC 60754-1, IEC 60754-2
Ambient installation temperature, range	0 .. 40 °C
Operating temperature, range	-20 .. 70 °C
Storage temperature, range	-40 .. 70 °C



Mechanical resistance to impacts
 10 impacts of 3 N.m



Flame retardant
 IEC 60332-1



Fire retardant
 IEC 60332-3



Gases toxicity
 IEC 61034



Gases corrosivity
 IEC 60754-1, IEC 60754-2



Ambient installation temperature, range
 0 .. 40 °C



Operating temperature, range
 -20 .. 70 °C



Storage temperature, range
 -40 .. 70 °C

All drawings, designs, specifications, plans and particulars of weights, size and dimensions contained in the technical or commercial documentation of Nexans is indicative only and shall not be binding on Nexans or be treated as constituting a representation on the part of Nexans.

Version 02 Generated 10/01/20 www.nexans.co.uk Page 181 / 414

LANmark-OF Tight Buffer Universal Dca

Contact

LAN Systems (Nexans Cabling Solutions)
 Phone: +44 (0)1256 486640
 ncs.uk@nexans.com

- Tight Buffer Universal optical fibre cable
- Indoor cable and outdoor installation in a duct
- Fully waterproof and rodent retardant
- Designed for direct termination and splicing
- Available in 2-24 fibres and in SM, OM3 and OM4

DESCRIPTION

Description and Application

The LANmark-OF Tight Buffer Universal cable is a fibre cable that can be used indoor and outdoor in a duct.

It complies with the indoor fire requirements and can be installed indoor both vertically and horizontally.

The LANmark-OF Tight Buffer Universal can also be used for outdoor installation in a duct: the water tight glass yarns make the cables fully waterproof and rodent retardant.

The LANmark-OF Tight Buffer Universal cable has 900 um buffered fibres. This second coating till 900 um provides additional protection of the fibres and facilitates the handling when terminating the fibres in a patch panel. The easy strip tight buffer design allows stripping the fibre over 10 cm in one action.

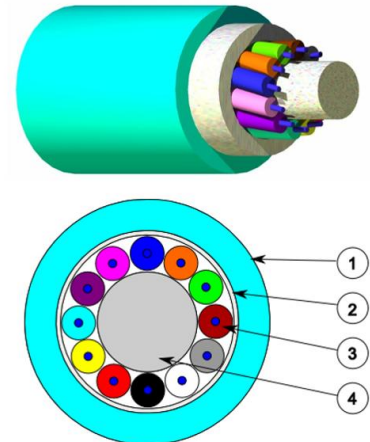
The LANmark-OF Tight Buffer Universal is most suitable for direct termination by either anaerobic or hot melt connectors. The tight buffered fibres can also be terminated with splicing of pigtails.

Tight buffer cables are available in Aqua for OM3 and OM4 and Yellow for singlemode. High exposure to UV radiation and sunlight could lead to fading of the Aqua and Yellow jacket, but the mechanical integrity of the cable jacket will be maintained.

Construction

Legend accompanying the cross section drawing:

1. LSZH outer sheath with UV resistant additive
2. Watertight glass yarns
3. Optical fibres (900 um)
4. Central strength element



LANmark-OF

STANDARDS

International ISO/IEC 11801



Mechanical resistance to impacts
 10 impacts of 3 N.m



Flame retardant
 IEC 60332-1



Fire retardant
 IEC 60332-3



Gases corrosivity
 IEC 60754-1, IEC 60754-2



Ambient installation temperature, range
 0 .. 40 °C



Operating temperature, range
 -40 .. 70 °C



Storage temperature, range
 -40 .. 70 °C



Gases toxicity
 IEC 61034

All drawings, designs, specifications, plans and particulars of weights, size and dimensions contained in the technical or commercial documentation of Nexans is indicative only and shall not be binding on Nexans or be treated as constituting a representation on the part of Nexans.

Version 2 Generated 10/01/20 www.nexans.co.uk Page 182 / 414

LANmark-OF Tight Buffer Universal Dca

Contact

LAN Systems (Nexans Cabling Solutions)
Phone: +44 (0)1256 486640
ncs.uk@nexans.com

Characteristics

- Designed for direct termination and splicing
- Dielectric design
- Indoor cable for horizontal and vertical installations
- Fire performance compliant with IEC 60332-1, IEC 60332-3, NFC 32070 C2, and NFC 32070 C1
- Outdoor cable for installation in a duct
- Fully waterproof
- Rodent retardant
- UV resistant
- Available in SM, OM3 and OM4
- Available in 2-24 fibres

CHARACTERISTICS

Mechanical characteristics

Crush resistance (IEC 60794-1-E3)	100 N/cm
Mechanical resistance to impacts	10 impacts of 3 N.m

Usage characteristics

Flame retardant	IEC 60332-1
Fire retardant	IEC 60332-3
Gases corrosivity	IEC 60754-1, IEC 60754-2
Ambient installation temperature, range	0 .. 40 °C
Operating temperature, range	-40 .. 70 °C
Storage temperature, range	-40 .. 70 °C
Gases toxicity	IEC 61034

MECHANICAL AND DIMENSIONAL CHARACTERISTICS FOR TIGHT BUFFER UNIVERSAL

Nb optical fibres	Nom. outer diam. [mm]	Approx. weight [kg/km]	Static bending rad. [mm]	Min. dynamic operating bending rad. [mm]	Maximum pulling force (IEC 60794-1-2-E1) [N]	Maximum operating pulling force [N]
2	5.3	33	55	85.0	700	200
4	5.3	33	55	85.0	700	200
6	5.3	33	55	85.0	700	200
8	5.9	41	65	95.0	1000	300



Mechanical resistance to impacts
10 impacts of 3 N.m



Flame retardant
IEC 60332-1



Fire retardant
IEC 60332-3



Gases corrosivity
IEC 60754-1, IEC 60754-2



Ambient installation temperature, range
0 .. 40 °C



Operating temperature, range
-40 .. 70 °C



Storage temperature, range
-40 .. 70 °C



Gases toxicity
IEC 61034

All drawings, designs, specifications, plans and particulars of weights, size and dimensions contained in the technical or commercial documentation of Nexans is indicative only and shall not be binding on Nexans or be treated as constituting a representation on the part of Nexans.

Version 2 Generated 10/01/20 www.nexans.co.uk Page 183 / 414

LANmark-OF Tight Buffer Universal Dca

Contact

LAN Systems (Nexans Cabling Solutions)
Phone: +44 (0)1256 486640
ncs.uk@nexans.com

Nb optical fibres	Nom. outer diam. [mm]	Approx. weight [kg/km]	Static bending rad. [mm]	Min. dynamic operating bending rad. [mm]	Maximum pulling force (IEC 60794-1-2-E1) [N]	Maximum operating pulling force [N]
12	6.5	47	70	100.0	1000	300
24	7.8	71	80	120.0	1500	450

N-NUMBERS FOR TIGHT BUFFER UNIVERSAL

Fiber optic type	Nexans ref.	Name
OM3 50/125	N165.TBUN02A	LANmark-OF Tight Buffer Universal 2x Multimode 50/125 OM3 LSZH Dca s1d0a1 Aqua
OM3 50/125	N165.TBUN04A	LANmark-OF Tight Buffer Universal 4x Multimode 50/125 OM3 LSZH Dca s1d0a1 Aqua
OM3 50/125	N165.TBUN06A	LANmark-OF Tight Buffer Universal 6x Multimode 50/125 OM3 LSZH Dca s1d0a1 Aqua
OM3 50/125	N165.TBUN08A	LANmark-OF Tight Buffer Universal 8x Multimode 50/125 OM3 LSZH Dca s1d0a1 Aqua
OM3 50/125	N165.TBUN12A	LANmark-OF Tight Buffer Universal 12x Multimode 50/125 OM3 LSZH Dca s1d0a1 Aqua
OM3 50/125	N165.TBUN24A	LANmark-OF Tight Buffer Universal 24x Multimode 50/125 OM3 LSZH Dca s1d0a1 Aqua
OM4 50/125	N167.TBUN04A	LANmark-OF Tight Buffer Universal 4x Multimode 50/125 OM4 LSZH Dca s1d0a1 Aqua
OM4 50/125	N167.TBUN06A	LANmark-OF Tight Buffer Universal 6x Multimode 50/125 OM4 LSZH Dca s1d0a1 Aqua
OM4 50/125	N167.TBUN08A	LANmark-OF Tight Buffer Universal 8x Multimode 50/125 OM4 LSZH Dca s1d0a1 Aqua
OM4 50/125	N167.TBUN12A	LANmark-OF Tight Buffer Universal 12x Multimode 50/125 OM4 LSZH Dca s1d0a1 Aqua
OM4 50/125	N167.TBUN24A	LANmark-OF Tight Buffer Universal 24x Multimode 50/125 OM4 LSZH Dca s1d0a1 Aqua
SM (G657.A1)	N164.TBUN02Y	LANmark-OF Tight Buffer Universal 2x Singlemode 9/125 OS2 LSZH Dca s1d0a1 Yellow
SM (G657.A1)	N164.TBUN04Y	LANmark-OF Tight Buffer Universal 4x Singlemode 9/125 OS2 LSZH Dca s1d0a1 Yellow
SM (G657.A1)	N164.TBUN06Y	LANmark-OF Tight Buffer Universal 6x Singlemode 9/125 OS2 LSZH Dca s1d0a1 Yellow
SM (G657.A1)	N164.TBUN08Y	LANmark-OF Tight Buffer Universal 8x Singlemode 9/125 OS2 LSZH Dca s1d0a1 Yellow
SM (G657.A1)	N164.TBUN12Y	LANmark-OF Tight Buffer Universal 12x Singlemode 9/125 OS2 LSZH Dca s1d0a1 Yellow



Mechanical resistance to impacts
10 impacts of 3 N.m



Flame retardant
IEC 60332-1



Fire retardant
IEC 60332-3



Gases corrosivity
IEC 60754-1, IEC 60754-2



Ambient installation temperature, range
0 .. 40 °C



Operating temperature, range
-40 .. 70 °C



Storage temperature, range
-40 .. 70 °C



Gases toxicity
IEC 61034

All drawings, designs, specifications, plans and particulars of weights, size and dimensions contained in the technical or commercial documentation of Nexans is indicative only and shall not be binding on Nexans or be treated as constituting a representation on the part of Nexans.

Version 2 Generated 10/01/20 www.nexans.co.uk Page 184 / 414

LANmark-OF Tight Buffer Universal Dca

Contact

LAN Systems (Nexans Cabling Solutions)
Phone: +44 (0)1256 486640
ncs.uk@nexans.com

Fiber optic type	Nexans ref.	Name
SM (G657.A1)	N164.TBUN24Y	LANmark-OF Tight Buffer Universal 24x Singlemode 9/125 OS2 LSZH Dca s1d0a1 Yellow



Mechanical resistance to impacts
10 impacts of 3 N.m



Flame retardant
IEC 60332-1



Fire retardant
IEC 60332-3



Gases corrosivity
IEC 60754-1, IEC 60754-2



Ambient installation temperature, range
0 .. 40 °C



Operating temperature, range
-40 .. 70 °C



Storage temperature, range
-40 .. 70 °C



Gases toxicity
IEC 61034

All drawings, designs, specifications, plans and particulars of weights, size and dimensions contained in the technical or commercial documentation of Nexans is indicative only and shall not be binding on Nexans or be treated as constituting a representation on the part of Nexans.

Version 2 Generated 10/01/20 www.nexans.co.uk Page 185 / 414

LANmark-OF Micro-Bundle Extractable Eca

Contact

LAN Systems (Nexans Cabling Solutions)
Phone: +44 (0)1256 486640
ncs.uk@nexans.com

- Micro-Bundle Indoor optical fibre cable
- Bundles can be extracted over 6m
- Cable for horizontal or vertical installation
- Designed for splicing with pigtailed
- Available with modularity of 12 fibres per bundle
- Available in SM, OM3, OM4

DESCRIPTION

Description and Application

The new Micro-Bundle technology from Nexans allows to manufacture a flexible and small tube. This Micro-Bundle is the central part of the new “LANmark-OF Micro-Bundle Extractable” cable design. The Micro-Bundle can be extracted over 6m from the cable. The cables are available with a bundle modularity of 12 fibres. The Micro-Bundle contains fibres with a fibre diameter of 250 µm. Termination of these fibres is done with splicing with pigtailed.

The Micro-Bundles are arranged around a central strength element. Aramid yarns provide additional strength and make the cable installer friendly. The combination of the Micro-Bundle technology, the central strength element and aramid yarns result in a mechanical robust, but also small and flexible cable.

The small bending radius of the LANmark-OF Extractable Micro-Bundle makes the cable easy to arrange in patch panels, in cable trays and in ducts.

The LANmark-OF Extractable Micro-Bundle complies with the indoor fire requirements. Since there is no drip effect of the very limited amount of gel the cable is optimised for both horizontal and vertical installations.

Construction

Legend accompanying the cross section drawing:

1. Central strength element
2. Extractable bundle Micro-Bundle till 6 m
3. Optical fibre (250 µm)
4. Reinforced aramid yarns
5. Outer sheath in LSZH material

Characteristics



Flame retardant
IEC 60332-1



Fire retardant
IEC 60332-3



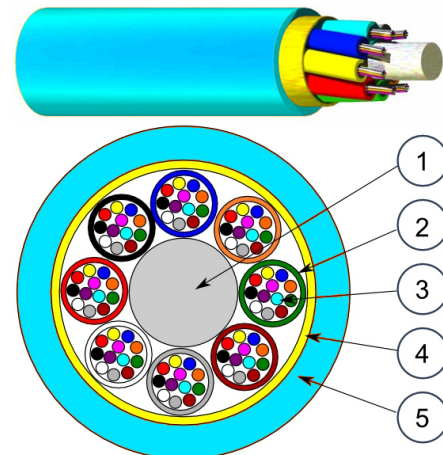
Ambient installation temperature, range
0 .. 40 °C



Operating temperature, range
-10 .. 60 °C



Storage temperature, range
-40 .. 60 °C



LANmark-OF

STANDARDS

International ISO/IEC 11801

All drawings, designs, specifications, plans and particulars of weights, size and dimensions contained in the technical or commercial documentation of Nexans is indicative only and shall not be binding on Nexans or be treated as constituting a representation on the part of Nexans.

Version 3 Generated 10/01/20 www.nexans.co.uk Page 186 / 414

LANmark-OF Micro-Bundle Extractable Eca

Contact

LAN Systems (Nexans Cabling Solutions)
Phone: +44 (0)1256 486640
ncs.uk@nexans.com

- Extractable bundle till 6 m
- Indoor cable for horizontal and vertical installations
- Flame retardant (IEC 60332-1)
- Fire retardant (IEC 60332-3)
- All dielectric design
- Designed for termination by splicing
- Aramid yarns for ease of handling and as strength element
- 12 fibres per Micro-Bundle

CHARACTERISTICS

Usage characteristics

Flame retardant	IEC 60332-1
Fire retardant	IEC 60332-3
Ambient installation temperature, range	0 .. 40 °C
Operating temperature, range	-10 .. 60 °C
Storage temperature, range	-40 .. 60 °C



Flame retardant
IEC 60332-1



Fire retardant
IEC 60332-3



Ambient installation temperature, range
0 .. 40 °C



Operating temperature, range
-10 .. 60 °C



Storage temperature, range
-40 .. 60 °C

All drawings, designs, specifications, plans and particulars of weights, size and dimensions contained in the technical or commercial documentation of Nexans is indicative only and shall not be binding on Nexans or be treated as constituting a representation on the part of Nexans.

Version 3 Generated 10/01/20 www.nexans.co.uk Page 187 / 414

LANmark-OF Micro-Bundle Universal (144F) Cca

Contact

LAN Systems (Nexans Cabling Solutions)
Phone: +44 (0)1256 486640
nxs.uk@nexans.com

- Micro-Bundle Universal optical fibre cable with High Level of Fire Performance
- Reaction to fire Cca -s1a,d0,a1 according to EN50575:2014+A1:2016
- Indoor cable and outdoor installation in a duct
- Fully waterproof and rodent resistant
- Small, but mechanical strong cable
- Bundle extraction over 2 meters
- Designed for splicing with pigtails

DESCRIPTION

Description and Application

The new Micro-Bundle technology from Nexans allows to manufacture a flexible and small tube. This Micro-Bundle is the central part of the new “LANmark-OF Micro-Bundle Universal” cable design. Each Micro-Bundle contains 12 fibres with a fibre diameter of 250 µm. Termination of these fibres is done with splicing with pigtails.

Several Micro-Bundles are arranged around a central strength element. The combination of the Micro-Bundle technology, the central strength element and the glass yarns result in a mechanical robust, but also in a small and flexible cable.

The small bending radius of the LANmark-OF Micro-Bundle Universal makes the cable easy to arrange in patch panels, in cable trays and in ducts.

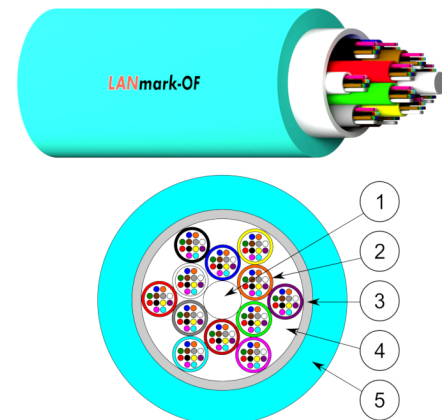
The watertight glass yarns and the very limited amount of gel inside the tube make the LANmark-OF Micro-Bundle Universal design watertight, rodent resistant and suitable for installation outdoor in a duct by pulling.

The LANmark-OF Micro-Bundle Universal complies with the indoor fire requirements. Since there is no drip effect of the very limited amount of gel the cable is optimised for both horizontal and vertical installations.

Construction

Legend accompanying the cross section drawing:

1. Central strength element
2. Optical fibre (250 µm)
3. Micro-Bundle with 12 fibres
4. Reinforced watertight glass yarns
5. Outer sheath in LSZH material with UV resistant additive



LANmark-OF

STANDARDS

International ISO/IEC 11801

LANmark-OF Micro-Bundle Universal (144F) Cca

Contact

LAN Systems (Nexans Cabling Solutions)
Phone: +44 (0)1256 486640
ncs.uk@nexans.com

Characteristics

- Micro-Bundle design for easy installation
- Indoor cable for horizontal and vertical installations
- Flame retardant (IEC 60332-1 & NFC 32070 C2)
- Fire retardant (IEC 60332-3 & NFC 32070 C1)
- Outdoor cable for installation in a duct by pulling
- Waterproof structure, rodent resistant and UV-resistant
- All dielectric design
- Designed for termination by splicing
- 12 fibres per Micro-Bundle
- Smoke Density (IEC61034)
- Reaction fo fire: Cca a1d0s1 according to EN50575:2014 +A1:2016
- Sheath Color: Aqua (OM3), Yellow (OS2)

LANmark-OF Micro-Bundle Universal (24F-96F) B2ca

Contact

LAN Systems (Nexans Cabling Solutions)
Phone: +44 (0)1256 486640
ncs.uk@nexans.com

- Micro-Bundle Universal optical fibre cable with High Level of Fire Performance
- Reaction to fire B2ca -s1a,d0,a1 according to EN50575:2014+A1:2016
- More than 4 times less total heat release compared with usual Dca cables
- Indoor cable and outdoor installation in a duct
- Fully waterproof and rodent resistant
- Small, but mechanical strong cable
- Designed for splicing with pigtails
- 24-48-96 fibres and available in all fibre grades

DESCRIPTION

Description and Application

The new Micro-Bundle technology from Nexans allows to manufacture a flexible and small tube. This Micro-Bundle is the central part of the new "LANmark-OF Micro-Bundle Universal" cable design. Each Micro-Bundle contains 12 fibres with a fibre diameter of 250 µm. Termination of these fibres is done with splicing with pigtails.

Several Micro-Bundles are arranged around a central strength element. The combination of the Micro-Bundle technology, the central strength element and the glass yarns result in a mechanical robust, but also in a small and flexible cable.

The small bending radius of the LANmark-OF Micro-Bundle Universal makes the cable easy to arrange in patch panels, in cable trays and in ducts.

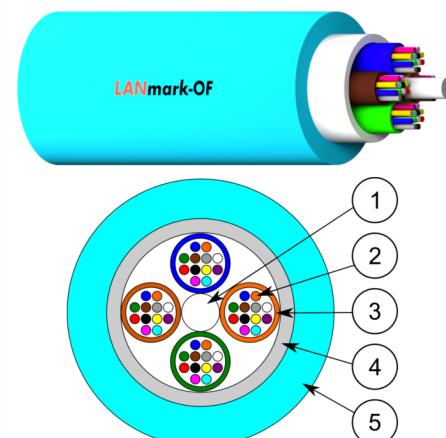
The watertight glass yarns and the very limited amount of gel inside the tube make the LANmark-OF Micro-Bundle Universal design watertight, rodent resistant and suitable for installation outdoor in a duct by pulling.

The LANmark-OF Micro-Bundle Universal complies with the indoor fire requirements. Since there is no drip effect of the very limited amount of gel the cable is optimised for both horizontal and vertical installations.

Construction

Legend accompanying the cross section drawing:

1. Central strength element
2. Optical fibre (250 µm)
3. Micro-Bundle with 12 fibres
4. Reinforced watertight glass yarns
5. Outer sheath in LSZH material with UV resistant additive



LANmark-OF

STANDARDS

International ISO/IEC 11801

LANmark-OF Micro-Bundle Universal (24F-96F) B2ca

Contact

LAN Systems (Nexans Cabling Solutions)
Phone: +44 (0)1256 486640
ncs.uk@nexans.com

Characteristics

- Micro-Bundle design for easy installation
- Indoor cable for horizontal and vertical installations
- Flame retardant (IEC 60332-1)
- Fire retardant (IEC 60332-3)
- Outdoor cable for installation in a duct
- Waterproof structure, rodent resistant and UV-resistant
- All dielectric design
- Designed for termination by splicing
- 12 fibres per Micro-Bundle
- Available in all fibre grades
- Gas Toxicity (IEC 60754) and Smoke Density (IEC61034)
- Reaction fo fire: B2ca s1ad0a1 according to EN50575:2014 +A1:2016
- Sheath Color: Aqua (OM3-OM4), Lime Green (OM5), Yellow (OS2)

LANmark-OF Micro-Bundle Universal (24F-96F) Eca

Contact

LAN Systems (Nexans Cabling Solutions)
Phone: +44 (0)1256 486640
ncs.uk@nexans.com

- Micro-Bundle Universal optical fibre cable
- Indoor cable and outdoor installation in a duct
- Fully waterproof and rodent resistant
- Small, but mechanical strong cable
- Designed for splicing with pigtails
- 24-96 fibres and available in all fibre grades

DESCRIPTION

Description and Application

The new Micro-Bundle technology from Nexans allows to manufacture a flexible and small tube. This Micro-Bundle is the central part of the new “LANmark-OF Micro-Bundle Universal” cable design. Each Micro-Bundle contains 12 fibres with a fibre diameter of 250 µm. Termination of these fibres is done with splicing with pigtails.

Up to 8 Micro-Bundles are arranged around a central strength element. The combination of the Micro-Bundle technology, the central strength element and the glass yarns result in a mechanical robust, but also in a small and flexible cable.

The small bending radius of the LANmark-OF Micro-Bundle Universal makes the cable easy to arrange in patch panels, in cable trays and in ducts.

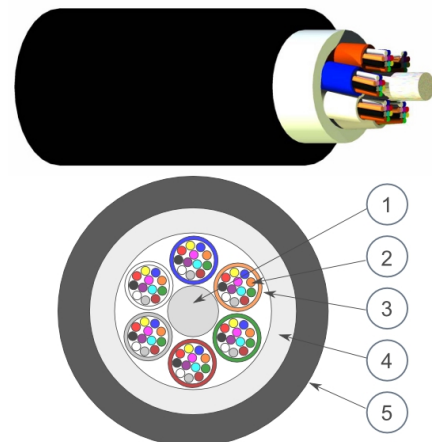
The watertight glass yarns and the very limited amount of gel inside the tube make the LANmark-OF Micro-Bundle Universal design watertight, rodent resistant and suitable for installation outdoor in a duct by pulling.

The LANmark-OF Micro-Bundle Universal complies with the indoor fire requirements. Since there is no drip effect of the very limited amount of gel the cable is optimised for both horizontal and vertical installations.

Construction

Legend accompanying the cross section drawing:

1. Central strength element
2. Optical fibre (250 µm)
3. Micro-Bundle with 12 fibres
4. Reinforced watertight glass yarns
5. Outer sheath in LSZH material with UV resistant additive



LANmark-OF

STANDARDS

International ISO/IEC 11801

LANmark-OF Micro-Bundle Universal (24F-96F) Eca

Contact

LAN Systems (Nexans Cabling Solutions)
Phone: +44 (0)1256 486640
ncs.uk@nexans.com

Characteristics

- Micro-Bundle design for easy installation
- Indoor cable for horizontal and vertical installations
- Flame retardant (IEC 60332-1)
- Fire retardant (IEC 60332-3)
- Outdoor cable for installation in a duct
- Waterproof structure, rodent resistant and UV-resistant
- All dielectric design
- Designed for termination by splicing
- 12 fibres per Micro-Bundle
- Available in 24, 48 and 96 fibres
- Available in all fibre grades
- Gas Toxicity (IEC 60754) and Smoke Density (IEC61034)

N-NUMBER FOR MICRO-BUNDLE UNIVERSAL (24F-72F)

Fiber optic type	Nexans ref.	Name
OM3 50/125	N165.MBUN24	LANmark-OF Micro-Bundle Universal 24x Multimode 50/125 OM3 LSZH Eca Black
OM3 50/125	N165.MBUN48	LANmark-OF Micro-Bundle Universal 48x Multimode 50/125 OM3 LSZH Eca Black
OM3 50/125	N165.MBUN72	LANmark-OF Micro-Bundle Universal 72x Multimode 50/125 OM3 LSZH Eca Black
OM3 50/125	N165.MBUN96	LANmark-OF Micro-Bundle Universal 96x Multimode 50/125 OM3 LSZH Eca Black
OM4 50/125	N167.MBUN24	LANmark-OF Micro-Bundle Universal 24x Multimode 50/125 OM4 LSZH Eca Black
OM4 50/125	N167.MBUN48	LANmark-OF Micro-Bundle Universal 48x Multimode 50/125 OM4 LSZH Eca Black
OM4 50/125	N167.MBUN72	LANmark-OF Micro-Bundle Universal 72x Multimode 50/125 OM4 LSZH Eca Black
OM4 50/125	N167.MBUN96	LANmark-OF Micro-Bundle Universal 96x Multimode 50/125 OM4 LSZH Eca Black
SM (G657.A1)	N164.MBUN24	LANmark-OF Micro-Bundle Universal 24x Singlemode 9/125 OS2 LSZH Eca Black
SM (G657.A1)	N164.MBUN48	LANmark-OF Micro-Bundle Universal 48x Singlemode 9/125 OS2 LSZH Eca Black
SM (G657.A1)	N164.MBUN72	LANmark-OF Micro-Bundle Universal 72x Singlemode 9/125 OS2 LSZH Eca Black
SM (G657.A1)	N164.MBUN96	LANmark-OF Micro-Bundle Universal 96x Singlemode 9/125 OS2 LSZH Eca Black

LANmark-OF Micro-Bundle Universal (4F-12F) B2ca

Contact

LAN Systems (Nexans Cabling Solutions)
Phone: +44 (0)1256 486640
ncs.uk@nexans.com

- Micro-Bundle Universal optical fibre cable with High Level of Fire Performance
- Reaction to fire B2ca-s1,d0,a1 according to EN50575:2014+A1:2016
- More than 4 times less heat release compared with usual Dca cables
- Indoor cable and outdoor installation in a duct
- Fully waterproof and rodent retardant
- Designed for splicing with pigtails
- 4-12 fibres and available in all fibre grades

DESCRIPTION

Description and Application

The new Micro-Bundle technology from Nexans allows to manufacture a very flexible and small tube that is the central part of the new "LANmark-OF Micro-Bundle Universal" cable design. This results in a small, flexible, but mechanical robust cable. The central tube contains up till 12 fibres with a fibre diameter of 250 µm. Termination of these fibres is done with splicing with pigtails.

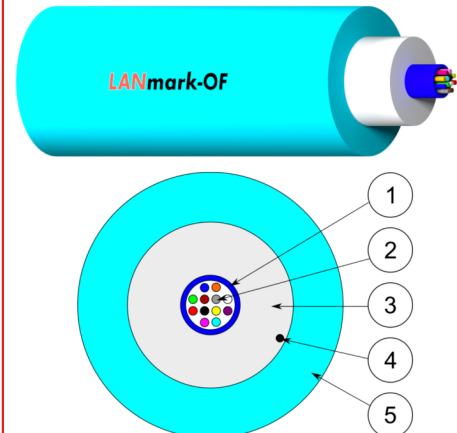
The small bending radius of the Micro-Bundle makes the cable easy to arrange in patch panels and for installations in data centres and backbones.

The watertight glass yarns and the very limited amount of gel inside the tube makes this cable design watertight and suitable for installation outdoor in a duct by pulling.

The fire performance of the LANmark-OF Micro-Bundle Universal allows indoor installation as well. Since there is no drip effect of the very limited amount of gel the cable is optimised for both horizontal and vertical installations.

Construction

1. Central Micro-Bundle
2. Optical fibres (250 µm)
3. Reinforced watertight glass yarns
4. Ripcord
5. LSZH outer jacket with UV resistant additive



LANmark-OF

STANDARDS

International ISO/IEC 11801



Halogen free
IEC 60754-1



Mechanical
resistance to
impacts
10 impacts of 3
N.m



Flame retardant
IEC 60332-1



Fire retardant
IEC 60332-3



Smoke density
IEC 61034-2



Gases toxicity
IEC 60754-1



U.V resistance
Very good



Water proof
Longitudinal &
radial

All drawings, designs, specifications, plans and particulars of weights, size and dimensions contained in the technical or commercial documentation of Nexans is indicative only and shall not be binding on Nexans or be treated as constituting a representation on the part of Nexans.

Version V1 Generated 10/01/20 www.nexans.co.uk Page 194 / 414

LANmark-OF Micro-Bundle Universal (4F-12F) B2ca

Contact

LAN Systems (Nexans Cabling Solutions)
Phone: +44 (0)1256 486640
ncs.uk@nexans.com

Characteristics

- Micro-Bundle design for easy installation
- Indoor cable for horizontal and vertical installation
- Flame retardant (IEC 60332-1)
- Fire retardant (IEC 60332-3)
- Outdoor cable for installation in a duct
- Designed for termination by splicing
- Central Micro-Bundle design for easy installation
- All dielectric design
- Waterproof structure, Rodent retardant and UV-resistant
- Flame retardant (IEC 60332-1) and fire retardant (IEC 60332-3)
- Available in all fibre grades and from 4-12 fibres
- Gas Toxicity (IEC 60754) and Smoke Density (IEC61034)
- Reaction to fire B2ca s1d0a1 according to EN50575:2014+A1:2016
- Sheath color: Aqua (OM3-OM4), Yellow (OS2), Lime Green (OM5)



Halogen free
IEC 60754-1



Mechanical
resistance to
impacts
10 impacts of 3
N.m



Flame retardant
IEC 60332-1



Fire retardant
IEC 60332-3



Smoke density
IEC 61034-2



Gases toxicity
IEC 60754-1



U.V resistance
Very good



Water proof
Longitudinal &
radial

All drawings, designs, specifications, plans and particulars of weights, size and dimensions contained in the technical or commercial documentation of Nexans is indicative only and shall not be binding on Nexans or be treated as constituting a representation on the part of Nexans.

Version V1 Generated 10/01/20 www.nexans.co.uk Page 195 / 414

LANmark-OF Micro-Bundle Universal (4F-12F) B2ca

Contact

LAN Systems (Nexans Cabling Solutions)
Phone: +44 (0)1256 486640
ncs.uk@nexans.com

CHARACTERISTICS

Construction characteristics

Construction type	Unibundle
Outer sheath	LSZH
Halogen free	IEC 60754-1
Metal free	Yes

Dimensional characteristics

Nominal outer diameter	6.0 mm
Approximate weight	45 kg/km

Mechanical characteristics

Maximum pulling force (IEC 60794-1-2-E1)	2200 N
Maximum operating pulling force	700 N
Crush resistance (IEC 60794-1-E3)	200 N/cm
Mechanical resistance to impacts	10 impacts of 3 N.m

Usage characteristics

Flame retardant	IEC 60332-1
Fire retardant	IEC 60332-3
Smoke density	IEC 61034-2
Gases toxicity	IEC 60754-1
U.V resistance	Very good
Water proof	Longitudinal & radial
Installation type	Indoor/Outdoor
Installation temperature, range	0 .. 40 °C
Storage temperature, range	-40 .. 60 °C
Operating temperature, range	-40 .. 60 °C
Minimum static operating bending radius	60 mm
Laying operation bending radius	60 mm

All drawings, designs, specifications, plans and particulars of weights, size and dimensions contained in the technical or commercial documentation of Nexans is indicative only and shall not be binding on Nexans or be treated as constituting a representation on the part of Nexans.

Version V1 Generated 10/01/20 www.nexans.co.uk Page 196 / 414



LANmark-OF Micro-Bundle Universal (4F-12F) Dca

Contact

LAN Systems (Nexans Cabling Solutions)
Phone: +44 (0)1256 486640
ncs.uk@nexans.com

- Micro-Bundle Universal optical fibre cable
- Indoor cable and outdoor installation in a duct
- Fully waterproof and rodent retardant
- Designed for splicing with pigtails
- 4-12 fibres and available in all fibre grades

DESCRIPTION

Description and Application

The new Micro-Bundle technology from Nexans allows to manufacture a very flexible and small tube that is the central part of the new "LANmark-OF Micro-Bundle Universal" cable design. This results in a small, flexible, but mechanical robust cable. The central tube contains up till 12 fibres with a fibre diameter of 250 μ m. Termination of these fibres is done with splicing with pigtails.

The small bending radius of the Micro-Bundle makes the cable easy to arrange in patch panels and for installations in data centres and backbones.

The watertight glass yarns and the very limited amount of gel inside the tube makes this cable design watertight and suitable for installation outdoor in a duct by pulling.

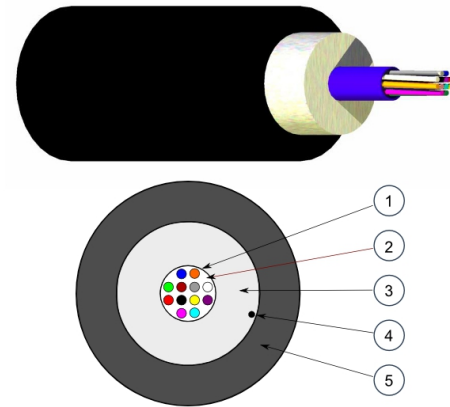
The fire performance of the LANmark-OF Micro-Bundle Universal allows indoor installation as well. Since there is no drip effect of the very limited amount of gel the cable is optimised for both horizontal and vertical installations.

Construction

1. Central Micro-Bundle
2. Optical fibres (250 μ m)
3. Reinforced watertight glass yarns
4. Ripcord
5. LSZH outer jacket with UV resistant additive

Characteristics

- Indoor cable for horizontal and vertical installation
- Outdoor cable for installation in a duct
- Designed for termination by splicing
- Central Micro-Bundle design for easy installation
- All dielectric
- Waterproof structure, Rodent retardant and UV-resistant
- Flame retardant (IEC 60332-1) and fire retardant (IEC 60332-3)
- Available in all fibre grades and from 4-12 fibres
- Gas Toxicity (IEC 60754) and Smoke Density (IEC61034)



LANmark-OF

STANDARDS

International ISO/IEC 11801



Mechanical resistance to impacts
1 impact of 3 N.m



Flame retardant
IEC 60332-1



Fire retardant
IEC 60332-3



Ambient installation temperature, range
0 .. 40 °C



Operating temperature, range
-20 .. 60 °C



Storage temperature, range
-40 .. 60 °C



Minimum dynamic operating bending radius
60.0 mm



Minimum static operating bending radius
60 mm

All drawings, designs, specifications, plans and particulars of weights, size and dimensions contained in the technical or commercial documentation of Nexans is indicative only and shall not be binding on Nexans or be treated as constituting a representation on the part of Nexans.

Version 4 Generated 10/01/20 www.nexans.co.uk Page 197 / 414

LANmark-OF Micro-Bundle Universal (4F-12F) Dca

Contact

LAN Systems (Nexans Cabling Solutions)
Phone: +44 (0)1256 486640
ncs.uk@nexans.com

CHARACTERISTICS

Mechanical characteristics

Maximum pulling force (IEC 60794-1-2-E1)	2200 N
Maximum operating pulling force	700 N
Crush resistance (IEC 60794-1-E3)	200 N/cm
Mechanical resistance to impacts	1 impact of 3 N.m

Usage characteristics

Flame retardant	IEC 60332-1
Fire retardant	IEC 60332-3
Ambient installation temperature, range	0 .. 40 °C
Operating temperature, range	-20 .. 60 °C
Storage temperature, range	-40 .. 60 °C
Minimum dynamic operating bending radius	60.0 mm
Minimum static operating bending radius	60 mm

N-NUMBERS FOR MICRO-BUNDLE UNIVERSAL

Fiber optic type	Nexans ref.	Name
OM3 50/125	N165.MBUN04	LANmark-OF Micro-Bundle Universal 4x Multimode 50/125 OM3 LSZH Dca s1d0a1 Black
OM3 50/125	N165.MBUN06	LANmark-OF Micro-Bundle Universal 6x Multimode 50/125 OM3 LSZH Dca s1d0a1 Black
OM3 50/125	N165.MBUN08	LANmark-OF Micro-Bundle Universal 8x Multimode 50/125 OM3 LSZH Dca s1d0a1 Black
OM3 50/125	N165.MBUN12	LANmark-OF Micro-Bundle Universal 12x Multimode 50/125 OM3 LSZH Dca s1d0a1 Black
OM4 50/125	N167.MBUN04	LANmark-OF Micro-Bundle Universal 4x Multimode 50/125 OM4 LSZH Dca s1d0a1 Black
OM4 50/125	N167.MBUN06	LANmark-OF Micro-Bundle Universal 6x Multimode 50/125 OM4 LSZH Dca s1d0a1 Black
OM4 50/125	N167.MBUN08	LANmark-OF Micro-Bundle Universal 8x Multimode 50/125 OM4 LSZH Dca s1d0a1 Black
OM4 50/125	N167.MBUN12	LANmark-OF Micro-Bundle Universal 12x Multimode 50/125 OM4 LSZH Dca s1d0a1 Black
SM (G657.A1)	N164.MBUN04	LANmark-OF Micro-Bundle Universal 4x Singlemode 9/125 OS2 LSZH Dca s1d0a1 Black
SM (G657.A1)	N164.MBUN06	LANmark-OF Micro-Bundle Universal 6x Singlemode 9/125 OS2 LSZH Dca s1d0a1 Black
SM (G657.A1)	N164.MBUN08	LANmark-OF Micro-Bundle Universal 8x Singlemode 9/125 OS2 LSZH Dca s1d0a1 Black
SM (G657.A1)	N164.MBUN12	LANmark-OF Micro-Bundle Universal 12x Singlemode 9/125 OS2 LSZH Dca s1d0a1 Black

All drawings, designs, specifications, plans and particulars of weights, size and dimensions contained in the technical or commercial documentation of Nexans is indicative only and shall not be binding on Nexans or be treated as constituting a representation on the part of Nexans.

Version 4 Generated 10/01/20 www.nexans.co.uk Page 198 / 414



LANmark-OF UDPE

Contact

LAN Systems (Nexans Cabling Solutions)
Phone: +44 (0)1256 486640
ncs.uk@nexans.com

- Unitube Dielectric (UD) armoured fiberoptic cable
- Suitable for outdoor in ducts or direct burial
- Full dielectric design
- Available in all fibre grades and till 24 fibres
- Rodent resistance

DESCRIPTION

Description and Application

The LANmark-OF UDPE cable is designed as an outside campus cable. It can be pulled or pushed inside ducts, or can be also directly buried. Its full dielectric armoring does not provide an electrical path and hence the cable can be used to connect buildings.

The central loose tube is surrounded by robust strength elements: Fibre Reinforced Plastic (FRP) units. These FRP provide a high rodent resistant and a high resistant against impacts and compression. There are 9 FRP for fiber counts up to 12FO and then 10 FPR for structure up to 24FO.

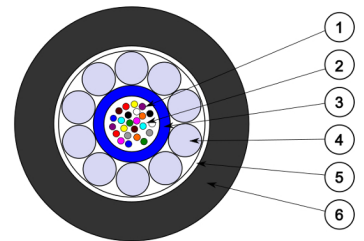
The loose tube design has a capacity of up to 24 fibres. Diameter of the fibres is 250 µm. Termination of these fibres is done with splicing of pigtails.

The cable is watertight due to the gel in the loose tube and the watertight bending elements.

Construction

Legend accompanying the cross section drawing:

1. Optical fibres (250 µm)
2. Gel
3. Loose tube
4. Peripheric Fibre Reinforced Plastic strength elements
5. Binding and waterblocking elements
6. HDPE outer jacket with UV resistant additive



LANmark-OF

STANDARDS

International ISO/IEC 11801



Ambient installation temperature, range
0 .. 40 °C



Operating temperature, range
-30 .. 60 °C



Storage temperature, range
-40 .. 70 °C

All drawings, designs, specifications, plans and particulars of weights, size and dimensions contained in the technical or commercial documentation of Nexans is indicative only and shall not be binding on Nexans or be treated as constituting a representation on the part of Nexans.

Version 1 Generated 10/01/20 www.nexans.co.uk Page 199 / 414

Characteristics

- Outdoor cable for installation in a duct or direct burial
- Designed for termination by splicing
- Central loose tube design
- All dielectric design with FRP reinforcement and glass yarns
- Waterproof structure, rodent resistant and UV-resistant
- Available in all fibre grades
- Available from 4-24 fibres
- Excellent friction properties

CHARACTERISTICS

Usage characteristics

Ambient installation temperature, range	0 .. 40 °C
Operating temperature, range	-30 .. 60 °C
Storage temperature, range	-40 .. 70 °C



Ambient installation temperature, range
0 .. 40 °C



Operating temperature, range
-30 .. 60 °C



Storage temperature, range
-40 .. 70 °C

LANmark-OF Fire Performance Cables

Contact

LAN Systems (Nexans Cabling Solutions)
Phone: +44 (0)1256 486640
ncs.uk@nexans.com

- Fire resistant cables
- Security applications
- Rodent protection

DESCRIPTION

Description and Application

This cable range is designed with different type of cables which have high fire performance.

They are designed to resist to fire in order to maintain transmission for data, video, phone.

These cable are indoor / outdoor and watertight. Different options are available as dielectric design, or metallic armouring.



LANmark-OF

PRODUCT LIST

Nexans ref.	Name	Number of optical fibres	Fiber optic type
☎ N164.UGFR24B-G652D	LANmark-OF Loose Tube 24x Singlemode 9/125 G652D LSZH-FR Fire Resistance Black	24	SM (G.652D)
☎ N164.UGFR08B-G652D	LANmark-OF Loose Tube 8x Singlemode 9/125 G652D LSZH-FR Fire Resistance Black	8	SM (G.652D)

☎ = Make to order, 📦 = In stock

All drawings, designs, specifications, plans and particulars of weights, size and dimensions contained in the technical or commercial documentation of Nexans is indicative only and shall not be binding on Nexans or be treated as constituting a representation on the part of Nexans.

Version 1 Generated 10/01/20 www.nexans.co.uk Page 201 / 414

LANmark-OF MC LSZH

Contact

LAN Systems (Nexans Cabling Solutions)
Phone: +44 (0)1256 486640
ncs.uk@nexans.com

- Multitube Armored cable
- Corrugated steel tape protection
- Provides full rodent protection
- Available with singlemode fibre

DESCRIPTION

Description and Application

The construction is suitable for use in indoor and outdoor for direct burial. The multitube structure is protected by a corrugated steel tape armour and sheathed with an LSZH-FR outer Jacket. This provides excellent rodent protection and high crush resistance.

The cable design has a capacity of up to 72 fibres with 6 tubes of 12fibers with fibre diameter of 250 µm. Termination of these fibres is done with splicing of pigtailed. The cable structure is watertight with gel in the loose tubes.

Construction

Legend accompanying the cross section drawing:

1. Central strength element
2. Loose Tube
3. 250 µm optical fibers
4. Jelly
5. Binding elements
6. Corrugated steel armour
7. PE outer sheath
8. Ripcords

Characteristics

- Central FRP strength element (Fiber Reinforced Plastic)
- Tube filled with Jelly
- Designed for termination by splicing
- Metallic armouring
- Waterproof structure
- Excellent rodent protection
- Superior crush resistance
- Outer Sheath of LSZH-FR material
- flame non propagation (IEC 60332-1 & NFC 32070 C2)
- Available in singlemode
- Available in 24-72 fibres



LANmark-OF

STANDARDS

International ISO/IEC 11801

Contact

LAN Systems (Nexans Cabling Solutions)
Phone: +44 (0)1256 486640
ncs.uk@nexans.com

PRODUCT LIST

Nexans ref.	Name	Number of optical fibres	Fiber optic type
☎ N164.MCLZ48B	LANmark-OF MC 48x Singlemode 9/125 OS2 LSZH Black	48	SM (G657.A1)

☎ = Make to order, 📦 = In stock

LANmark-OF MC PE

Contact

LAN Systems (Nexans Cabling Solutions)
Phone: +44 (0)1256 486640
ncs.uk@nexans.com

- Multitube outdoor cable for direct burial
- Corrugated steel tape armour
- Available singlemode
- Provides full rodent protection

DESCRIPTION

Description and Application

The construction is suitable for use outdoor for direct burial. It consists of a multitube structure protected by corrugated steel tape armouring. This provides excellent rodent protection and high crush resistance. The cable has a HDPE outer jacket.

The multi tube design has a capacity of up to 144 fibres. Different cable designs are available: 6 tubes of 12fibers up to 72FO, 8 tubes up to 96FO and 12 tubes up to 144FO. Diameter of the fibres is 250 um. Termination of these fibres is done with splicing of pigtails.

The cable is watertight due to the gel in the loose tube and the water swellable yarns.


Construction

Legend accompanying the cross section drawing:

1. Central strength element
2. Loose Tube
3. 250 um optical fibers
4. Gel
5. Water swellable yarns
6. Ripcords
7. Corrugated steel armour
8. PE outer jacket

Characteristics

- Outdoor cable for direct burial
- Designed for termination by splicing
- Multitube cable around central strength element
- Corrugated steel protection
- Waterproof structure
- Excellent rodent protection
- PE outer sheath
- High crush resistance
- Available in singlemode
- Available in 24-144 fibres



LANmark-OF

STANDARDS

International ISO/IEC 11801

PRODUCT LIST

Nexans ref.	Name	Number of optical fibres	Fiber optic type
☎ N164.MCPE144B	LANmark-OF MC 144x Singlemode 9/125 OS2 PE Black	144	SM (G657.A1)
☎ N164.MCPE24B	LANmark-OF MC 24x Singlemode 9/125 OS2 PE Black	24	SM (G657.A1)
☎ N164.MCPE48B	LANmark-OF MC 48x Singlemode 9/125 OS2 PE Black	48	SM (G657.A1)
☎ N164.MCPE72B	LANmark-OF MC 72x Singlemode 9/125 OS2 PE Black	72	SM (G657.A1)
☎ N164.MCPE96B	LANmark-OF MC 96x Singlemode 9/125 OS2 PE Black	96	SM (G657.A1)

☎ = Make to order, 📦 = In stock

LANmark-OF MD PE/PE

Contact

LAN Systems (Nexans Cabling Solutions)
Phone: +44 (0)1256 486640
ncs.uk@nexans.com

- Multitube outdoor cable for direct burial
- Dielectric protection with flat fibre reinforced plastic
- Available in singlemode till 96F
- Provides full rodent protection and high crush resistance
- Inner and outer jacket in PE

DESCRIPTION

Description and Application

The construction is suitable for use outdoor for direct burial. It consists of a multitube structure protected by full dielectric flat fibre reinforced plastic. This provides excellent rodent protection and high crush resistance. The cable has an inner and outer HDPE jacket. The multi tube design has a capacity of up to 96 fibres. Diameter of the fibres is 250 um. Termination of these fibres is done with splicing of pigtails. The cable is watertight due to the gel in the loose tube and the watertight yarns.

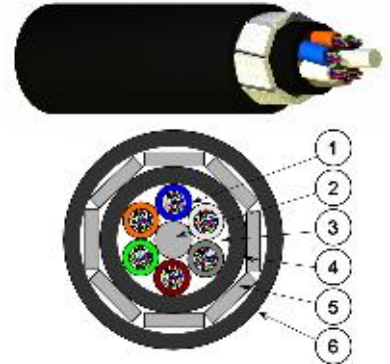
Construction

Legend accompanying the cross section drawing:

1. Tubes with 250 um fibres
2. Central FRP strength element
3. Waterblocking yarns
4. Inner sheath of PE
5. Reinforcing flat FRP
6. Outer sheath of PE

Features

- Outdoor cable for direct burial
- Designed for termination by splicing
- Multitube cable around central strength element
- Dielectric armoring with flat fibre reinforced plastic (FRP)
- Waterproof structure
- Excellent rodent resistant
- PE outer sheath
- High crush resistance
- Available in singlemode
- Available in 24-48-72-96 fibres



LANmark-OF

STANDARDS

International ISO/IEC 11801



Mechanical resistance to impacts
100 impacts of 5 N.m



Minimum static operating bending radius
270 mm



Minimum dynamic operating bending radius
360.0 mm



Ambient installation temperature, range
0 .. 40 °C



Operating temperature, range
-30 .. 70 °C



Storage temperature, range
-40 .. 80 °C

All drawings, designs, specifications, plans and particulars of weights, size and dimensions contained in the technical or commercial documentation of Nexans is indicative only and shall not be binding on Nexans or be treated as constituting a representation on the part of Nexans.

Version 2 Generated 10/01/20 www.nexans.co.uk Page 206 / 414

The Nexans logo, featuring a stylized red 'N' followed by the word 'Nexans' in a black sans-serif font.

CHARACTERISTICS

Dimensional characteristics

Nominal outer diameter	15.9 mm
Approximate weight	240 kg/km







Mechanical characteristics



Maximum pulling force (IEC 60794-1-2-E1)	12000 N
Maximum operating pulling force	6000 N
Mechanical resistance to impacts	100 impacts of 5 N.m
Crush resistance (IEC 60794-1-E3)	600 N/cm

Usage characteristics

Minimum static operating bending radius	270 mm
Minimum dynamic operating bending radius	360.0 mm
Ambient installation temperature, range	0 .. 40 °C
Operating temperature, range	-30 .. 70 °C
Storage temperature, range	-40 .. 80 °C

PRODUCT LIST

Nexans ref.	Name	Number of optical fibres	Fiber optic type
 N164.MD24P694	LANmark-OF MD 24x Singlemode 9/125 OS2 PE Black		SM (G657.A1)
 N164.MD24P694	LANmark-OF MD 24x Singlemode 9/125 OS2 PE Black		SM (G657.A1)
 N164.MDPEPE24B	LANmark-OF MD 24x Singlemode 9/125 OS2 PE/PE Black	24	SM (G657.A1)
 N164.MDPEPE48B	LANmark-OF MD 48x Singlemode 9/125 OS2 PE/PE Black	48	SM (G657.A1)
 N164.MDPEPE72B	LANmark-OF MD 72x Singlemode 9/125 OS2 PE/PE Black	72	SM (G657.A1)
 N164.MDPEPE96B	LANmark-OF MD 96x Singlemode 9/125 OS2 PE/PE Black	96	SM (G657.A1)

 = Make to order,  = In stock



Mechanical resistance to impacts
100 impacts of 5 N.m



Minimum static operating bending radius
270 mm



Minimum dynamic operating bending radius
360.0 mm



Ambient installation temperature, range
0 .. 40 °C



Operating temperature, range
-30 .. 70 °C



Storage temperature, range
-40 .. 80 °C

All drawings, designs, specifications, plans and particulars of weights, size and dimensions contained in the technical or commercial documentation of Nexans is indicative only and shall not be binding on Nexans or be treated as constituting a representation on the part of Nexans.

Version 2 Generated 10/01/20 www.nexans.co.uk Page 207 / 414

LANmark-OF UC PE

Contact

LAN Systems (Nexans Cabling Solutions)
Phone: +44 (0)1256 486640
ncs.uk@nexans.com

UC optical fibre cables

- Outdoor in ducts or direct burial
- Corrugated steel tape armour
- Available in all fibres grades
- Provides full rodent protection

DESCRIPTION

Description and Application

The construction is suitable for use outdoor in ducts and for direct burial. It consists of a corrugated steel tape armouring providing full rodent protection. It is surrounded by glass yarns. The cable has a HDPE outer jacket.

The loose tube design has a capacity of up to 24 fibres. Diameter of the fibres is 250 um. Termination of these fibres is done with splicing of pigtails.

The cable is watertight due to the gel in the loose tube and the watertight glass yarns.

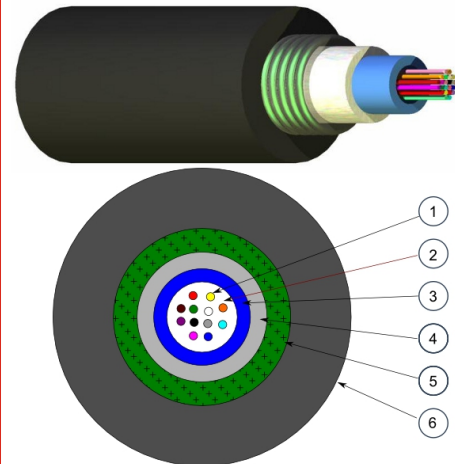
Construction

Legend accompanying the cross section drawing:

1. Optical fibres (250 um)
2. Gel
3. Loose tube
4. Reinforced watertight glass yarns
5. Corrugated steel tape armour
6. PE outer jacket with UV resistant additive

Characteristics

- Outdoor cable for installation in a duct or direct burial
- Designed for termination by splicing
- Central loose tube design
- Corrugated steel protection
- Waterproof structure, rodent resistant and UV-resistant
- Available in all fibre grades
- Available from 4-24 fibres



LANmark-OF

STANDARDS

International ISO/IEC 11801



Mechanical resistance to impacts
3 impacts of 5 N.m



Minimum static operating bending radius
130 mm



Minimum dynamic operating bending radius
180.0 mm



Ambient installation temperature, range
0 .. 40 °C



Operating temperature, range
-40 .. 70 °C



Storage temperature, range
-40 .. 70 °C

All drawings, designs, specifications, plans and particulars of weights, size and dimensions contained in the technical or commercial documentation of Nexans is indicative only and shall not be binding on Nexans or be treated as constituting a representation on the part of Nexans.

Version 3 Generated 10/01/20 www.nexans.co.uk Page 208 / 414

CHARACTERISTICS

Dimensional characteristics

Nominal outer diameter	8.5 mm
Approximate weight	85 kg/km

Mechanical characteristics

Maximum pulling force (IEC 60794-1-2-E1)	1500 N
Maximum operating pulling force	450 N
Mechanical resistance to impacts	3 impacts of 5 N.m
Crush resistance (IEC 60794-1-E3)	300 N/cm

Usage characteristics

Minimum static operating bending radius	130 mm
Minimum dynamic operating bending radius	180.0 mm
Ambient installation temperature, range	0 .. 40 °C
Operating temperature, range	-40 .. 70 °C
Storage temperature, range	-40 .. 70 °C

LANmark-OF UG Universal Dca

Contact

LAN Systems (Nexans Cabling Solutions)
 Phone: +44 (0)1256 486640
 ncs.uk@nexans.com

- Unitube indoor/outdoor cable
- Good fire performance
- Large operation temperature range

DESCRIPTION

Description and Application

The cable is designed for indoor and outdoor installation. The design is made of a central loose tube surrounded by reinforcing yarns and a LSZH jacket incorporating 2 lateral strength members.

The cable is watertight due to the gel in the loose tube and the watertight swellable yarns.

The UGUN contains up to 24 fibres (Diameter 250µm). Termination of these fibres is done with splicing of pigtails.

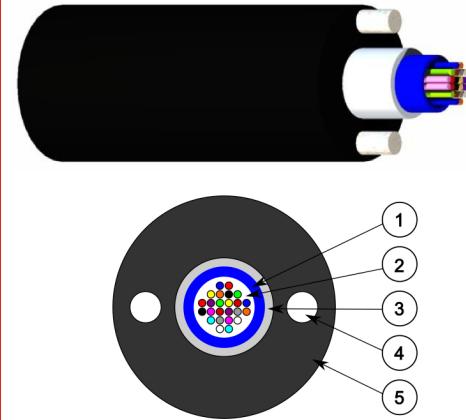
Construction

Legend accompanying the cross section drawing:

- 1. Central loose tube with 250 µm fibres
- 2. Gel
- 3. Reinforcing yarns
- 4. Lateral strengths members
- 5. LSZH Outer sheath

Features

- Indoor / Outdoor cable
- Designed for termination by splicing
- Unitube design with Lateral Strength Elements
- Full dielectric design
- Waterproof structure
- Wide temperature range



LANmark-OF

STANDARDS

International ISO/IEC 11801

PRODUCT LIST

Nexans ref.	Name	Number of optical fibres	Fiber optic type
☎ N165.UGUN12-GD	LANmark-OF UGUN 12x Multimode 50/125 OM3 LSZH Dca s1d0a1 Green	12	OM3 50/125
☎ N167.UGUN12-AD	LANmark-OF UGUN 12x Multimode 50/125 OM4 LSZH Dca s1d0a1 Aqua	12	OM4 50/125
☎ N164.UGUN12-PD	LANmark-OF UGUN 12x Singlemode 9/125 OS2 LSZH Dca s1d0a1 Purple	12	SM (G657.A1)
☎ N165.UGUN24-GD	LANmark-OF UGUN 24x Multimode 50/125 OM3 LSZH Dca s1d2a1 Green	24	OM3 50/125
☎ N167.UGUN24-AD	LANmark-OF UGUN 24x Multimode 50/125 OM4 LSZH Dca s1d2a1 Aqua	24	OM4 50/125

☎ = Make to order, 📦 = In stock

All drawings, designs, specifications, plans and particulars of weights, size and dimensions contained in the technical or commercial documentation of Nexans is indicative only and shall not be binding on Nexans or be treated as constituting a representation on the part of Nexans.

Version 1 Generated 10/01/20 www.nexans.co.uk Page 210 / 414



LANmark-OF UG Universal Dca

Contact

LAN Systems (Nexans Cabling Solutions)
Phone: +44 (0)1256 486640
ncs.uk@nexans.com

Nexans ref.	Name	Number of optical fibres	Fiber optic type
☎ N164.UGUN24-PD	LANmark-OF UGUN 24x Singlemode 9/125 OS2 LSZH Dca s1d2a1 Purple	24	SM (G657.A1)

☎ = Make to order, 📦 = In stock

LANmark-OF UG/MG PE

Contact

LAN Systems (Nexans Cabling Solutions)
Phone: +44 (0)1256 486640
ncs.uk@nexans.com

- Unitube or multitube outdoor cable for installation in a duct
- Glass yarns protection and PE jacket
- Installation by pulling and blowing
- Watertight and rodent retardant

DESCRIPTION

Description and Application

The cable consists of an unitube or multitube loose tube structure surrounded by watertight glass yarns and a PEHD jacket.

The cable is watertight due to the gel in the loose tube and the watertight yarns. The glass yarns also provide rodent protection.

The reinforced cable can be installed outdoor in a duct by pulling or by blowing. The PEHD jacket has excellent friction properties for this installation type.

The UG-type has one unitube with 12 or 24 fibres. The MG-range contains multiple loose tubes. Each loose tube has 12 fibres. The maximum fibre capacity is 144 fibres for the MG-family.

Diameter of the fibres is 250 µm. Termination of these fibres is done with splicing of pigtails.


Construction

Legend accompanying the cross section drawing:

- 1. Central FRP strength element
- 2. 250 µm fibres
- 3. Loose tubes
- 4. Gel
- 5. Binding element
- 6. Waterblocking yarns
- 7. Rip cord
- 8. Outer sheath of PE

Features

- Outdoor cable for installation in a duct by pulling or blowing
- Designed for termination by splicing
- Unitube or multitube cable around central strength element
- Full dielectric design
- Waterproof structure
- Rodent retardant
- Wide temperature range



LANmark-OF

STANDARDS

International ISO/IEC 11801

All drawings, designs, specifications, plans and particulars of weights, size and dimensions contained in the technical or commercial documentation of Nexans is indicative only and shall not be binding on Nexans or be treated as constituting a representation on the part of Nexans.

Version 2 Generated 10/01/20 www.nexans.co.uk Page 212 / 414

PRODUCT LIST

Nexans ref.	Name	Number of optical fibres	Fiber optic type
☎ N164.MGPE144B	LANmark-OF MG 144x Singlemode 9/125 OS2 PE Black	144	SM (G657.A1)
☎ N164.MGPE24B	LANmark-OF MG 24x Singlemode 9/125 OS2 PE Black	24	SM (G657.A1)
☎ N164.MGPE48B	LANmark-OF MG 48x Singlemode 9/125 OS2 PE Black	48	SM (G657.A1)
☎ N164.MGPE72B	LANmark-OF MG 72x Singlemode 9/125 OS2 PE Black	72	SM (G657.A1)
☎ N164.MGPE96B	LANmark-OF MG 96x Singlemode 9/125 OS2 PE Black	96	SM (G657.A1)
☎ N164.UGPE12B	LANmark-OF UG 12x Singlemode 9/125 OS2 PE Black	12	SM (G657.A1)
☎ N164.UGPE24B	LANmark-OF UG 24x Singlemode 9/125 OS2 PE Black	24	SM (G657.A1)

☎ = Make to order, 📦 = In stock

LANmark-OF UC Universal Eca

Contact

LAN Systems (Nexans Cabling Solutions)
Phone: +44 (0)1256 486640
ncs.uk@nexans.com

UC optical fibre cables

- Indoor/Outdoor cable
- Corrugated steel tape armour
- Gel filled tube
- All fibre grades
- Provides full rodent protection
- Low Smoke Zero Halogene (LSZH)

DESCRIPTION

Description and Application

The construction is suitable for indoor/outdoor use. It consists of a corrugated steel tape armouring providing full rodent protection. It is surrounded by glass yarns. The cable has a LSZH outer jacket.

The loose tube design has a capacity of up to 24 fibres. Diameter of the fibres is 250 um. Termination of these fibres is done with splicing of pigtails.

The cable is watertight due to the gel in the loose tube and the watertight glass yarns.

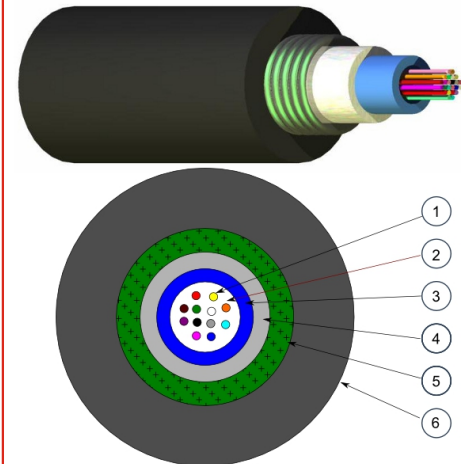
Construction

Legend accompanying the cross section drawing:

1. Optical fibres (250 um)
2. Gel
3. Loose tube
4. Reinforced watertight glass yarns
5. Corrugated steel tape armour
6. LSZH outer jacket with UV resistant additive

Characteristics

- Indoor/Outdoor cable
- Flame retardant (IEC 60332-1 and NFC 32070 C2) and fire retardant (IEC 60332-3 and NFC 32070 C1)
- Designed for termination by splicing
- Central loose tube design
- Corrugated steel protection
- Waterproof structure, rodent resistant and UV-resistant
- Available in all fibre grades
- Available from 4-24 fibres



LANmark-OF

STANDARDS

International ISO/IEC 11801

Cables - LANmark-OF ZC (2.0 mm) LSZH

Contact

LAN Systems (Nexans Cabling Solutions)
Phone: +44 (0)1256 486640
ncs.uk@nexans.com

ZipCord optical fibre cables

- Designed for direct termination for especially LC connectors
- Suitable for indoor use in horizontal cabling and risers
- Suitable for use in patch assembly
- Available in all fibre grades

DESCRIPTION

Application

LANmark-OF ZC optical fibre cables have been designed for applications where a high level of installation, environmental and optical performance is required. The ZipCord range is most suitable for direct termination in patch assembly and in risers and horizontal cabling.

The majority of the tight buffered cables are suitable for both internal & external environments and are all dielectric with excellent flame retardance

Applications support :

- FDDI 100 Mbps
- Ethernet 10 base FL
- Fast Ethernet 100 base FX
- Gbit Ethernet 1000 base SX/LX
- 10Gbit Ethernet 10000 base SX(*)
- Fibre Channel 1.0625 Gbps
- ATM 155 Mbps
- ATM 622 Mbps

(*) in accordance with IEEE 802.3ae

Performance

LANmark-OF Tight Buffered optical fibre cables are available with standard multimode & singlemode fibres whilst the LANmark-OFxt ranges are supplied with Laser Optimised multimode fibres offering extended application distances for Gigabit Ethernet.

Construction

Legend accompanying the cross section drawing:

1. 900 µm tight buffered fibre
2. Aramid yarns reinforcement
3. Flame retardant halogen free outer sheath



LANmark-OF

STANDARDS

International ISO/IEC 11801



Minimum static operating bending radius
30 mm



Ambient installation temperature, range
0 .. 40 °C



Operating temperature, range
-10 .. 60 °C



Storage temperature, range
-30 .. 60 °C

All drawings, designs, specifications, plans and particulars of weights, size and dimensions contained in the technical or commercial documentation of Nexans is indicative only and shall not be binding on Nexans or be treated as constituting a representation on the part of Nexans.

Version 2 Generated 10/01/20 www.nexans.co.uk Page 215 / 414

Cables - LANmark-OF ZC (2.0 mm) LSZH

Contact

LAN Systems (Nexans Cabling Solutions)
Phone: +44 (0)1256 486640
ncs.uk@nexans.com

CHARACTERISTICS

Construction characteristics

Type of cable	Zip Cord (ZC)
Material of filler / inner sheath	Aramid yarn
Outer sheath	LSZH-FR

Dimensional characteristics

Number of optical fibres	2
Height	2 mm
Width	4 mm
Approximate weight	6 kg/km

Mechanical characteristics

Maximum pulling force by laying	0.1 kN
Maximum permanent tensile load	5 kN
Crush resistance (IEC 60794-1-E3)	100 N/cm

Usage characteristics

Installation type	Indoor
Minimum static operating bending radius	30 mm
Ambient installation temperature, range	0 .. 40 °C
Operating temperature, range	-10 .. 60 °C
Storage temperature, range	-30 .. 60 °C

PRODUCT LIST

Nexans ref.	Name	Fiber optic type
☎ N165.101A	LANmark-OF ZC (2,0mm) 2x Multimode 50/125 OM3 LSZH Aqua	OM3 50/125
☎ N167.101A	LANmark-OF ZC (2,0mm) 2x Multimode 50/125 OM4 LSZH Aqua	OM4 50/125
☎ N164.101Y	LANmark-OF ZC (2,0mm) 2x Singlemode 9/125 OS2 LSZH Yellow	SM (G657.A1)

☎ = Make to order, 📦 = In stock

LANmark-OF UG/MG LSZH

Contact

LAN Systems (Nexans Cabling Solutions)
Phone: +44 (0)1256 486640
nxs.uk@nexans.com

- Loose tube fibre cable
- Outdoor installation in a duct
- Horizontal and vertical installation indoor
- Designed for splicing with ST, SC or LC pigtails
- 4-24 fibres
- Available in all fibre grades
-

DESCRIPTION

Description and Application

The loose tube design from Nexans provide a strong cable with high resistance to impacts.

The central tube contains up till 24 fibres with a diameter of 250 um. For multitubes, the tubes contains up to 12 fibres. Termination of these fibres is done with splicing with pigtails.

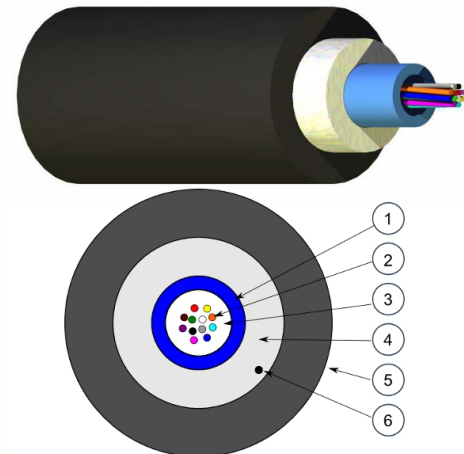
The watertight glass yarns and the gel inside the tube makes this cable design watertight and suitable for installation outdoor in a duct by pulling. Its fire performance allows indoor installation as well.

Construction

1. Loose tube
2. Optical fibre (250 um)
3. Gell
4. Reinforced watertight glass yarns
5. LSZH outer jacket with UV resistant additive
6. Ripcord

Characteristics

- Outdoor cable for installation in a duct and indoor cable
- Designed for termination by splicing
- Central looetube / Multitube design
- All dielectric
- Waterproof structure
- Rodent retardant
- UV-resistant
- Flame non propagation (IEC 60332-1)
- Fire non propagation (IEC 60331-3 & NFC 32070-C1)
- Available in all fibre grades
- Available from 4-24 fibres
- Reaction to Fire Eca, according to EN50575:2014+A1:2016



LANmark-OF

STANDARDS





International ISO/IEC 11801



All drawings, designs, specifications, plans and particulars of weights, size and dimensions contained in the technical or commercial documentation of Nexans is indicative only and shall not be binding on Nexans or be treated as constituting a representation on the part of Nexans.

Version 1 Generated 10/01/20 www.nexans.co.uk Page 217 / 414

The Nexans logo consists of a stylized red 'N' followed by the word 'Nexans' in a black sans-serif font.

PRODUCT LIST

Nexans ref.	Name	Number of optical fibres	Fiber optic type
 N164.MGUN24B-G652D	LANmark-OF MG 24x Singlemode 9/125 G652D LSZH Black	24	SM (G.652D)
 N164.MGUN48B-G652D	LANmark-OF MG 48x Singlemode 9/125 G652D LSZH Black	48	SM (G.652D)
 N164.MG48L1499-G652D	LANmark-OF MG 48x Singlemode 9/125 G652D LSZH Black	48	SM (G.652D)
 N164.MGUN08B-G652D	LANmark-OF MG 8x Singlemode 9/125 G652D LSZH Black	8	SM (G.652D)

 = Make to order,  = In stock

Fibre Connectors & Connector Accessories

Contact

LAN Systems (Nexans Cabling Solutions)
Phone: +44 (0)1256 486640
ncs.uk@nexans.com

LANmark-OF offers cutting edge connectivity products including connectors, couplers, pigtails, patch cords,...


Each product has been thoroughly developed to ensure best system offering while meeting stringent international standards.

Small Form Factor products

Full range of pigtails, patchcords and adaptors supporting both small form factor MT-RJ and LC connectors as well as ST and SC connectors.

Snap-in concept

Nexans 'snap-in' format allows quick and easy installation without screws. They are available in SC format as well as the small form factor LC and MT-RJ connectors.



LANmark-OF Anaerobic Connectors - Bulk Packaging

Contact

LAN Systems (Nexans Cabling Solutions)
Phone: +44 (0)1256 486640
nxs.uk@nexans.com

- Connectors for on-site termination
- Suitable for installation on 900µm fibre
- Bulk packaging for ease of installation
- Installed using the Nexans anaerobic toolkit

DESCRIPTION

Nexans offers a large range of Fibre Optics connectors for field termination practices. All these connectors meet most recent standard ISO 11801 releases.

Connector type available in bulk packaging are SC and LC. Both connectors are available in singlemode and multimode versions.

For installers' convenience the connector bodies are all packed in one bag. The connectors' boots are packed in another bag separately. This bulk packaging reduces the time to unpack individual packed connectors and eliminates packaging waste.

For optimal installations, Nexans recommends to use its LANmark-OF Toolkit SM & MM Anaerobic Connector (starter kit), ref.: 102.230. This toolkit provides a comprehensive set of tools and consumables for easier on-site jobs and is supplied with illustrated installation manual.

Detailed description connectors


- Zirconia ceramic ferrule
- Outer diameter ferrule: 2.5 mm for SC and ST connectors and 1.25 mm for LC connectors
- Ferrule hole size: 126 µm for Singlemode connectors and 127 µm for multimode connectors
- Typical insertion loss: 0.2 dB
- Return loss > 35 dB for multimode and 45 dB for Singlemode connectors
- Durability < 0.1 dB typical change after 500 matings

Compliance to standards

- SC-connector: IEC 61754-04
- LC-connector: IEC 61754-20

Features/Benefits

- Fast anaerobic cure with adhesive and activator
- Limited consumable set required
- Overall cost effective technology for small projects: low cost connector, no investment in expensive tools
- No investment in furnace or expensive splicing tool required
- No investment in polishing machine: hand polish suggested
- Does not require electrical power to install
- Installation done within minutes
- Short set up time: No warming up of furnace required
- Reliable solution: No index matching gel in connector



LANmark-OF

STANDARDS

International ISO/IEC 11801

All drawings, designs, specifications, plans and particulars of weights, size and dimensions contained in the technical or commercial documentation of Nexans is indicative only and shall not be binding on Nexans or be treated as constituting a representation on the part of Nexans.





Version 1 Generated 10/01/20 www.nexans.co.uk Page 220 / 414



LANmark-OF Anaerobic Connectors - Bulk Packaging

Contact

LAN Systems (Nexans Cabling Solutions)
Phone: +44 (0)1256 486640
ncs.uk@nexans.com

PRODUCT LIST

Nexans ref.	Name	Fiber optic type	Connector type
 N205.630bulk	LANmark-OF LC Connector Multimode Anaerobic 900µm 100X	Multimode	LC
 N205.635bulk	LANmark-OF LC Connector Singlemode Anaerobic 900µm 100X	SingleMode 9/125	LC
 N205.645bulk	LANmark-OF SC Connector Singlemode Anaerobic 900µm 100X	SingleMode 9/125	SC
 N205.643bulk	LANmark-OF SC Connector Multimode Anaerobic 900µm Aqua 100X	Multimode	SC

 = Make to order,  = In stock

LANmark-OF Anaerobic Connectors - Individually Packed

Contact

LAN Systems (Nexans Cabling Solutions)
Phone: +44 (0)1256 486640
ncs.uk@nexans.com

- Connector for on-site termination
- Installed using the Nexans anaerobic toolkit
- Suitable for installation on 900µm fibre as well as on cable
-


DESCRIPTION

Nexans offers a large range of Fibre Optics connectors for field termination practices. All these connectors meet most recent standard ISO 11801 releases.

Connector type available :

- SC
- ST
- LC

For optimal installations, Nexans recommends to use its Anaerobic Toolkit (ref.: 102.220). This toolkit provides a comprehensive set of tools and consumables for easier on-site jobs and is supplied with illustrated installation manual.








LANmark-OF

STANDARDS

International ISO/IEC 11801

PRODUCT LIST

Nexans ref.	Name	Fiber optic type	Connector type
 N205.633	LANmark-OF LC Connector Multimode Anaerobic 900µm Aqua	Multimode	LC
 N205.643	LANmark-OF SC Connector Multimode Anaerobic 900µm Aqua	Multimode	SC
 N205.634	LANmark-OF LC Connector Multimode Anaerobic 2.0mm Aqua	Multimode	LC

 = Make to order,  = In stock

All drawings, designs, specifications, plans and particulars of weights, size and dimensions contained in the technical or commercial documentation of Nexans is indicative only and shall not be binding on Nexans or be treated as constituting a representation on the part of Nexans.

Version 2 Generated 10/01/20 www.nexans.co.uk Page 222 / 414

The Nexans logo, featuring a stylized red 'N' followed by the word 'Nexans' in a black sans-serif font.

Connector Accessories

Contact

LAN Systems (Nexans Cabling Solutions)
Phone: +44 (0)1256 486640
ncs.uk@nexans.com

DESCRIPTION

Tools & accessories for termination of Nexans connectors



LANmark-OF

STANDARDS








International ISO/IEC 11801



All drawings, designs, specifications, plans and particulars of weights, size and dimensions contained in the technical or commercial documentation of Nexans is indicative only and shall not be binding on Nexans or be treated as constituting a representation on the part of Nexans.

Version 2 Generated 10/01/20 www.nexans.co.uk Page 223 / 414



PRODUCT LIST

Nexans ref.	Name
 N102.221	Adhesive & Activator for Anaerobic Connector
 N102.230	LANmark-OF Toolkit SM & MM Anaerobic Connector (starter kit)
 N102.222	Polishing Paper 1 micron for Anaerobic Toolkit (50/bag)
 N102.224	Polishing Paper 12 micron for Anaerobic Toolkit (10/bag)
 N102.223	Polishing Paper 3 micron for Anaerobic Toolkit (50/bag)
 N102.225	Syringes for Anaerobic Toolkit (50/box)
 N102.226	Wipes for Anaerobic Toolkit (100/box)

 = Make to order,  = In stock

Pre-Terminated Fibre Assemblies


Contact

LAN Systems (Nexans Cabling Solutions)
Phone: +44 (0)1256 486640
ncs.uk@nexans.com

This added-value offer enables fast network deployment and removes the requirement for specialized termination training, consumables and toolkits. Every assembly is developed and manufactured by optical engineers to individual customer requirements: cable length, connector type, fibre grade, fanouts size, ...

All LANmark-OF Pre-Term assemblies are fully terminated and tested in a quality assured factory environment. They are delivered with test results and benefit from the 25 year LANmark-OF warranty program.

LANmark-OF Pre-Term significantly reduces installation time and cost while guaranteeing full scalability and long lasting reliability for every situation whether campus, backbone, Local/Storage Area Network or Data Centre.



LANmark-OF ENSPACE LC/LC Pre-Term Euroclass B2ca

Contact

LAN Systems (Nexans Cabling Solutions)
Phone: +44 (0)1256 486640
ncs.uk@nexans.com

- Factory terminated LC fibre assembly
- ENSPACE Pre-Term for installation in LANmark-OF ENSPACE Patch Panel
- Fibre count: 12F, 24F, 48F and 96F
- Fibre type: OM3, OM4 and singlemode (OS2)
- Small cable diameter reduces required data centre space

DESCRIPTION

The assembly consists of a Micro-Bundle Universal Bca cable terminated with LC connectors on each side in a factory.

Pre-Term for data centres, buildings and campus based on Micro-Bundle Universal

The cable has a small diameter and bend radius to meet data centre requirements.

The cable is watertight and rodent retardant due to the glass yarns. It can be used in buildings and between buildings.

Fire performance

The cables have been tested for fire performance according to the new Construction Product Regulation: EN50575:2014 +A1:2016.

According to this standard the cables have a very high fire performance with minimal fire load and spread, smoke density, droplets and acidity: B2cas1,d0,a1.

The Declaration Of Performance for these cables can be found under fibre cables and the corresponding cable for fibre count and fibre type in the section "Micro-Bundle Universal Bca".

In addition the cables meet the requirements for flame non-propagation (IEC 60332-1) and fire non-propagation (IEC 60332-3).

Pre-Term characteristics

The Pre-Term has a dual stage fan-out design.

The first fan-out point is between the cable and the legs of the fan-out. Each leg of the fan-out contains 1 Micro-Bundle with 12 fibres inside. This fan-out has been reinforced with aramid yarns.

The second fan-out distributes the reinforced Micro-Bundle into 12 buffered fibres. The second fan-out is optimized for installation and fixation into the ENSPACE adaptor modules.



LANmark-OF

STANDARDS

International ISO/IEC 11801



Ambient installation temperature, range
0 .. 40 °C



Storage temperature, range
-20 .. 60 °C



Flame retardant
IEC 60332-1



Fire retardant
IEC 60332-3

All drawings, designs, specifications, plans and particulars of weights, size and dimensions contained in the technical or commercial documentation of Nexans is indicative only and shall not be binding on Nexans or be treated as constituting a representation on the part of Nexans.

Version 1 Generated 10/01/20 www.nexans.co.uk Page 226 / 414

LANmark-OF ENSPACE LC/LC Pre-Term Euroclass B2ca

Contact

LAN Systems (Nexans Cabling Solutions)
Phone: +44 (0)1256 486640
ncs.uk@nexans.com

The Tight Buffered fibres of the Pre-Term are easy to arrange inside a ENSPACE module since they are at the same time flexible and robust enough to handle.

The connectors on the Tight Buffered fibres have coloured boots for identification in compliance with the TIA/EIA standard. In manufacturing a fibre pair flip has been implemented. When installing the connectors inside the ENSPACE modules the coloured boots need to match the colours of the integrated strip inside the ENSPACE module to obtain transmit-receive polarity in the channel.

The fan-out is protected with a bubble foam for protection during transport and installation. Every bundle of 12 connectors has an additional individual protection to avoid mixing them up with other connectors.

A pulling eye system is positioned at one side of the Pre-Term to facilitate the installation. This pulling eye is connected to the internal strength element of the cable. The maximum pulling force on the pulling eye is 450N.

The LC/LC Pre-Terms come with a PG-13 cable gland that fits into the LANmark-OF ENSPACE patch panel slots.

In order to reduce overlengths in data centers the Pre-Terms are custom made and available with 1m increments. The "xxx" in the N-number is the length in metre between the cable glands, i.e. the Pre-Term length between the rear of the patch panels.

The typical value for the insertion loss for the low loss LC/LC connection is 0,15 dB. The limit value is 0,25 dB measured according to standard IEC61300-3-4. The minimum return loss is measured according to standard IEC 61300-3-6. For a multimode LC connection the RL is 30 dB, for a singlemode LC connection it is 40 dB and for a LC/APC connection it is 55 dB.

All LANmark-OF Pre-term assemblies are fully terminated and tested in a quality assured factory environment.

CHARACTERISTICS

Usage characteristics

Ambient installation temperature, range	0 .. 40 °C
Storage temperature, range	-20 .. 60 °C
Flame retardant	IEC 60332-1
Fire retardant	IEC 60332-3



Ambient installation temperature, range
0 .. 40 °C



Storage temperature, range
-20 .. 60 °C



Flame retardant
IEC 60332-1



Fire retardant
IEC 60332-3

All drawings, designs, specifications, plans and particulars of weights, size and dimensions contained in the technical or commercial documentation of Nexans is indicative only and shall not be binding on Nexans or be treated as constituting a representation on the part of Nexans.















Version 1 Generated 10/01/20 www.nexans.co.uk Page 227 / 414



LANmark-OF ENSPACE LC/LC Pre-Term Euroclass B2ca

Contact

LAN Systems (Nexans Cabling Solutions)
Phone: +44 (0)1256 486640
ncs.uk@nexans.com

PRODUCT LIST

Nexans ref.	Name
 N157.D012LLExxx-AB	LANmark-OF ENSPACE Pre-Term OM4 x12F LC(900µm)-LC(900µm) fan out E xxxm LSZH B2ca Aqua
 N157.D012LLExxx-VB	LANmark-OF ENSPACE Pre-Term OM4 x12F LC(900µm)-LC(900µm) fan out E xxxm LSZH B2ca Violet
 N157.D024LLExxx-AB	LANmark-OF ENSPACE Pre-Term OM4 x24F LC(900µm)-LC(900µm) fan out E xxxm LSZH B2ca Aqua
 N157.D024LLExxx-VB	LANmark-OF ENSPACE Pre-Term OM4 x24F LC(900µm)-LC(900µm) fan out E xxxm LSZH B2ca Violet
 N157.D048LLExxx-AB	LANmark-OF ENSPACE Pre-Term OM4 x48F LC(900µm)-LC(900µm) fan out E xxxm LSZH B2ca Aqua
 N157.D048LLExxx-VB	LANmark-OF ENSPACE Pre-Term OM4 x48F LC(900µm)-LC(900µm) fan out E xxxm LSZH B2ca Violet
 N157.D096LLExxx-AB	LANmark-OF ENSPACE Pre-Term OM4 x96F LC(900µm)-LC(900µm) fan out E xxxm LSZH B2ca Aqua
 N157.D096LLExxx-VB	LANmark-OF ENSPACE Pre-Term OM4 x96F LC(900µm)-LC(900µm) fan out E xxxm LSZH B2ca Violet
 N159.D012LLExxx-LB	LANmark-OF ENSPACE Pre-Term OM5 x12F LC(900µm)-LC(900µm) fan out E xxxm LSZH B2ca Lime Green
 N159.D024LLExxx-LB	LANmark-OF ENSPACE Pre-Term OM5 x24F LC(900µm)-LC(900µm) fan out E xxxm LSZH B2ca Lime Green
 N154.D012LLExxx-YB	LANmark-OF ENSPACE Pre-Term SM x12F LC(900µm)-LC(900µm) fan out E xxxm LSZH B2ca Yellow
 N154.D024LLExxx-YB	LANmark-OF ENSPACE Pre-Term SM x24F LC(900µm)-LC(900µm) fan out E xxxm LSZH B2ca Yellow
 N154.D048LLExxx-YB	LANmark-OF ENSPACE Pre-Term SM x48F LC(900µm)-LC(900µm) fan out E xxxm LSZH B2ca Yellow
 N154.D096LLExxx-YB	LANmark-OF ENSPACE Pre-Term SM x96F LC(900µm)-LC(900µm) fan out E xxxm LSZH B2ca Yellow

 = Make to order,  = In stock



Ambient installation temperature, range
0 .. 40 °C



Storage temperature, range
-20 .. 60 °C



Flame retardant
IEC 60332-1



Fire retardant
IEC 60332-3

All drawings, designs, specifications, plans and particulars of weights, size and dimensions contained in the technical or commercial documentation of Nexans is indicative only and shall not be binding on Nexans or be treated as constituting a representation on the part of Nexans.

Version 1 Generated 10/01/20 www.nexans.co.uk Page 228 / 414

LANmark-OF ENSPACE Method B MTP-MTP Pre-Term Bca

Contact

LAN Systems (Nexans Cabling Solutions)
Phone: +44 (0)1256 486640
ncs.uk@nexans.com

- Factory terminated MTP-MTP fibre assembly
- Flexible fan-out for ease of installation in patch panel
- Small cable diameter reduces required data centre space
- Method B polarity Pre-Term
- Only one type of patch cords and one type of cassettes required for parallel transmission
- Fibre count: 12F, 24F, 48F and 96F
- Fibre type: OM3, OM4 and singlemode (OS2)

DESCRIPTION

Pre-Term for data centres, buildings and campus based on Micro-Bundle Universal

The cable has a small diameter and bend radius to meet data centre requirements.

The cable is watertight and rodent retardant due to the glass yarns. It can be used in buildings and between buildings.

Fire performance

The cables have been tested for fire performance according to the new Construction Product Regulation: EN50575:2014 +A1:2016.

According to this standard the cables have a very high fire performance with minimal fire load and spread, smoke density, droplets and acidity: B2cas1,d0,a1.

The Declaration Of Performance for these cables can be found under fibre cables and the corresponding cable for fibre count and fibre type in the section "Micro-Bundle Universal Bca".

In addition the cables meet the requirements for flame non-propagation (IEC 60332-1) and fire non-propagation (IEC 60332-3).

MTP*-MTP Pre-Term characteristics

The MTP-MTP Pre-Term has standard pinned (male) connectors. This matches with the un-pinned (female) connectors in the ENSPACE modules and the female Plug&Play modules.

In order to reduce overlengths in data centers the Pre-Terms are custom made and available with 1m increments. The "xxx" in the N-number is the length in metre between the cable glands, i.e. the Pre-Term length between the back side of the patch panels.



LANmark-OF

STANDARDS

International ISO/IEC 11801



Ambient installation temperature, range
0 .. 40 °C



Storage temperature, range
-20 .. 60 °C



Flame retardant
IEC 60332-1



Fire retardant
IEC 60332-3

All drawings, designs, specifications, plans and particulars of weights, size and dimensions contained in the technical or commercial documentation of Nexans is indicative only and shall not be binding on Nexans or be treated as constituting a representation on the part of Nexans.

Version 1 Generated 10/01/20 www.nexans.co.uk Page 229 / 414

The Nexans logo, featuring a stylized red 'N' followed by the word 'Nexans' in a black sans-serif font.

LANmark-OF ENSPACE Method B MTP-MTP Pre-Term Bca

Contact

LAN Systems (Nexans Cabling Solutions)
Phone: +44 (0)1256 486640
ncs.uk@nexans.com

After the cable gland the Pre-Term has a fan-out. The fan-out splits the cable into tubes. The tubes are reinforced with aramid yarns. At the end of each tube a MTP-connector is mounted. The jacket of the tube is the same colour as the cable jacket. Close to the MTP-connector a label is installed to identify the number of the leg.

The Pre-Terms are optimized for both pulling and laying in data centers. On both sides the MTP connectors are protected by a bubble foam. On one side there is also a protecting net around the fan-out with MTP connectors and a pulling eye. The maximum pulling force on the pulling eye is 450N.

The MTP-MTP Pre-Terms come with a PG-13 cable gland that fits into the LANmark-OF ENSPACE and Plug&Play patch panel slots.

Optical Performance and Polarity

The typical value for the insertion loss for a low loss multimode and singlemode MTP-MTP* connection is 0,125 dB. The limit value is 0,3 dB measured according

to standard IEC61300-3-45.

The minimum return loss for a multimode MTP connection is 20 dB measured according to IEC 61300-3-6. The minimum return loss for a singlemode MTP connection is 45 dB measured according to IEC 61300-3-6.

The method B Pre-Term has a straight key up / key up design. This is in agreement with standard TIA 568-B-1-7-2006 method B.

For a duplex transmission like for 10GBase-SR (10G) polarity in the channel is maintained with this method B design and the use of a straight cassette on side A and a crossed cassette on side B. In addition the same patch cords can be used on both sides.

For parallel optics like for 40GBase-SR4 (40G) these method B Pre-Terms can be used with key up/key down adaptors on both sides of the channel. The same straight female-female patch cords can be used on both sides.

CHARACTERISTICS

Usage characteristics

Ambient installation temperature, range	0 .. 40 °C
Storage temperature, range	-20 .. 60 °C
Flame retardant	IEC 60332-1
Fire retardant	IEC 60332-3



Ambient installation temperature, range
0 .. 40 °C



Storage temperature, range
-20 .. 60 °C



Flame retardant
IEC 60332-1



Fire retardant
IEC 60332-3

All drawings, designs, specifications, plans and particulars of weights, size and dimensions contained in the technical or commercial documentation of Nexans is indicative only and shall not be binding on Nexans or be treated as constituting a representation on the part of Nexans.















Version 1 Generated 10/01/20 www.nexans.co.uk Page 230 / 414



LANmark-OF ENSPACE Method B MTP-MTP Pre-Term Bca

Contact

LAN Systems (Nexans Cabling Solutions)
Phone: +44 (0)1256 486640
nxs.uk@nexans.com

PRODUCT LIST

Nexans ref.	Name
 N157.B012MMExxx-AB	LANmark-OF ENSPACE Method B Pre-Term OM4 x12F MTP/M-MTP/M Low Loss fan out E xxxm LSZH B2ca Aqua
 N157.B012MMExxx-VB	LANmark-OF ENSPACE Method B Pre-Term OM4 x12F MTP/M-MTP/M Low Loss fan out E xxxm LSZH B2ca Violet
 N157.B024MMExxx-AB	LANmark-OF ENSPACE Method B Pre-Term OM4 x24F MTP/M-MTP/M Low Loss fan out E xxxm LSZH B2ca Aqua
 N157.B024MMExxx-VB	LANmark-OF ENSPACE Method B Pre-Term OM4 x24F MTP/M-MTP/M Low Loss fan out E xxxm LSZH B2ca Violet
 N157.B048MMExxx-AB	LANmark-OF ENSPACE Method B Pre-Term OM4 x48F MTP/M-MTP/M Low Loss fan out E xxxm LSZH B2ca Aqua
 N157.B048MMExxx-VB	LANmark-OF ENSPACE Method B Pre-Term OM4 x48F MTP/M-MTP/M Low Loss fan out E xxxm LSZH B2ca Violet
 N157.B096MMExxx-AB	LANmark-OF ENSPACE Method B Pre-Term OM4 x96F MTP/M-MTP/M Low Loss fan out E xxxm LSZH B2ca Aqua
 N157.B096MMExxx-VB	LANmark-OF ENSPACE Method B Pre-Term OM4 x96F MTP/M-MTP/M Low Loss fan out E xxxm LSZH B2ca Violet
 N159.B012MMExxx-LB	LANmark-OF ENSPACE Method B Pre-Term OM5 x12F MTP/M-MTP/M Low Loss fan out E xxxm LSZH B2ca Lime Green
 N159.B024MMExxx-LB	LANmark-OF ENSPACE Method B Pre-Term OM5 x24F MTP/M-MTP/M Low Loss fan out E xxxm LSZH B2ca Lime Green
 N154.B012MMExxx-YB	LANmark-OF ENSPACE Method B Pre-Term SM x12F MTP/M-MTP/M Low Loss fan out E xxxm LSZH B2ca Yellow
 N154.B024MMExxx-YB	LANmark-OF ENSPACE Method B Pre-Term SM x24F MTP/M-MTP/M Low Loss fan out E xxxm LSZH B2ca Yellow
 N154.B048MMExxx-YB	LANmark-OF ENSPACE Method B Pre-Term SM x48F MTP/M-MTP/M Low Loss fan out E xxxm LSZH B2ca Yellow
 N154.B096MMExxx-YB	LANmark-OF ENSPACE Method B Pre-Term SM x96F MTP/M-MTP/M Low Loss fan out E xxxm LSZH B2ca Yellow

 = Make to order,  = In stock



Ambient installation temperature, range
0 .. 40 °C



Storage temperature, range
-20 .. 60 °C



Flame retardant
IEC 60332-1



Fire retardant
IEC 60332-3

All drawings, designs, specifications, plans and particulars of weights, size and dimensions contained in the technical or commercial documentation of Nexans is indicative only and shall not be binding on Nexans or be treated as constituting a representation on the part of Nexans.

Version 1 Generated 10/01/20 www.nexans.co.uk Page 231 / 414

LANmark-OF ENSPACE Method C MTP-MTP Pre-Term Bca

Contact

LAN Systems (Nexans Cabling Solutions)
Phone: +44 (0)1256 486640
nxs.uk@nexans.com

- Factory terminated MTP-MTP fibre assembly
- Flexible fan-out for ease of installation in patch panel
- Small cable diameter reduces required data centre space
- Method C polarity Pre-Term
- Only one type of patch cords and one type of cassettes required for duplex transmission
- Fibre count: 12F, 24F, 48F and 96F
- Fibre type: OM3, OM4 and singlemode (OS2)

DESCRIPTION

Pre-Term for data centres, buildings and campus based on Micro-Bundle Universal

The cable has a small diameter and bend radius to meet data centre requirements.

The cable is watertight and rodent retardant due to the glass yarns. It can be used in buildings and between buildings.

Fire performance

The cables have been tested for fire performance according to the new Construction Product Regulation: EN50575:2014 +A1:2016.

According to this standard the cables have a very high fire performance with minimal fire load and spread, smoke density, droplets and acidity: B2cas1,d0,a1.

The Declaration Of Performance for these cables can be found under fibre cables and the corresponding cable for fibre count and fibre type in the section "Micro-Bundle Universal Bca".

In addition the cables meet the requirements for flame non-propagation (IEC 60332-1) and fire non-propagation (IEC 60332-3).

MTP*-MTP Pre-Term characteristics

The MTP-MTP Pre-Term has standard pinned (male) connectors. This matches with the un-pinned (female) connectors in the ENSPACE modules and the female Plug&Play modules.

In order to reduce overlengths in data centers the Pre-Terms are custom made and available with 1m increments. The "xxx" in the N-number is the length in metre between the cable glands, i.e. the Pre-Term length between the back side of the patch panels.



LANmark-OF

STANDARDS

International ISO/IEC 11801



Ambient installation temperature, range
0 .. 40 °C



Storage temperature, range
-20 .. 60 °C



Flame retardant
IEC 60332-1



Fire retardant
IEC 60332-3

All drawings, designs, specifications, plans and particulars of weights, size and dimensions contained in the technical or commercial documentation of Nexans is indicative only and shall not be binding on Nexans or be treated as constituting a representation on the part of Nexans.

Version 1 Generated 10/01/20 www.nexans.co.uk Page 232 / 414



LANmark-OF ENSPACE Method C MTP-MTP Pre-Term Bca

Contact

LAN Systems (Nexans Cabling Solutions)
Phone: +44 (0)1256 486640
ncs.uk@nexans.com

After the cable gland the Pre-Term has a fan-out. The fan-out splits the cable into tubes. The tubes are reinforced with aramid yarns. At the end of each tube a MTP-connector is mounted. The jacket of the tube is the same colour as the cable jacket. Close to the MTP-connector a label is installed to identify the number of the leg.

The Pre-Terms are optimized for both pulling and laying in data centers. On both sides the MTP connectors are protected by a bubble foam. On one side there is also a protecting net around the fan-out with MTP connectors and a pulling eye. The maximum pulling force on the pulling eye is 450N.

The MTP-MTP Pre-Terms come with a PG-13 cable gland that fits into the LANmark-OF ENSPACE and Plug&Play patch panel slots.

Optical Performance and Polarity

The typical value for the insertion loss for a low loss multimode and singlemode MTP-MTP* connection is 0,125 dB. The limit value is 0,3 dB measured according

to standard IEC61300-3-45.

The minimum return loss for a multimode MTP connection is 20 dB measured according to IEC 61300-3-6. The minimum return loss for a singlemode MTP connection is 45 dB measured according to IEC 61300-3-6.

The method C Pre-Term has a key up / key down design with a fibre pair-flip. This is in agreement with standard TIA 568-B-1-7-2006 method C.

For a duplex transmission like for 10GBase-SR (10G) polarity in the channel is maintained with this method C design and the use of the same straight cassettes on both sides. In addition the same patch cords can be used on both sides.

For parallel optics like for 40GBase-SR4 (40G) these method C Pre-Terms can be used with key up/key down adaptors on one side of the channel and key up/key up adaptors on the other side. The same straight female-female patch cords can be used on both sides.

CHARACTERISTICS

Usage characteristics

Ambient installation temperature, range	0 .. 40 °C
Storage temperature, range	-20 .. 60 °C
Flame retardant	IEC 60332-1
Fire retardant	IEC 60332-3



Ambient installation temperature, range
0 .. 40 °C



Storage temperature, range
-20 .. 60 °C



Flame retardant
IEC 60332-1



Fire retardant
IEC 60332-3

All drawings, designs, specifications, plans and particulars of weights, size and dimensions contained in the technical or commercial documentation of Nexans is indicative only and shall not be binding on Nexans or be treated as constituting a representation on the part of Nexans.

Version 1 Generated 10/01/20 www.nexans.co.uk Page 233 / 414

LANmark-OF ENSPACE Method C MTP-MTP Pre-Term Bca

Contact
 LAN Systems (Nexans Cabling Solutions)
 Phone: +44 (0)1256 486640
 ncs.uk@nexans.com

PRODUCT LIST

Nexans ref.	Name
☎ N157.C012MMExxx-AB	LANmark-OF ENSPACE Method C Pre-Term OM4 x12F MTP/M-MTP/M Low Loss fan out E xxxm LSZH B2ca Aqua
☎ N157.C012MMExxx-VB	LANmark-OF ENSPACE Method C Pre-Term OM4 x12F MTP/M-MTP/M Low Loss fan out E xxxm LSZH B2ca Violet
☎ N157.C024MMExxx-AB	LANmark-OF ENSPACE Method C Pre-Term OM4 x24F MTP/M-MTP/M Low Loss fan out E xxxm LSZH B2ca Aqua
☎ N157.C024MMExxx-VB	LANmark-OF ENSPACE Method C Pre-Term OM4 x24F MTP/M-MTP/M Low Loss fan out E xxxm LSZH B2ca Violet
☎ N157.C048MMExxx-AB	LANmark-OF ENSPACE Method C Pre-Term OM4 x48F MTP/M-MTP/M Low Loss fan out E xxxm LSZH B2ca Aqua
☎ N157.C048MMExxx-VB	LANmark-OF ENSPACE Method C Pre-Term OM4 x48F MTP/M-MTP/M Low Loss fan out E xxxm LSZH B2ca Violet
☎ N157.C096MMExxx-AB	LANmark-OF ENSPACE Method C Pre-Term OM4 x96F MTP/M-MTP/M Low Loss fan out E xxxm LSZH B2ca Aqua
☎ N157.C096MMExxx-VB	LANmark-OF ENSPACE Method C Pre-Term OM4 x96F MTP/M-MTP/M Low Loss fan out E xxxm LSZH B2ca Violet
☎ N159.C012MMExxx-LB	LANmark-OF ENSPACE Method C Pre-Term OM5 x12F MTP/M-MTP/M Low Loss fan out E xxxm LSZH B2ca Lime Green
☎ N159.C024MMExxx-LB	LANmark-OF ENSPACE Method C Pre-Term OM5 x24F MTP/M-MTP/M Low Loss fan out E xxxm LSZH B2ca Lime Green
☎ N154.C012MMExxx-YB	LANmark-OF ENSPACE Method C Pre-Term SM x12F MTP/M-MTP/M Low Loss fan out E xxxm LSZH B2ca Yellow
☎ N154.C024MMExxx-YB	LANmark-OF ENSPACE Method C Pre-Term SM x24F MTP/M-MTP/M Low Loss fan out E xxxm LSZH B2ca Yellow
☎ N154.C048MMExxx-YB	LANmark-OF ENSPACE Method C Pre-Term SM x48F MTP/M-MTP/M Low Loss fan out E xxxm LSZH B2ca Yellow
☎ N154.C096MMExxx-YB	LANmark-OF ENSPACE Method C Pre-Term SM x96F MTP/M-MTP/M Low Loss fan out E xxxm LSZH B2ca Yellow

☎ = Make to order, 📦 = In stock



Ambient installation temperature, range
0 .. 40 °C



Storage temperature, range
-20 .. 60 °C



Flame retardant
IEC 60332-1



Fire retardant
IEC 60332-3

All drawings, designs, specifications, plans and particulars of weights, size and dimensions contained in the technical or commercial documentation of Nexans is indicative only and shall not be binding on Nexans or be treated as constituting a representation on the part of Nexans.

Version 1 Generated 10/01/20 www.nexans.co.uk Page 234 / 414

LANmark-OF ENSPACE Patching Assemblies B2ca

Contact

LAN Systems (Nexans Cabling Solutions)
Phone: +44 (0)1256 486640
ncs.uk@nexans.com

- Factory terminated LC fibre assembly
- ENSPACE Pre-Term for patching on switches side A and installation in patch panel side B
- Fibre count: 12F, 24F, 48F and 96F
- Fibre type: OM4 and singlemode (OS2)
- Small cable diameter reduces required data centre space

DESCRIPTION

Patching assemblies allow to represent switches with patch panels. On one side there is a patch cord fan-out design to allow patching on switches. On the other side the assembly is optimized for installation inside the patch panel.

Pre-Term for data centres, buildings and campus based on Micro-Bundle Universal

The cable has a small diameter and bend radius to meet data centre requirements.

The cable is watertight and rodent retardant due to the glass yarns. It can be used in buildings and between buildings.

Fire performance

The cables have been tested for fire performance according to the new Construction Product Regulation: EN50575:2014 +A1:2016.

According to this standard the cables have a very high fire performance with minimal fire load and spread, smoke density, droplets and acidity: B2cas1,d0,a1.

The Declaration Of Performance for these cables can be found under fibre cables and the corresponding cable for fibre count and fibre type in the section "Micro-Bundle Universal Bca".

In addition the cables meet the requirements for flame non-propagation (IEC 60332-1) and fire non-propagation (IEC 60332-3).

Pre-Term characteristics

On the side of the active equipment 2 fibres are inside a round 2mm patch cord and are terminated with an uniboot connector. The length from the fan-out point to the uniboot connectors is typical 1m for all uniboot connectors, but can be customized to 1,5m or 2m length.



LANmark-OF

STANDARDS

International ISO/IEC 11801



Ambient installation temperature, range
0 .. 40 °C



Storage temperature, range
-20 .. 60 °C



Flame retardant
IEC 60332-1



Fire retardant
IEC 60332-3

All drawings, designs, specifications, plans and particulars of weights, size and dimensions contained in the technical or commercial documentation of Nexans is indicative only and shall not be binding on Nexans or be treated as constituting a representation on the part of Nexans.

Version 1 Generated 10/01/20 www.nexans.co.uk Page 235 / 414

LANmark-OF ENSPACE Patching Assemblies B2ca

Contact

LAN Systems (Nexans Cabling Solutions)
Phone: +44 (0)1256 486640
nxs.uk@nexans.com

The 900 µm side is optimised for installation inside the LANmark-OF ENSPACE patch panel. This side has a dual fan-out design.

The first fan-out point is between the cable and the legs of the fan-out. Each leg of the fan-out contains 1 Micro-Bundle with 12 fibres inside. This fan-out has been reinforced with aramid yarns.

The second fan-out distributes the tube into 12 buffered fibres. The 900 µm tubes are transparent and the fibres are identified with colored boots in compliance with the TIA/EIA-standard.

The second fan-out together with the 12 buffered fibres and connectors are optimized for installation and fixing into the ENSPACE adaptor modules.

The Tight Buffered fibres of the Pre-Term are easy to arrange inside an ENSPACE module since they are at the same time flexible and robust enough to handle.

The fan-out is protected with a bubble foam and a black net for protection during transport and installation.

The 900 µm side of the Pre-Term has a PG13 cable gland that can be fixed in the LANmark-OF patch panels.

On the 900µ side a pulling eye and a black protecting net is installed. The maximum pulling force on the pulling eye is 450N.

Insertion loss for the connectors is less than 0,25 dB measured according to standard IEC 61300-3-4. The minimum return loss is measured according to standard IEC 61300-3-6. For a multimode LC connection the return loss is 30 dB, for a singlemode connection it is 40 dB and for a LC/APC connection it is 55 dB.

“xxx” in the N-number is the length between the fan-out points of both sides.

CHARACTERISTICS

Usage characteristics

Ambient installation temperature, range	0 .. 40 °C
Storage temperature, range	-20 .. 60 °C
Flame retardant	IEC 60332-1
Fire retardant	IEC 60332-3



Ambient installation temperature, range
0 .. 40 °C



Storage temperature, range
-20 .. 60 °C



Flame retardant
IEC 60332-1



Fire retardant
IEC 60332-3

All drawings, designs, specifications, plans and particulars of weights, size and dimensions contained in the technical or commercial documentation of Nexans is indicative only and shall not be binding on Nexans or be treated as constituting a representation on the part of Nexans.









Version 1 Generated 10/01/20 www.nexans.co.uk Page 236 / 414



LANmark-OF ENSPACE Patching Assemblies B2ca

Contact

LAN Systems (Nexans Cabling Solutions)
 Phone: +44 (0)1256 486640
 ncs.uk@nexans.com

PRODUCT LIST

Nexans ref.	Name
 N157.S012ULAxxx-AB	LANmark-OF ENSPACE Patching Assembly OM4 x12F DLC(2mm)-LC(900µm) fan out A 1m xxxm LSZH Aqua
 N157.S024ULAxxx-AB	LANmark-OF ENSPACE Patching Assembly OM4 x24F DLC(2mm)-LC(900µm) fan out A 1m xxxm LSZH Aqua
 N157.S048ULAxxx-AB	LANmark-OF ENSPACE Patching Assembly OM4 x48F DLC(2mm)-LC(900µm) fan out A 1m xxxm LSZH Aqua
 N157.S096ULAxxx-AB	LANmark-OF ENSPACE Patching Assembly OM4 x96F DLC(2mm)-LC(900µm) fan out A 1m xxxm LSZH Aqua
 N154.S012ULAxxx-YB	LANmark-OF ENSPACE Patching Assembly SM x12F DLC(2mm)-LC(900µm) fan out A 1m xxxm LSZH Yellow
 N154.S024ULAxxx-YB	LANmark-OF ENSPACE Patching Assembly SM x24F DLC(2mm)-LC(900µm) fan out A 1m xxxm LSZH Yellow
 N154.S048ULAxxx-YB	LANmark-OF ENSPACE Patching Assembly SM x48F DLC(2mm)-LC(900µm) fan out A 1m xxxm LSZH Yellow
 N154.S096ULAxxx-YB	LANmark-OF ENSPACE Patching Assembly SM x96F DLC(2mm)-LC(900µm) fan out A 1m xxxm LSZH Yellow

 = Make to order,  = In stock



Ambient installation temperature, range
0 .. 40 °C



Storage temperature, range
-20 .. 60 °C



Flame retardant
IEC 60332-1



Fire retardant
IEC 60332-3

All drawings, designs, specifications, plans and particulars of weights, size and dimensions contained in the technical or commercial documentation of Nexans is indicative only and shall not be binding on Nexans or be treated as constituting a representation on the part of Nexans.

Version 1 Generated 10/01/20 www.nexans.co.uk Page 237 / 414

Fibre Patch Panels

Contact

LAN Systems (Nexans Cabling Solutions)
Phone: +44 (0)1256 486640
ncs.uk@nexans.com

LANmark-OF offers cutting edge hardware products including patch panels, zone distribution boxes and outlets.

Each product has been thoroughly developed to ensure best system offering while meeting stringent international standards.

Modular concept

The fully modular design allows mixing of different Snap-in adaptor types : LC, MT-RJ and SC. Benefits: up to 24 fibres for the Zone Distribution Box and 48 for the Patch Panel. Both are compatible for loose tube and tight buffer cables.



LANmark-OF Sliding Patch Panels

Contact

LAN Systems (Nexans Cabling Solutions)
Phone: +44 (0)1256 486640
ncs.uk@nexans.com

- Empty OF patch panels with sliding mechanism.
- Suitable for direct termination or splicing.
- Inner sliding to respect bending radius of patch cord.
- LANmark look.

DESCRIPTION

Application

Accepting the range of ST couplers or LANmark-OF snap-ins, these patch panels with sliding mechanism facilitate front side installation.

Compatibility

Suitable for tight buffer cables (direct termination) , Loose tube cables using Splice Cassette / pigtailed terminations. Accepts pre-terminated cable assemblies.

Installation

- 19" width. 1U
- Accommodates 24 ST or 24 LANmark-OF snap-ins (or 12DSC).
- 2 positions : flush or recessed with respect of cable bend radius.
- Comes with marking strips to number and categorise ports.







LANmark-OF

STANDARDS

International ISO/IEC 11801

PRODUCT LIST

Nexans ref.	Name
 N439.4SNB New	LANmark-OF Patch Panel Snap-In Sliding Black
 N439.4SNW New	LANmark-OF Patch Panel Snap-In Sliding White

 = Make to order,  = In stock

All drawings, designs, specifications, plans and particulars of weights, size and dimensions contained in the technical or commercial documentation of Nexans is indicative only and shall not be binding on Nexans or be treated as constituting a representation on the part of Nexans.

Version V1.0 Generated 10/01/20 www.nexans.co.uk Page 239 / 414

LANmark-OF ENSPACE Patch Panels

Contact

LAN Systems (Nexans Cabling Solutions)
Phone: +44 (0)1256 486640
ncs.uk@nexans.com

- Optical patch panels with Ultra High Density or High Density

DESCRIPTION

For the Ultra High Density areas like patching zones Nexans has developed ENSPACE UHD panels. The panels support 144 LC connections or 72 MTP ports per 'U' without compromising operational efficiency. The panels feature three individual sliding trays per 'U'. Each individual tray can be pulled forward to allow fingertip access to the patch cords and ease day to day operations. An innovative rear tray facilitates the installation of the Pre-Terms with the UHD panels. The panels are available in 1U, 2U and 4U.

The ENSPACE HD panels can be installed in server racks or less dense patching zones. They feature a High Density of 96 LC or 48 MTP ports within 1 rack unit. The fixed trays are staggered and allow easy access to the patch cords. 1U and 2U panels are available.

For all panels ports can be added as and when needed without interrupting already installed connections. The ENSPACE modules and Pre-Terms can be installed from the rear. Moves, adds and changes for every project can be accommodate without impact on the operation of a data centre.

A labeling front sits in front of the modules. It can rotate almost 180° even when ENSPACE patch panels are installed underneath. This facilitates port identification when the panel is mounted at the top of the rack.



LANmark-OF

STANDARDS

International ISO/IEC 11801

LANmark-OF Plug&Play Patch Panels

Contact

LAN Systems (Nexans Cabling Solutions)
Phone: +44 (0)1256 486640
ncs.uk@nexans.com

- Optical patch panel that holds up to 4 Plug&Play modules or adaptor plates in 1U
- High density connectivity: up to 48 SC or 96 LC depending on module type.
- Sliding and tilting patch panel for ease of installation, upgrade and maintenance
- Optimised for installation of LANmark-OF Pre-Term with a cable gland
- Optimised for splicing with LANmark-OF Pigtails or Cassettes
- Labelling front for port identification and patch cord management within 1U
- UL listed

DESCRIPTION

The Nexans' Plug and Play concept is specifically designed for installation in data centres where the high density, integrated patch cord guide and enhanced installation benefits of the patch panel meet the key requirements for implementation.

The Nexans unique patch panel design allows to hold up to 4 MPT modules or adaptor plates in 1U of the distribution rack. Depending on the type of the module a high density of up to 96 fibre connections can be accommodated.

The new patch cord guide sits in front of the modules and allows the patch cords to be managed within the same 1U saving expensive rack space. The patch cord guide also provides a labelling facility to identify connections. Additional labelling is provided by printed port numbers on the modules.

The newly developed tray slides and tilts for improved access to install new modules and adaptor plates.

The patch panel is optimised for installation of the LANmark-OF MTP/MTP or SC/LC Pre-Term Trunks. The cable glands of the Pre-Term allow a fast and solid fixing of the cable. There is ample space inside the patch panel to organise the flexible fan-out of the Pre-Term.

The LANmark-OF Fibre Organiser (N890.070) fits in the patch panel to facilitate the installation of the SC/LC Pre-Term.

The various modules of the LANmark-OF Plug&Play modules (e.g. N441.5L24LC4FS and N441.4L12LC4FS) can be easily fit in the patch panel.

Inside the patch panel the following splice cassettes can be installed:

- N890.090: LANmark-OF Splice Cassette Heat Shrink Protectors
- N890.091: LANmark-OF Splice Cassette Aluminium Protectors
- N890.092: LANmark-OF Splice Cassette Cover

For information regarding the possible combinations for splice cassettes, maxistrrip/tight buffer pigtails and cables please consult the installation guide.

Panels are fully painted in black for a professional look and feel. Blank fillers (N441.2MBP) are available as separate accessories for unused positions to give a finished look.

The front adaptor plate can be fixed in a flush or recessed position in the rack using the adjustable side brackets. When the panel is installed recessed the distance between the rack vertical and the rear of the panel is 288 mm. The front cord management projection is 67 mm. When the panel is installed flush the distance between the rack vertical and the rear of the panel is 248 mm. The front cord management projection is 107 mm.



LANmark-OF

STANDARDS

International ISO/IEC 11801

All drawings, designs, specifications, plans and particulars of weights, size and dimensions contained in the technical or commercial documentation of Nexans is indicative only and shall not be binding on Nexans or be treated as constituting a representation on the part of Nexans.

Version V1 Generated 10/01/20 www.nexans.co.uk Page 241 / 414

Outlets

Contact

LAN Systems (Nexans Cabling Solutions)

Phone: +44 (0)1256 486640

ncs.uk@nexans.com

LANmark-OF Demarcation Boxes

Contact

LAN Systems (Nexans Cabling Solutions)
Phone: +44 (0)1256 486640
ncs.uk@nexans.com


- Demarcation box for FTTO applications
- 6 Port DLC
- Robust Construction

DESCRIPTION

The Demarcation Box is a robust yet lightweight, cost effective solution for the break-out and termination of extractable bundle cables in FTTO implementations. The box is symmetrical allowing mounting with the LC adaptors facing right or left and features a hook and staple locking feature which can be used with a padlock (not supplied) to prevent access to the patching area.

The new box is compatible with the standard Nexans splice cassettes (N890.095 - heat shrink or N890.096 – alu protect) and cover (N890.097) which can be ordered separately.

Nominal dimensions: Length 353mm x Width 155mm (over screws) x Height 58mm (over lock feature).



STANDARDS

International ISO/IEC 11801

LANmark-OF Zone Distribution box

Contact

LAN Systems (Nexans Cabling Solutions)
Phone: +44 (0)1256 486640
ncs.uk@nexans.com

- Empty ZD box optical fiber
- Suitable for direct termination or splicing.

DESCRIPTION

Application

- Designed for the installation of zone wiring, fibre to the office and to the desk

Compatibility

Suitable for tight buffer cable (direct termination) or loose tube using splice tray

Compatible with all LANmark-OF accessories

Installation

The OF zone distribution box is easy to install in the ceiling, false floor or on the wall with four fixation points in the bottom plate.

To enter the cable there is a pre-perforated hole for a cable gland PG 16 foreseen, at the backside.

There is a fixation point for the Nexans splice tray.

Printed numbering system on the cover



LANmark-OF

STANDARDS

International ISO/IEC 11801

All drawings, designs, specifications, plans and particulars of weights, size and dimensions contained in the technical or commercial documentation of Nexans is indicative only and shall not be binding on Nexans or be treated as constituting a representation on the part of Nexans.

Version V1.0 Generated 10/01/20 www.nexans.co.uk Page 244 / 414

LANmark-OF Zone Distribution box

Contact

LAN Systems (Nexans Cabling Solutions)
Phone: +44 (0)1256 486640
ncs.uk@nexans.com

CHARACTERISTICS

Dimensional characteristics

Depth	200 mm
Height	40 mm
Width	230 mm


Usage characteristics



Field of application	Indoor
Packaging	Box

CHARACTERISTICS ZD BOX

Connector type	LC
----------------	----

PRODUCT LIST

Nexans ref.	Name
 N521.630	LANmark-OF modular Zone distribution box empty

 = Make to order,  = In stock

- For all 45x45mm fittings
- Fits Surface Mount Boxes, Cover plates and Ducts
- Outlets include labeling and shutters
- Suitable for all snap-in adaptors.
- Easy click-in mechanism.

DESCRIPTION

Application

This range of outlets is suitable for any environment: ducts, cover plates and surface mount boxes (including 45 fittings). The range features Snap-in adaptors for fast and easy installation.

For the specific information on the Snap-in adaptors , refer to the corresponding datasheets.

Guarantees

- All plastic material is UL 94V0

Installation

These modular outlets fit into a complete range of international 45x45 covering plates and surface mount boxes.

For easy management and identification, the outlets are include an integrated outlet labelling system using transparent windows.

The Snap-in connectors are inserted into the modular outlet by a simple click-in mechanism.



LANmark-OF


STANDARDS



International ISO/IEC 11801

Contact

LAN Systems (Nexans Cabling Solutions)
Phone: +44 (0)1256 486640
ncs.uk@nexans.com

PRODUCT LIST

Nexans ref.	Name
 N420.035 New	Modular OF Splicing Outlet 45X45 for 2 Snap-in adaptors

 = Make to order,  = In stock

Contact

LAN Systems (Nexans Cabling Solutions)

Phone: +44 (0)1256 486640

ncs.uk@nexans.com

LANmark-OF Aggregation Assembly MTP/F-4XDLC

Contact

LAN Systems (Nexans Cabling Solutions)
Phone: +44 (0)1256 486640
ncs.uk@nexans.com

- Factory terminated fibre assembly
- Fibre assembly with Female MTP towards 4x uniboot DLC connectors
- Female MTP connector for connecting to QSFP+ transceiver on switch
- Uniboot DLC connectors for patching on front of patch panel
- Aggregation of 4X 10G channels on patch panel into 1x 40G port on switch
- Fibre type: OM3 and OM4
- 8 core
- Low loss connectivity performance: max of 0,3 dB per connection

DESCRIPTION

Construction

A round cable with a diameter of 3,65 mm is terminated on one side with a female MTP*-connector. The other side is terminated as a fan-out with uniboot duplex LC connectors. The round fan-out legs contain 2 fibres. The lengths between the fan-out point and each uniboot connector is equal and typically 1m (fan out A) or 2m (fan out C). The length between the MTP-connector and the fan-out point is variable and can be increased in steps of 1 m.

The cable features a small bend radius of 40mm and has bend insensitive fibres inside.

The cable is flame non propagation (IEC 60332-1) and fire non propagation (IEC 60332-3).

Application

The assembly allows to aggregate 4X 10G channels from the front of a patch panel into 1x 40G port on a switch.

The female MTP-connector fits with the male MTP connector inside the 40G QSFP+ port of the switch.

Performance

The MTP connector has a low loss performance. Typical value for the insertion loss for the low loss MTP-MTP connection is 0.125 dB. The limit value is 0.3 dB measured according to standard IEC 61300-3-45.

Consistent quality



LANmark-OF

STANDARDS

International ISO/
IEC 11801:2002/Amd 1:2008/
Cor 1:2008



Mechanical resistance to impacts
10 impacts of 1 N.m



Flame retardant
IEC 60332-1



Fire retardant
IEC 60332-3



Minimum static operating bending radius
40 mm



Storage temperature, range
-20 .. 60 °C



Operating temperature, range
0 .. 60 °C

All drawings, designs, specifications, plans and particulars of weights, size and dimensions contained in the technical or commercial documentation of Nexans is indicative only and shall not be binding on Nexans or be treated as constituting a representation on the part of Nexans.

Version 1 Generated 10/01/20 www.nexans.co.uk Page 249 / 414

LANmark-OF Aggregation Assembly MTP/F-4XDLC

Contact

LAN Systems (Nexans Cabling Solutions)
Phone: +44 (0)1256 486640
ncs.uk@nexans.com

In order to produce high quality, reliable pre-terminated multi-fibre cables, there are a number of physical characteristics that must be addressed. Therefore, all LANmark-OF Pre-Terms are fully terminated and tested in a quality assured factory environment. They are delivered with these test results.

* MTP is a trade name of US Conec

CHARACTERISTICS

Dimensional characteristics

Nominal outer diameter 3.65 mm

Mechanical characteristics

Mechanical resistance to impacts 10 impacts of 1 N.m

Crush resistance (IEC 60794-1-E3) 50 N/cm

Usage characteristics

Flame retardant IEC 60332-1

Fire retardant IEC 60332-3

Minimum static operating bending radius 40 mm

Storage temperature, range -20 .. 60 °C

Operating temperature, range 0 .. 60 °C



Mechanical resistance to impacts
10 impacts of 1 N.m



Flame retardant
IEC 60332-1



Fire retardant
IEC 60332-3



Minimum static operating bending radius
40 mm



Storage temperature, range
-20 .. 60 °C



Operating temperature, range
0 .. 60 °C

All drawings, designs, specifications, plans and particulars of weights, size and dimensions contained in the technical or commercial documentation of Nexans is indicative only and shall not be binding on Nexans or be treated as constituting a representation on the part of Nexans.

Version 1 Generated 10/01/20 www.nexans.co.uk Page 250 / 414

LANmark-OF Aggregation Assembly MTP/F-4XDLC

Contact

LAN Systems (Nexans Cabling Solutions)
Phone: +44 (0)1256 486640
ncs.uk@nexans.com

PRODUCT LIST

Nexans ref.	Name	Fiber optic type
☒ N127.7FLAAX	LANmark-OF Aggregation Assembly MTP/F-4XDLC 8XOM4 1m fan-out A xm Aqua	OM4 50/125
☒ N127.7FLCAX	LANmark-OF Aggregation Assembly MTP/F-4XDLC 8XOM4 2m fan-out C xm Aqua	OM4 50/125

☒ = Make to order, ☒ = In stock

LANmark-OF ENSPACE Patch Cord Duplex LC

Contact

LAN Systems (Nexans Cabling Solutions)
Phone: +44 (0)1256 486640
ncs.uk@nexans.com

- Optical fibre ENSPACE patch cords
- LANmark-OF performance
- For use in cabinets and workplaces
- Bend radius reduced to 10 mm
- GIGALiteFLEX bend insensitive fibre
- Round patch cord with uniboot design
- Reverse polarity uniboot connector

DESCRIPTION

Optimised for data centres environments

LANmark-OF ENSPACE patch cords have a very small bend radius of 10 mm due to the use GIGALiteFLEX bend insensitive fibre.

The small bend radius of the patch cord is beneficial in high density patching areas where a lot of bends are common. There is a high risk that the larger bend radius (40 mm) of traditional patch cords is not maintained resulting in high attenuation and loss of transmission.

The round design of the ENSPACE patch cord results in a small bend radius in any direction. Traditional patch cords based on a zipcord design have a bend radius that is dependent on the orientation.

With the round design and the small diameter (2mm) of the patch cable the area required for the patch cord is reduced by 50 % resulting in space savings, reduced disturbance of the airflow for cooling and easier patch cords management in high density racks.

For the support of the advanced high speed Ethernet protocols with stringent power budgets the ENSPACE patch cord features a low loss performance of 0.25 dB. This increases the headroom in the channel and reduces the risk of down time.


Characteristics

- Patch cord cable is according to IEC 60794-2-50
- Maximum insertion loss according to IEC 61300-3-4: 0.25 dB
- Typical insertion loss: 0.125 dB
- GIGALiteFLEX bend insensitive fibre
- A label is added close to the uniboot connector for traceability of the measurement results

Guarantees and installation



Mechanical resistance to impacts (IEC 60794-1-E4)
10 impacts of 1 N.m



LANmark-OF

STANDARDS

International ISO/IEC 11801

All drawings, designs, specifications, plans and particulars of weights, size and dimensions contained in the technical or commercial documentation of Nexans is indicative only and shall not be binding on Nexans or be treated as constituting a representation on the part of Nexans.

Version 1 Generated 10/01/20 www.nexans.co.uk Page 252 / 414

LANmark-OF ENSPACE Patch Cord Duplex LC

Contact

LAN Systems (Nexans Cabling Solutions)
Phone: +44 (0)1256 486640
ncs.uk@nexans.com

Nexans LANmark-OF optical fibre patch cords have been designed for indoor applications in support of high speed protocols. Details on the supported distances can be found in the LANmark-OF warranty modules.

Typical installation environments are:

- Cabinets to connect patch panels to active equipment.
- Cross connects in data centres.

Design

Nexans LANmark-OF patch cords are delivered according to the "Cross-Over" wiring principle to improve field installation (A1-B2, B1-A2). This complies to the requirements of IEC 11801 and EN 50174-1:2009.

The polarity of the ENSPACE patch cord can be changed by opening the uniboot connector on one side and change the position of the 2 LC connectors. A black and yellow plastic square identify the fibre inside the patch cord. The patch cords are delivered with the black square on the left on side A and on the right on side B. This is required for cross-over or optical crossed patch cords. By changing the position of the black square on side A from the left to the right the patch cord becomes an optical straight patch cord. This straight patch cord can be used for some rare legacy applications that have a non-standard polarity.

CHARACTERISTICS




Transmission characteristics



Insertion Loss, maximum, dB	0.25 dB
-----------------------------	---------

Mechanical characteristics

Mechanical resistance to impacts (IEC 60794-1-E4)	10 impacts of 1 N.m
Maximum pulling force (IEC 60794-1-2-E1)	100 N
Crush resistance (IEC 60794-1-E3)	100 N/cm

PRODUCT LIST

Nexans ref.	Name	Fiber optic type
 N122.7UUAx	LANmark-OF ENSPACE Patch Cord DLC-DLC OM4 LSZH xm Aqua	OM4 50/125
 N122.9UULx	LANmark-OF ENSPACE Patch Cord DLC-DLC OM5 LSZH xm Lime Green	OM5 50/125 Wideband
 N122.4UUYx	LANmark-OF ENSPACE Patch Cord DLC-DLC SM LSZH xm Yellow	SingleMode 9/125

 = Make to order,  = In stock



Mechanical resistance to impacts (IEC 60794-1-E4)
10 impacts of 1 N.m

All drawings, designs, specifications, plans and particulars of weights, size and dimensions contained in the technical or commercial documentation of Nexans is indicative only and shall not be binding on Nexans or be treated as constituting a representation on the part of Nexans.

Version 1 Generated 10/01/20 www.nexans.co.uk Page 253 / 414

LANmark-OF MTP-MTP Patch Cords

Contact

LAN Systems (Nexans Cabling Solutions)
Phone: +44 (0)1256 486640
ncs.uk@nexans.com

- Optical fiber patch cords
- Parallel Optics: 40GBase-SR4 and 100GBase-SR4
- LANmark-OF SM and OM4 performance
- MTP PRO connectors for change of gender and polarity on site
- For use in data centres

DESCRIPTION

DESCRIPTION

Nexans LANmark-OF MTP-MTP patch cords have been designed for indoor applications in support of parallel optics, i.e. 40GBase-SR4 and 100GBase-SR4.

Details on the supported distances can be found in the LANmark-OF warranty modules.

Typical installation environments are data centres:

- Connections from patch panels to the active equipment
- Cross connects

Nexans LANmark-OF MTP patch cords are delivered as straight patch cords with a key up - key up design. The patch cords are delivered with female MTP* PRO connectors.

For ease of patching the MTP PRO connector has a short boot length of 17mm.

With the tool in the LANmark-OF Tool MTP PRO Sample Box (N890.160) the gender and polarity of the patch cords can be changed

- Gender can be changed to male with the pins of product N890.161
- The polarity can be changed to a key up – key down design.

The patch cords are available with LANmark-OF OM4 performance. Details on the fibre specifications can be found in the detailed fibre datasheets.

The typical value for the insertion loss for a multimode MTP connection is 0,125 dB. The limit value for a multimode MTP connection is 0,25 dB measured according to standard IEC 61300-3-45. The minimum return loss for a multimode MTP connection is 20 dB measured according to IEC 61300-3-6.

Mechanical characteristics of the Pre-Term are conform to the IEC 60794-20 standard for indoor cables. The small diameter of 2.5 mm and the small bend radius of 30mm the cable facilitates the patching in densely populated areas in the data centre.



LANmark-OF

STANDARDS

International ISO/IEC 11801



Mechanical resistance to impacts (IEC 60794-1-E4)
10 impacts of 1 N.m

All drawings, designs, specifications, plans and particulars of weights, size and dimensions contained in the technical or commercial documentation of Nexans is indicative only and shall not be binding on Nexans or be treated as constituting a representation on the part of Nexans.

Version 1 Generated 10/01/20 www.nexans.co.uk Page 254 / 414



LANmark-OF MTP-MTP Patch Cords

Contact

LAN Systems (Nexans Cabling Solutions)
Phone: +44 (0)1256 486640
ncs.uk@nexans.com

The length between the 2 MTP-connectors is variable and can be increased in steps of 1m. The "X" in the N-number equals Xm.

* MTP is a trade name of US Conec

CHARACTERISTICS

Construction characteristics

Outer sheath LSZH-FR

Mechanical characteristics

Mechanical resistance to impacts (IEC 60794-1-E4) 10 impacts of 1 N.m

Crush resistance (IEC 60794-1-E3) 50 N/cm

PRODUCT LIST

Nexans ref.	Name	Fiber optic type	Colour
☎ N125.7GGAx	LANmark-OF Patch Cord Female MTP PRO - Female MTP PRO OM4 LSZH xm Aqua	OM4 50/125	Aqua
☎ N125.4GGYx	LANmark-OF Patch Cord Female MTP PRO - Female MTP PRO SM LSZH xm Yellow	SingleMode 9/125	Yellow
☎ N125.7GGVx	LANmark-OF Patch Cord Female MTP Pro - Female MTP Pro OM4 LSZH xm Violet	OM4 50/125	Violet

☎ = Make to order, 📦 = In stock



Mechanical resistance to impacts (IEC 60794-1-E4)
10 impacts of 1 N.m

All drawings, designs, specifications, plans and particulars of weights, size and dimensions contained in the technical or commercial documentation of Nexans is indicative only and shall not be binding on Nexans or be treated as constituting a representation on the part of Nexans.

Version 1 Generated 10/01/20 www.nexans.co.uk Page 255 / 414

LANmark-OF Ruggedised Patch Cords

Contact

LAN Systems (Nexans Cabling Solutions)
Phone: +44 (0)1256 486640
ncs.uk@nexans.com

- Ruggedized optical fiber patch cords
- LANmark-OF OM3, OM4 and SM performance
- For FTTO, FTTD and installations requiring strong mechanical protection

DESCRIPTION

Construction

Each tight buffered fibre of the patch cord is protected by a metal spring. This results in a mechanical robust patch cord with a very high crush resistance.

Between the spring and the LSZH jacket aramid yarns are introduced to enhance the pulling force.

The spring is very flexible and this results in a patch cord with a bend radius of only 30mm.

The patch cord has a duplex cable construction with a diameter of 2 X 2.8 mm.

Installation and Guarantees

The Ruggedised patch cord is designed for indoor use and complies to following fire performance standards: IEC 60332-1 and IEC 60332-3.

Typical Fibre To The Office (FTTO) installations use this robust patch cord for the connection between the ZD-boxes and the LANactive office switches. The length is hereby often more then 5m and the cords are layed in crowded trunking between all the other wires. Both expose the cord much more to mechanical stress. The metal spring inside the Ruggedised patch cords protects the fibres well. The small bend radius of 30mm allows to route the patch cord through many turns and the short connector boot of 19mm facilitates the connection to the LANactive switch.

Also Fibre To The Desk (FTTD) and other challenging environments that require a strong mechanical protection are installations that can benefit from of this new patch cord.

Nexans LANmark-OF optical fibre patch cords have been designed for indoor applications in support of high speed protocols.

High speed protocols supported include, but are not limited to

- Ethernet: 1GBase-SX, 1GBase-LX, 10GBase-SR, 10GBase-LR
- Fibre channel Serial: 4G, 8G and 16G

Details on the supported distances can be found in the LANmark-OF warranty modules.

Characteristics



Minimum static operating bending radius
30 mm



Operating temperature, range
-10 .. 50 °C



LANmark-OF

STANDARDS

International ISO/IEC 11801

All drawings, designs, specifications, plans and particulars of weights, size and dimensions contained in the technical or commercial documentation of Nexans is indicative only and shall not be binding on Nexans or be treated as constituting a representation on the part of Nexans.

Version 1 Generated 10/01/20 www.nexans.co.uk Page 256 / 414

LANmark-OF Ruggedised Patch Cords

Contact

LAN Systems (Nexans Cabling Solutions)
Phone: +44 (0)1256 486640
ncs.uk@nexans.com

- Patch cord cable is according to IEC 60794-2-50
- Maximum insertion loss according to IEC 61300-3-4: 0.25 dB
- Typical insertion loss: 0.15 dB
- Minimum return loss according to IEC 61300-3-6: 30 dB for Multimode and 50 dB for Singlemode
- Color of Jacket: Aqua for Multimode and Yellow for Singlemode

Design

Nexans LANmark-OF patch cords are designed according to the "Cross-Over" wiring principle to improve field installation (A1-B2, B1-A2). This conforms to the requirements of IEC 11801 and EN 50174-1:2009.

CHARACTERISTICS

Transmission characteristics

Insertion Loss, maximum, dB 0.25 dB

Mechanical characteristics

Maximum pulling force (IEC 60794-1-2-E1) 400 N

Crush resistance (IEC 60794-1-E3) 500 N/cm

Usage characteristics

Minimum static operating bending radius 30 mm

Operating temperature, range -10 .. 50 °C

PRODUCT LIST

Nexans ref.	Name	Fiber optic type
☎ N123R.5LLAX	LANmark-OF Ruggedised Patch Cord Duplex LC Duplex LC OM3 LSZH Xm Aqua	OM3 50/125
☎ N123R.7LLAX	LANmark-OF Ruggedised Patch Cord Duplex LC Duplex LC OM4 LSZH Xm Aqua	OM4 50/125
☎ N123R.4LLYX	LANmark-OF Ruggedised Patch Cord Duplex LC Duplex LC Singlemode LSZH Xm Yellow	SingleMode 9/125
☎ N123RS.4LLYX	LANmark-OF Ruggedised Simplex Patch Cord LC-LC Singlemode LSZH Xm Yellow	SingleMode 9/125

☎ = Make to order, 📦 = In stock



Minimum static operating bending radius
30 mm



Operating temperature, range
-10 .. 50 °C

All drawings, designs, specifications, plans and particulars of weights, size and dimensions contained in the technical or commercial documentation of Nexans is indicative only and shall not be binding on Nexans or be treated as constituting a representation on the part of Nexans.

Version 1 Generated 10/01/20 www.nexans.co.uk Page 257 / 414

LANmark-OF Slimflex Patch Cords OM3

Contact

LAN Systems (Nexans Cabling Solutions)
Phone: +44 (0)1256 486640
ncs.uk@nexans.com

- Optical fiber patch cords
- LANmark-OF OM3 performance
- GIGAliteFLEX bend insensitive fibre
- For use in cabinets and workplaces

DESCRIPTION

Guarantees and installation

Nexans LANmark-OF optical fibre patch cords have been designed for indoor applications in support of high speed protocols.

High speed protocols supported include, but are not limited to

- Ethernet: 1GBase-SX, 10GBase-SR, 25GBASE-SR
- Fibre channel Serial: 4G, 8G, 16G and 32G

Details on the supported distances can be found in the LANmark-OF warranty modules.

Typical installation environments are:

- Cabinets to connect patch panels to active equipment.
- Cross connects in data centres.
- Suitable for use in the work area to connect the workstation to the wall outlet (Fibre To The Desk).

Characteristics

- Patch cord cable is according to IEC 60794-2-50
- Maximum insertion loss according to IEC 61300-3-4: 0.25 dB
- Typical insertion loss: 0.1 dB
- Minimum return loss according to IEC 61300-3-6: 30 dB
- Duplex LC-LC, duplex LC-SC and duplex SC-SC patch cords have a duplex cable construction with a diameter of 2 X 2.0 mm.
- Short connector boots of 19mm
- Small bend radius: 10 mm
- A label is added close to the duplex connector for traceability of the measurement results

Fibre

The LANmark-OF OM3 patch cords have LANmark-OF OM3 GIGAliteFLEX fibre inside. This bend insensitive multimode fibre has a small bend radius and is compliant to IEC 60793-2-10, fibre model A1a.2b.



LANmark-OF

STANDARDS

International ISO/IEC 11801



Minimum static operating bending radius
10 mm



Operating temperature, range
-10 .. 50 °C

All drawings, designs, specifications, plans and particulars of weights, size and dimensions contained in the technical or commercial documentation of Nexans is indicative only and shall not be binding on Nexans or be treated as constituting a representation on the part of Nexans.

Version 1 Generated 10/01/20 www.nexans.co.uk Page 258 / 414



LANmark-OF Slimflex Patch Cords OM3

Contact

LAN Systems (Nexans Cabling Solutions)
Phone: +44 (0)1256 486640
ncs.uk@nexans.com

Design

Nexans LANmark-OF patch cords designed according to the "Cross-Over" wiring principle to improve field installation (A1-B2, B1-A2). This conforms to the requirements of IEC 11801 and EN 50174-1:2009.

The "butterfly" duplex clip allows to change the polarity on site easily by simply removing the 2 connectors and put them in a reverse order back into the same clip. No tool is required for this polarity change.

CHARACTERISTICS

Construction characteristics

Armour type	Aramid yarn
Fiber optic type	OM3 50/125
Outer sheath	LSZH-FR

Transmission characteristics

Return Loss, Minimum, dB	30 dB
Insertion Loss, maximum, dB	0.25 dB

Mechanical characteristics

Maximum pulling force (IEC 60794-1-2-E1)	200 N
Crush resistance (IEC 60794-1-E3)	100 N/cm

Usage characteristics

Minimum static operating bending radius	10 mm
Operating temperature, range	-10 .. 50 °C

PRODUCT LIST

Nexans ref.	Name	Colour	Connector type
☎ N122.5LLAX	LANmark-OF Slimflex Patch Cord DLC-DLC OM3 LSZH Xm Aqua	Aqua	Duplex LC-LC
☎ N122.5CLAX	LANmark-OF Slimflex Patch Cord DSC-DLC OM3 LSZH Xm Aqua	Aqua	Duplex SC-LC
☎ N122.5CCAX	LANmark-OF Slimflex Patch Cord DSC-DSC OM3 LSZH Xm Aqua	Aqua	Duplex SC-SC

☎ = Make to order, 📦 = In stock



Minimum static operating bending radius
10 mm

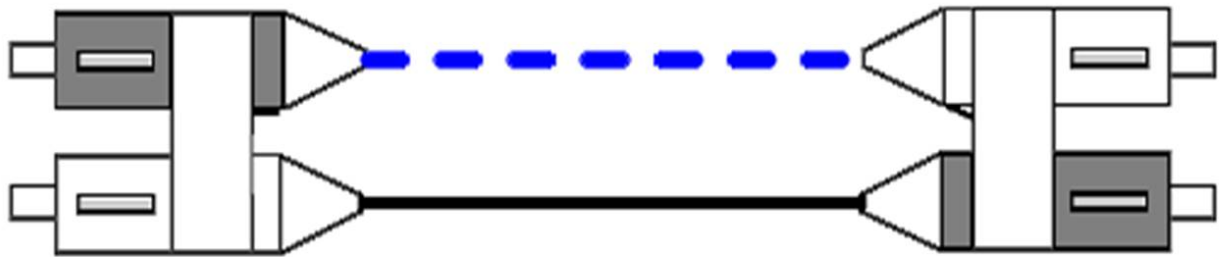


Operating temperature, range
-10 .. 50 °C

All drawings, designs, specifications, plans and particulars of weights, size and dimensions contained in the technical or commercial documentation of Nexans is indicative only and shall not be binding on Nexans or be treated as constituting a representation on the part of Nexans.

Version 1 Generated 10/01/20 www.nexans.co.uk Page 259 / 414

SCHEMATIC POLARITY DUPLEX PATCH CORD



Cross-over patch cord (A1 to B2 & B1 to A2)

LANmark-OF Slimflex Patch Cords OM4

Contact

LAN Systems (Nexans Cabling Solutions)
Phone: +44 (0)1256 486640
ncs.uk@nexans.com

- Optical fiber patch cords
- LANmark-OF OM4 performance
- GIGAliteFLEX bend insensitive fibre
- For use in cabinets and workplaces

DESCRIPTION

Guarantees and installation

Nexans LANmark-OF optical fibre patch cords have been designed for indoor applications in support of high speed protocols.

High speed protocols supported include, but are not limited to

- Ethernet: 1GBase-SX, 10GBase-SR, 25GBASE-SR
- Fibre channel Serial: 4G, 8G, 16G and 32G

Details on the supported distances can be found in the LANmark-OF warranty modules.

Typical installation environments are:


- Cabinets to connect patch panels to active equipment.
- Cross connects in data centres.
- Suitable for use in the work area to connect the workstation to the wall outlet (Fibre To The Desk).

Characteristics

- Patch cord cable is according to IEC 60794-2-50
- Maximum insertion loss according to IEC 61300-3-4: 0.25 dB
- Typical insertion loss: 0.1 dB
- Minimum return loss according to IEC 61300-3-6: 30 dB
- Duplex LC-LC, duplex LC-SC and duplex SC-SC patch cords have a duplex cable construction with a diameter of 2 X 2.0 mm.
- Short connector boots of 19mm
- Small bend radius: 10 mm
- A label is added close to the duplex connector for traceability of the measurement results

Fibre

The LANmark-OF OM4 patch cords have LANmark-OF OM4 GIGAliteFLEX fibre inside. This bend insensitive multimode fibre has a small bend radius and is compliant to IEC 60793-2-10, fibre model A1a.3b.



LANmark-OF

STANDARDS

International ISO/IEC 11801



Minimum static operating bending radius
10 mm



Operating temperature, range
-10 .. 50 °C

All drawings, designs, specifications, plans and particulars of weights, size and dimensions contained in the technical or commercial documentation of Nexans is indicative only and shall not be binding on Nexans or be treated as constituting a representation on the part of Nexans.

Version 1 Generated 10/01/20 www.nexans.co.uk Page 261 / 414



LANmark-OF Slimflex Patch Cords OM4

Contact

LAN Systems (Nexans Cabling Solutions)
Phone: +44 (0)1256 486640
nxs.uk@nexans.com

Design

Nexans LANmark-OF patch cords designed according to the "Cross-Over" wiring principle to improve field installation (A1-B2, B1-A2). This conforms to the requirements of IEC 11801 and EN 50174-1:2009.

The "butterfly" duplex clip allows to change the polarity on site easily by simply removing the 2 connectors and put them in a reverse order back into the same clip. No tool is required for this polarity change.

CHARACTERISTICS

Construction characteristics

Armour type	Aramid yarn
Outer sheath	LSZH-FR

Transmission characteristics

Return Loss, Minimum, dB	30 dB
Insertion Loss, maximum, dB	0.25 dB

Mechanical characteristics

Maximum pulling force (IEC 60794-1-2-E1)	200 N
Crush resistance (IEC 60794-1-E3)	100 N/cm

Usage characteristics

Minimum static operating bending radius	10 mm
Operating temperature, range	-10 .. 50 °C

PRODUCT LIST

Nexans ref.	Name	Colour	Connector type
☎ N122.7CLAX	LANmark-OF Slimflex Patch Cord DLC - DSC OM4 LSZH Aqua Xm	Aqua	Duplex SC-LC
☎ N122.7CCAX	LANmark-OF Slimflex Patch Cord DSC - DSC OM4 LSZH Aqua Xm	Aqua	Duplex SC-SC

☎ = Make to order, 📦 = In stock



Minimum static operating bending radius
10 mm

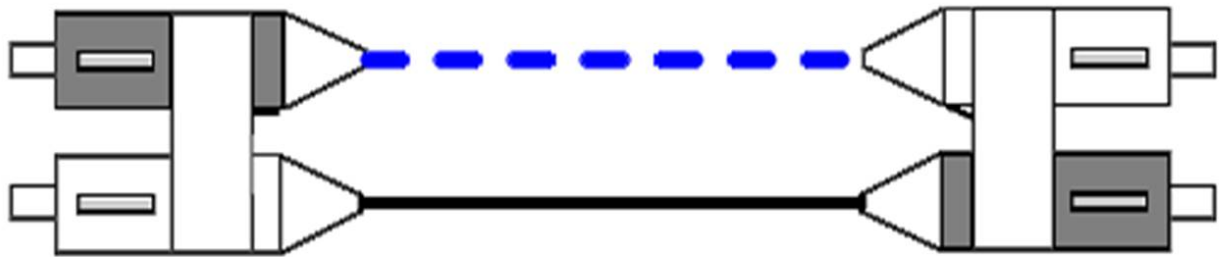


Operating temperature, range
-10 .. 50 °C

All drawings, designs, specifications, plans and particulars of weights, size and dimensions contained in the technical or commercial documentation of Nexans is indicative only and shall not be binding on Nexans or be treated as constituting a representation on the part of Nexans.

Version 1 Generated 10/01/20 www.nexans.co.uk Page 262 / 414

SCHEMATIC POLARITY DUPLEX PATCH CORD



Cross-over patch cord (A1 to B2 & B1 to A2)

LANmark-OF Slimflex Patch Cords Singlemode

Contact

LAN Systems (Nexans Cabling Solutions)
Phone: +44 (0)1256 486640
ncs.uk@nexans.com

- Optical fiber patch cords
- LANmark-OF singlemode performance
- GIGAliteFLEX bend insensitive fibre
- For use in cabinets and workplaces

DESCRIPTION

Guarantees and installation

Nexans LANmark-OF optical fibre patch cords have been designed for indoor applications in support of high speed protocols.

High speed protocols supported include, but are not limited to Ethernet 1GBase-LX and Ethernet 10GBase-LR

Details on the supported distances can be found in the LANmark-OF warranty modules.

Typical installation environments are:

- Cabinets to connect patch panels to active equipment.
- Cross connects in data centres.
- Suitable for use in the work area to connect the workstation to the wall outlet (Fibre To The Desk).

Characteristics

- Patch cord cable is according to IEC 60794-2-50
- Maximum insertion loss according to IEC 61300-3-4: 0.25 dB
- Typical insertion loss: 0.1 dB
- Minimum return loss according to IEC 61300-3-6 for LC/UPC: 50 dB
- Minimum return loss according to IEC 61300-3-6 for LC/APC: 65 dB
- Duplex LC-LC, duplex LC-SC and duplex SC-SC patch cords have a duplex cable construction with a diameter of 2 X 2.0 mm.
- Short connector boots of 19mm
- Small bend radius: 10 mm
- A traceability label is added close to the connector

Fibre type

The LANmark-OF SM patch cords have LANmark-OF SM GIGAliteFLEX fibre inside. These fibres are bend insensitive and compliant to ITU-T G.657.A1 and to IEC 60793-2-50, fibre model B6.a1. The pigtail jacket of the singlemode pigtails is yellow.



LANmark-OF

STANDARDS

International ISO/IEC 11801



Minimum static operating bending radius
10 mm



Operating temperature, range
-10 .. 50 °C

All drawings, designs, specifications, plans and particulars of weights, size and dimensions contained in the technical or commercial documentation of Nexans is indicative only and shall not be binding on Nexans or be treated as constituting a representation on the part of Nexans.

Version 1 Generated 10/01/20 www.nexans.co.uk Page 264 / 414



LANmark-OF Slimflex Patch Cords Singlemode

Contact

LAN Systems (Nexans Cabling Solutions)
Phone: +44 (0)1256 486640
ncs.uk@nexans.com

Design

Nexans LANmark-OF patchcords designed according to the "Cross-Over" wiring principle to improve field installation (A1-B2, B1-A2). This conforms to the requirements of IEC 11801 and EN 50174-1:2009.

The "butterfly" duplex clip allows to change the polarity on site easily by simply removing the 2 connectors and put them in a reverse order back into the same clip. No tool is required for this polarity change.

CHARACTERISTICS

Construction characteristics

Armour type	Aramid yarn
Fiber optic type	SingleMode 9/125
Colour	Yellow
Outer sheath	LSZH-FR

Transmission characteristics

Insertion Loss, maximum, dB	0.25 dB
-----------------------------	---------





Mechanical characteristics



Maximum pulling force (IEC 60794-1-2-E1)	200 N
Crush resistance (IEC 60794-1-E3)	100 N/cm

Usage characteristics

Minimum static operating bending radius	10 mm
Operating temperature, range	-10 .. 50 °C

PRODUCT LIST

Nexans ref.	Name	Connector type	Return Loss, Minimum, dB [dB]
 N122.4PPYX	LANmark-OF Slimflex Patch Cord DLC/APC - DLC/APC SM LSZH Yellow X m	Duplex LC-LC	65
 N122.4PLYX	LANmark-OF Slimflex Patch Cord DLC/APC - DLC/UPC SM LSZH Yellow X m	Duplex LC-LC	50
 N122.4DPYX	LANmark-OF Slimflex Patch Cord DLC/APC - DSC/APC SM LSZH Yellow X m	Duplex SC-LC	65
 N122.4CPYX	LANmark-OF Slimflex Patch Cord DLC/APC - DSC/UPC SM LSZH Yellow X m	Duplex SC-LC	50

 = Make to order,  = In stock



Minimum static operating bending radius
10 mm



Operating temperature, range
-10 .. 50 °C








All drawings, designs, specifications, plans and particulars of weights, size and dimensions contained in the technical or commercial documentation of Nexans is indicative only and shall not be binding on Nexans or be treated as constituting a representation on the part of Nexans.



Version 1 Generated 10/01/20 www.nexans.co.uk Page 265 / 414

LANmark-OF Slimflex Patch Cords Singlemode

Contact

LAN Systems (Nexans Cabling Solutions)
Phone: +44 (0)1256 486640
ncs.uk@nexans.com

Nexans ref.	Name	Connector type	Return Loss, Minimum, dB [dB]
 N122.4LLYX	LANmark-OF Slimflex Patch Cord DLC/UPC - DLC/UPC SM LSZH Yellow X m	Duplex LC-LC	50
 N122.4DLYX	LANmark-OF Slimflex Patch Cord DLC/UPC - DSC/APC SM LSZH Yellow X m	Duplex SC-LC	50
 N122.4CLYX	LANmark-OF Slimflex Patch Cord DLC/UPC - DSC/UPC SM LSZH Yellow X m	Duplex SC-LC	50
 N122.4DDYX	LANmark-OF Slimflex Patch Cord DSC/APC - DSC/APC SM LSZH Yellow X m	Duplex SC-SC	65
 N122.4DCYX	LANmark-OF Slimflex Patch Cord DSC/APC - DSC/UPC SM LSZH Yellow X m	Duplex SC-SC	50
 N122.4CCYX	LANmark-OF Slimflex Patch Cord DSC/UPC - DSC/UPC SM LSZH Yellow X m	Duplex SC-SC	50
 N122S.4LLYX	LANmark-OF Slimflex Simplex Patch Cord LC-LC SM LSZH Xm Yellow	LC	50

 = Make to order,  = In stock



Minimum static operating bending radius
10 mm



Operating temperature, range
-10 .. 50 °C

All drawings, designs, specifications, plans and particulars of weights, size and dimensions contained in the technical or commercial documentation of Nexans is indicative only and shall not be binding on Nexans or be treated as constituting a representation on the part of Nexans.

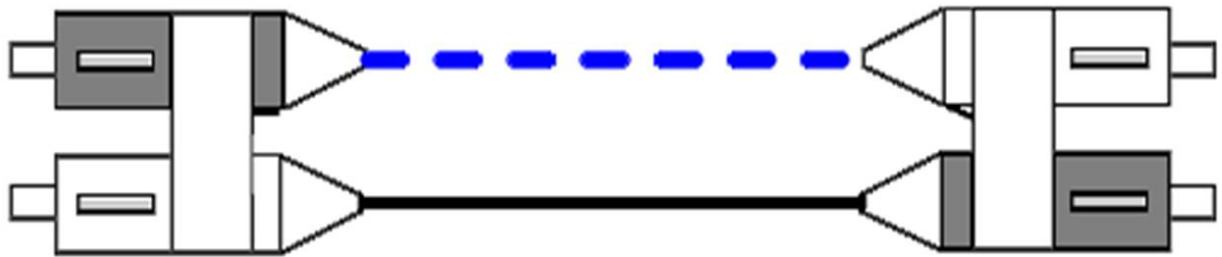
Version 1 Generated 10/01/20 www.nexans.co.uk Page 266 / 414

LANmark-OF Slimflex Patch Cords Singlemode

Contact

LAN Systems (Nexans Cabling Solutions)
Phone: +44 (0)1256 486640
ncs.uk@nexans.com

SCHEMATIC POLARITY PATCH CORD



Cross-over patch cord (A1 to B2 & B1 to A2)

Pigtails & Splicing Materials

Contact

LAN Systems (Nexans Cabling Solutions)
Phone: +44 (0)1256 486640
ncs.uk@nexans.com

LANmark-OF Splicing Accessories

Contact

LAN Systems (Nexans Cabling Solutions)
Phone: +44 (0)1256 486640
ncs.uk@nexans.com

DESCRIPTION

A range of materials and accessories for splicing











LANmark-OF

STANDARDS

International ISO/IEC 11801

PRODUCT LIST

Nexans ref.	Name
 N890.145	LANmark-OF Bend Limiting Tube
 N890.144	LANmark-OF Duplex Splitter
 N890.003	LANmark-OF Fusion Splice Aluminum Protection 150x
 N890.021	LANmark-OF Fusion Splice Heat Shrink Protection 45mm 100x
 N890.004	LANmark-OF Tool For Aluminum Fusion Splice Protection
 N890.044	Splitter tube

 = Make to order,  = In stock

All drawings, designs, specifications, plans and particulars of weights, size and dimensions contained in the technical or commercial documentation of Nexans is indicative only and shall not be binding on Nexans or be treated as constituting a representation on the part of Nexans.

Version 1 Generated 10/01/20 www.nexans.co.uk Page 269 / 414

LANmark-OF Splicing Fan-Out Accessories

Contact

LAN Systems (Nexans Cabling Solutions)
Phone: +44 (0)1256 486640
ncs.uk@nexans.com

DESCRIPTION

A range of tubings and accessories to create a fan-out for a LANmark-OF cable.

The fan-out allows splicing inside LANmark-OF patch panels.








LANmark-OF

STANDARDS

International ISO/IEC 11801

PRODUCT LIST

Nexans ref.	Name
 N890.051	LANmark-OF Fan-out 3mm Tube 25m Aqua
 N890.052	LANmark-OF Fan-out 3mm Tube 25m Erika Violet
 N890.053	LANmark-OF Fan-out 3mm Tube 25m Lime Green
 N890.050	LANmark-OF Fan-out 3mm Tube 25m Yellow
 N890.060	LANmark-OF Heat Shrink Fan-Out 10X

 = Make to order,  = In stock

All drawings, designs, specifications, plans and particulars of weights, size and dimensions contained in the technical or commercial documentation of Nexans is indicative only and shall not be binding on Nexans or be treated as constituting a representation on the part of Nexans.

Version 1 Generated 10/01/20 www.nexans.co.uk Page 270 / 414

LANmark-OF Pigtailed Maxistrip Sets

Contact

LAN Systems (Nexans Cabling Solutions)
Phone: +44 (0)1256 486640
ncs.uk@nexans.com

- Factory terminated fibre assembly
- Maxistrip pigtail: up to 100cm stripping in one action
- Set of 12 pigtailed with different jacket colours
- Insertion loss per connection without splice: typical 0,1 dB; 0.25 dB maximum
- 100 % factory tested
- Compatible with LANmark-OF splice cassette with heat shrink and Aluminium protectors.

DESCRIPTION

Pigtail set characteristics

- Fibre assembly to terminate cable with fusion splicing
- Suitable for use in patch panels using splice cassettes
- The pigtailed can be stripped in one action over a long distance up to 100cm
- Jacket colours match fibre colours according to TIA/EIA-598-B
- Jacket colours: Blue, Orange, Green, Brown, Grey, White, Red, Black, Yellow, Violet, Pink, Turquoise
- 12 pigtailed on a cardboard and wrapped in a bubblefoam

Fibre type


- The LANmark-OF OM3 pigtailed have LANmark-OF OM3 **GIGAliteFLEX** fibre inside. This bend insensitive multimode fibre has a small bend radius of 7,5 mm and is compliant to IEC 60793-2-10, fibre model A1a.2b. The pigtail jacket is Aqua.
- The LANmark-OF OM4 pigtailed have LANmark-OF OM4 **GIGAliteFLEX** fibre inside. This bend insensitive multimode fibre has a small bend radius of 7,5 mm and is compliant to IEC 60793-2-10, fibre model A1a.3b. The pigtail jacket is Aqua.
- The LANmark-OF SM pigtailed have LANmark-OF SM **GIGAliteFLEX** fibre inside. These fibres are bend insensitive and compliant to ITU-T G.657.A1 and to IEC 60793-2-50, fibre model B6.a1. The pigtail jacket of the singlemode pigtailed is yellow.

Compatibility and installation practices

- Maxistrip pigtailed are compatible with heat shrink splice cassettes (N890.090 and N890.095) with heat shrink protectors (N890.021).
- Maxistrip pigtailed are compatible with splice cassettes (N890.091 and N890.096) with Aluminium protectors (N890.021).
- Maxistrip pigtailed are recommended to be used with loose tube cables or Micro-Bundle cables, i.e. with 250 um fibres. When using tight buffer cables (900 um fibres) additional stress on the maxistrip pigtailed should be limited as much as possible
- For proper alignment in the fusion splice tool the pigtail is fixed on the 250 um coating after stripping the 900 um coating. Fixing the pigtail on the 900 um coating will lead to improper alignment.
- In addition the pigtail needs to be stripped till the cladding around the splice area before insertion in the splice tool.

Guarantees

Nexans LANmark-OF pigtailed are covered by Nexans warranty as described in the General Terms and Conditions.



LANmark-OF

STANDARDS

International ISO/IEC 11801

All drawings, designs, specifications, plans and particulars of weights, size and dimensions contained in the technical or commercial documentation of Nexans is indicative only and shall not be binding on Nexans or be treated as constituting a representation on the part of Nexans.

Version 1 Generated 10/01/20 www.nexans.co.uk Page 271 / 414

LANmark-OF Pigtailed Maxistrip Sets

Contact

LAN Systems (Nexans Cabling Solutions)
Phone: +44 (0)1256 486640
ncs.uk@nexans.com

PRODUCT LIST

Nexans ref.	Name	Fiber optic type	Connector type
☐ N121.5MLS	LANmark-OF Pigtail LC OM3 Maxistrip LSZH 50/125 1m 12 Colours	OM3 50/125	LC
☐ N121.7MLS	LANmark-OF Pigtail LC OM4 Maxistrip LSZH 50/125 1m 12 Colours	OM4 50/125	LC
☐ N121.4MLS	LANmark-OF Pigtail LC/UPC Singlemode Maxistrip LSZH 9/125 1m 12 Colours	SM (G657.A1)	LC

☎ = Make to order, ☐ = In stock

MACROBENDING LOSS MULTIMODE

	850nm	1300nm
100 turns on a 37,5 mm radius mandrel	≤ 0,5 dB	≤ 0,5 dB
2 turns on a 15 mm radius mandrel	≤ 0,1 dB	≤ 0,3 dB
2 turns on a 7,5 mm radius mandrel	≤ 0,2 dB	≤ 0,5 dB

MACROBENDING LOSS SINGLEMODE

	1550 nm	1625 nm
10 turns on a 15 mm radius mandrel	≤ 0,25 dB	≤ 1,0 dB
1 turns on a 7,5 mm radius mandrel	≤ 0,75 dB	≤ 1,5 dB

LANmark-OF Pigtailed Maxistrip

Contact

LAN Systems (Nexans Cabling Solutions)
Phone: +44 (0)1256 486640
ncs.uk@nexans.com

- Factory terminated fibre assembly
- Maxistrip pigtail: up to 100cm stripping in one action
- Insertion loss per connection without splice: typical 0,1 dB; 0.25 dB maximum
- 100 % factory tested
- Compatible with LANmark-OF splice cassette with heat shrink and Aluminium protectors.

DESCRIPTION

Pigtail characteristics

- Fibre assembly to terminate cable with fusion splicing
- Suitable for use in patch panels using splice cassettes.
- The pigtailed can be stripped in one action over a long distance up to 100cm.

Fibre type


- The LANmark-OF OM3 pigtailed have LANmark-OF OM3 **GIGAliteFLEX** fibre inside. This bend insensitive multimode fibre has a small bend radius of 7,5 mm and is compliant to IEC 60793-2-10, fibre model A1a.2b. The pigtail jacket is Aqua.
- The LANmark-OF OM4 pigtailed have LANmark-OF OM4 **GIGAliteFLEX** fibre inside. This bend insensitive multimode fibre has a small bend radius of 7,5 mm and is compliant to IEC 60793-2-10, fibre model A1a.3b. The pigtail jacket is Aqua.
- The LANmark-OF OM5 pigtailed have LANmark-OF OM5 **GIGAliteFLEX** fibre inside. This bend insensitive multimode fibre has a small bend radius of 7,5 mm and is compliant to IEC 60793-2-10, fibre model A1a.4b. The pigtail jacket is Lime Green.
- The LANmark-OF SM pigtailed have LANmark-OF SM **GIGAliteFLEX** fibre inside. These fibres are bend insensitive and compliant to ITU-T G.657.A1 and to IEC 60793-2-50, fibre model B6.a1. The pigtail jacket of the singlemode pigtailed is yellow.

Compatibility and installation practices

- Maxistrip pigtailed are compatible with heat shrink splice cassettes (N890.090 and N890.095) with heat shrink protectors (N890.021).
- Maxistrip pigtailed are compatible with splice cassettes (N890.091 and N890.096) with Aluminium protectors (N890.021).
- Maxistrip pigtailed are recommended to be used with loose tube cables or Micro-Bundle cables, i.e. with 250 um fibres. When using tight buffer cables (900 um fibres) additional stress on the maxistrip pigtailed should be limited as much as possible
- For proper alignment in the fusion splice tool the pigtail is fixed on the 250 um coating after stripping the 900 um coating. Fixing the pigtail on the 900 um coating will lead to improper alignment.
- In addition the pigtail needs to be stripped till the cladding around the splice area before insertion in the splice tool.

Guarantees

Nexans LANmark-OF pigtailed are covered by Nexans warranty as described in the General Terms and Conditions.



LANmark-OF

STANDARDS

International ISO/IEC 11801

All drawings, designs, specifications, plans and particulars of weights, size and dimensions contained in the technical or commercial documentation of Nexans is indicative only and shall not be binding on Nexans or be treated as constituting a representation on the part of Nexans.

Version 1 Generated 10/01/20 www.nexans.co.uk Page 273 / 414

The Nexans logo consists of a stylized red 'N' followed by the word 'Nexans' in a black sans-serif font.

PRODUCT LIST

Nexans ref.	Name	Fiber optic type	Connector type
📦 N121.5MLA	LANmark-OF Pigtail LC OM3 Maxistrip LSZH 50/125 1m Aqua	OM3 50/125	LC
📦 N121.7MLA	LANmark-OF Pigtail LC OM4 Maxistrip LSZH 50/125 1m Aqua	OM4 50/125	LC
☎ N121.9MLL	LANmark-OF Pigtail LC OM5 Maxistrip LSZH 50/125 1m Lime Green	OM5 50/125 Wideband	LC
📦 N121.4MPY	LANmark-OF Pigtail LC/APC Singlemode Maxistrip LSZH 9/125 1m Yellow	SM (G657.A1)	LC/APC
📦 N121.4MLY	LANmark-OF Pigtail LC/UPC Singlemode Maxistrip LSZH 9/125 1m Yellow	SM (G657.A1)	LC
📦 N121.5MCA	LANmark-OF Pigtail SC OM3 Maxistrip LSZH 50/125 1m Aqua	OM3 50/125	SC
📦 N121.7MCA	LANmark-OF Pigtail SC OM4 Maxistrip LSZH 50/125 1m Aqua	OM4 50/125	SC
📦 N121.4MDY	LANmark-OF Pigtail SC/APC Singlemode Maxistrip LSZH 9/125 1m Yellow	SM (G657.A1)	SC/APC
📦 N121.4MCY	LANmark-OF Pigtail SC/UPC Singlemode Maxistrip LSZH 9/125 1m Yellow	SM (G657.A1)	SC

☎ = Make to order, 📦 = In stock

MACROBENDING LOSS MULTIMODE

	850nm	1300nm
100 turns on a 37,5 mm radius mandrel	≤ 0,5 dB	≤ 0,5 dB
2 turns on a 15 mm radius mandrel	≤ 0,1 dB	≤ 0,3 dB
2 turns on a 7,5 mm radius mandrel	≤ 0,2 dB	≤ 0,5 dB

MACROBENDING LOSS SINGLEMODE

	1550 nm	1625 nm
10 turns on a 15 mm radius mandrel	≤ 0,25 dB	≤ 1,0 dB
1 turns on a 7,5 mm radius mandrel	≤ 0,75 dB	≤ 1,5 dB

LANmark-OF Pigtailed Tight Buffer Set of 12 Colours

Contact

LAN Systems (Nexans Cabling Solutions)
Phone: +44 (0)1256 486640
nxs.uk@nexans.com

- Factory terminated fibre assembly
- Tight Buffer pigtail: 1-2cm stripping in one action
- Set of 12 pigtailed with different jacket colours
- Insertion loss per connection without splice: typical 0,1 dB; 0.25 dB maximum
- 100 % factory tested
- Compatible with LANmark-OF splice cassette with heat shrink protectors.

DESCRIPTION

Pigtail set characteristics

- Fibre assembly to terminate cable with fusion splicing
- Suitable for use in patch panels using splice cassettes
- The pigtailed can be stripped in one action over a distance of 1-2cm
- Jacket colours match fibre colours according to TIA/EIA-598-B
- Jacket colours: Blue, Orange, Green, Brown, Grey, White, Red, Black, Yellow, Violet, Pink, Turquoise
- 12 pigtailed on a cardboard and wrapped in a bubblefoam

Fibre type


- The LANmark-OF OM3 pigtailed have LANmark-OF OM3 **GIGAliteFLEX** fibre inside. This bend insensitive multimode fibre has a small bend radius of 7,5 mm and is compliant to IEC 60793-2-10, fibre model A1a.2b.
- The LANmark-OF OM4 pigtailed have LANmark-OF OM4 **GIGAliteFLEX** fibre inside. This bend insensitive multimode fibre has a small bend radius of 7,5 mm and is compliant to IEC 60793-2-10, fibre model A1a.3b.
- The LANmark-OF SM pigtailed have LANmark-OF SM **GIGAliteFLEX** fibre inside. These fibres are bend insensitive and compliant to ITU-T G.657.A1 and to IEC 60793-2-50, fibre model B6.a1.

Compatibility and installation practices

- Tight buffer pigtailed are compatible with heat shrink splice cassettes (N890.090 and N890.095) with heat shrink protections (N890.021).
- Tight buffer pigtailed are recommended to be used with tight buffer cables, i.e. with 900 um fibres. When using loose tube cables (250 um fibres) additional stress on the loose tube fibres should be limited as much as possible
- Around the splice area the pigtail needs to be stripped till the cladding before insertion in the splice tool.
- For proper alignment in the fusion splice tool the pigtail is fixed on the 900 um outer sheath. There is no need to strip the outer sheath of the pigtail on the place for fixation for getting a proper fixation.

Guarantees

Nexans LANmark-OF pigtailed are covered by Nexans warranty as described in the General Terms and Conditions.



LANmark-OF

STANDARDS

International ISO/IEC 11801

LANmark-OF Pigtails Tight Buffer Set of 12 Colours

Contact

LAN Systems (Nexans Cabling Solutions)
Phone: +44 (0)1256 486640
nxs.uk@nexans.com

PRODUCT LIST

Nexans ref.	Name	Fiber optic type	Connector type
☐ N121.5TLS	LANmark-OF Pigtail LC OM3 Tight Buffer LSZH 50/125 1m 12 Colours	OM3 50/125	LC
☐ N121.5TLS2	LANmark-OF Pigtail LC OM3 Tight Buffer LSZH 50/125 2m 12 Colours	OM3 50/125	LC
☐ N121.7TLS	LANmark-OF Pigtail LC OM4 Tight Buffer LSZH 50/125 1m 12 Colours	OM4 50/125	LC
☐ N121.4TLS	LANmark-OF Pigtail LC/UPC Singlemode Tight Buffer LSZH 9/125 1m 12 Colours	SM (G657.A1)	LC
☐ N121.4TLS2	LANmark-OF Pigtail LC/UPC Singlemode Tight Buffer LSZH 9/125 2m 12 Colours	SM (G657.A1)	LC
☐ N121.5TCS2	LANmark-OF Pigtail SC OM3 Tight Buffer LSZH 50/125 2m 12 Colours	OM3 50/125	SC
☐ N121.7TCS2	LANmark-OF Pigtail SC OM4 Tight Buffer LSZH 50/125 2m 12 Colours	OM4 50/125	SC
☐ N121.4TCS	LANmark-OF Pigtail SC/UPC Singlemode Tight Buffer LSZH 9/125 1m 12 Colours	SM (G657.A1)	SC
☐ N121.4TCS2	LANmark-OF Pigtail SC/UPC Singlemode Tight Buffer LSZH 9/125 2m 12 Colours	SM (G657.A1)	SC

☎ = Make to order, ☐ = In stock

MACROBENDING LOSS MULTIMODE

	850nm	1300nm
100 turns on a 37,5 mm radius mandrel	≤ 0,5 dB	≤ 0,5 dB
2 turns on a 15 mm radius mandrel	≤ 0,1 dB	≤ 0,3 dB
2 turns on a 7,5 mm radius mandrel	≤ 0,2 dB	≤ 0,5 dB

MACROBENDING LOSS SINGLEMODE

	1550 nm	1625 nm
10 turns on a 15 mm radius mandrel	≤ 0,25 dB	≤ 1,0 dB
1 turns on a 7,5 mm radius mandrel	≤ 0,75 dB	≤ 1,5 dB

All drawings, designs, specifications, plans and particulars of weights, size and dimensions contained in the technical or commercial documentation of Nexans is indicative only and shall not be binding on Nexans or be treated as constituting a representation on the part of Nexans.

Version 1 Generated 10/01/20 www.nexans.co.uk Page 276 / 414

LANmark-OF Pigtails Tight Buffer

Contact

LAN Systems (Nexans Cabling Solutions)
Phone: +44 (0)1256 486640
nxs.uk@nexans.com

- Factory terminated fibre assembly
- Tight Buffer pigtail: 1-2cm stripping in one action
- Insertion loss per connection without splice: typical 0,1 dB; 0.25 dB maximum
- 100 % factory tested
- Compatible with LANmark-OF splice cassette with heat shrink protectors

DESCRIPTION

Pigtail characteristics

- Fibre assembly to terminate cable with fusion splicing
- Suitable for use in patch panels using splice cassettes
- The pigtails can be stripped in one action over a distance of 1-2cm

Fibre type


- The LANmark-OF OM3 pigtails have LANmark-OF OM3 **GIGAliteFLEX** fibre inside. This bend insensitive multimode fibre has a small bend radius of 7,5 mm and is compliant to IEC 60793-2-10, fibre model A1a.2b. The pigtail jacket is Aqua.
- The LANmark-OF OM4 pigtails have LANmark-OF OM4 **GIGAliteFLEX** fibre inside. This bend insensitive multimode fibre has a small bend radius of 7,5 mm and is compliant to IEC 60793-2-10, fibre model A1a.3b. The pigtail jacket is Aqua.
- The LANmark-OF OM5 pigtails have LANmark-OF OM5 **GIGAliteFLEX** fibre inside. This bend insensitive multimode fibre has a small bend radius of 7,5 mm and is compliant to IEC 60793-2-10, fibre model A1a.4b. The pigtail jacket is Lime Green.
- The LANmark-OF SM pigtails have LANmark-OF SM **GIGAliteFLEX** fibre inside. These fibres are bend insensitive and compliant to ITU-T G.657.A1 and to IEC 60793-2-50, fibre model B6.a1. The pigtail jacket of the singlemode pigtails is yellow.

Compatibility and installation practices

- Tight buffer pigtails are compatible with heat shrink splice cassettes (N890.090 and N890.095) with heat shrink protections (N890.021).
- Tight buffer pigtails are recommended to be used with tight buffer cables, i.e. with 900 um fibres. When using loose tube cables (250 um fibres) additional stress on the loose tube fibres should be limited as much as possible
- Around the splice area the pigtail needs to be stripped till the cladding before insertion in the splice tool.
- For proper alignment in the fusion splice tool the pigtail is fixed on the 900 um outer sheath. There is no need to strip the outer sheath of the pigtail on the place for fixation for getting a proper fixation.

Guarantees

Nexans LANmark-OF pigtails are covered by Nexans warranty as described in the General Terms and Conditions.



LANmark-OF

STANDARDS









International ISO/IEC 11801



LANmark-OF Pigtails Tight Buffer

Contact

LAN Systems (Nexans Cabling Solutions)
Phone: +44 (0)1256 486640
ncs.uk@nexans.com

PRODUCT LIST

Nexans ref.	Name	Fiber optic type	Connector type
 N121.5TLA	LANmark-OF Pigtail LC OM3 Tight Buffer LSZH 50/125 1m Aqua	OM3 50/125	LC
 N121.7TLA	LANmark-OF Pigtail LC OM4 Tight Buffer LSZH 50/125 1m Aqua	OM4 50/125	LC
 N121.4TPY	LANmark-OF Pigtail LC/APC Singlemode Tight Buffer LSZH 9/125 1m Yellow	SM (G657.A1)	LC/APC
 N121.4TLY	LANmark-OF Pigtail LC/UPC Singlemode Tight Buffer LSZH 9/125 1m Yellow	SM (G657.A1)	LC
 N121.5TCA	LANmark-OF Pigtail SC OM3 Tight Buffer LSZH 50/125 1m Aqua	OM3 50/125	SC
 N121.7TCA	LANmark-OF Pigtail SC OM4 Tight Buffer LSZH 50/125 1m Aqua	OM4 50/125	SC
 N121.4TDY	LANmark-OF Pigtail SC/APC Singlemode Tight Buffer LSZH 9/125 1m Yellow	SM (G657.A1)	SC/APC
 N121.4TCY	LANmark-OF Pigtail SC/UPC Singlemode Tight Buffer LSZH 9/125 1m Yellow	SM (G657.A1)	SC

 = Make to order,  = In stock

MACROBENDING LOSS MULTIMODE

	850nm	1300nm
100 turns on a 37,5 mm radius mandrel	≤ 0,5 dB	≤ 0,5 dB
2 turns on a 15 mm radius mandrel	≤ 0,1 dB	≤ 0,3 dB
2 turns on a 7,5 mm radius mandrel	≤ 0,2 dB	≤ 0,5 dB

MACROBENDING LOSS SINGLEMODE

	1550 nm	1625 nm
10 turns on a 15 mm radius mandrel	≤ 0,25 dB	≤ 1,0 dB
1 turns on a 7,5 mm radius mandrel	≤ 0,75 dB	≤ 1,5 dB

All drawings, designs, specifications, plans and particulars of weights, size and dimensions contained in the technical or commercial documentation of Nexans is indicative only and shall not be binding on Nexans or be treated as constituting a representation on the part of Nexans.

LANmark-OF Splice Cassettes

Contact

LAN Systems (Nexans Cabling Solutions)
Phone: +44 (0)1256 486640
ncs.uk@nexans.com

- Splice cassette for management of splices
- Heat Shrink or Aluminum Protectors
- Large or small cassette depending on panel or ZD-box

DESCRIPTION

Family of patch panel accessories for termination of cable when using fusion splicing techniques.

The cassette protects the fusion splices and holds them in position.

The splice cassettes with heatshrink protectors can be used for both 250 and 900 μm coated fibres. Hence these cassettes are compatible with LANmark-OF Tight Buffer, Loose Tube and Micro-Bundle cables. Splicing with heat shrink protectors can also be used for both LANmark-OF Maxistrip and Tight Buffer Pigtails.

These cassettes have 12 splice positions.

The cassettes with Aluminum protectors can only be used for Loose Tube cables, Micro-Bundle cables and LANmark-OF Maxistrip Pigtails, i.e. fibres with a diameter of 250 μm . Aluminum protectors can NOT be used with LANmark-OF Tight Buffer cables and LANmark-OF Tight Buffer Pigtails, i.e. fibres with a 900 μm coating.

The splice cassettes with Aluminum protectors have 24 splice positions.

The Nexans fibre panels can hold up to 4 splice cassettes and only the top splice cassette needs a cover.


The LANmark-OF Splice cassettes are available in 2 sizes: small and large.

The large splice cassettes (N890.090, N890.091 and N890.092) can be installed in the LANmark-OF patch panels (N439.*) and LANSense-OF sliding preloaded patch panels (N883.2B*).

These splice cassettes are fixed to each other at the back of the cassettes with the provided hinges. This feature facilitates the inspection after installation since the cassettes can be lifted and tilted.

The cassette facilitates 2 rings of routing: an inner ring for the fibres of the pigtails and an outer ring for the fibres of the cable.

The small splice cassettes (N890.095, N890.096 and N890.097) are compatible with the LANmark-OF Snap-In panels (N441.203 and N441.204) and the LANmark-OF ZD-boxes (N521.630 and N521.612).



LANmark-OF

STANDARDS







International ISO/IEC 11801



LANmark-OF Splice Cassettes

Contact

LAN Systems (Nexans Cabling Solutions)
Phone: +44 (0)1256 486640
ncs.uk@nexans.com

PRODUCT LIST

Nexans ref.	Name
 N890.091	LANmark-OF Splice Cassette Aluminum Protectors
 N890.096	LANmark-OF Splice Cassette Aluminum Protectors Small
 N890.092	LANmark-OF Splice Cassette Cover
 N890.097	LANmark-OF Splice Cassette Cover Small
 N890.090	LANmark-OF Splice Cassette Heat Shrink Protectors
 N890.095	LANmark-OF Splice Cassette Heat Shrink Protectors Small

 = Make to order,  = In stock

Adaptors and Modules

Contact

LAN Systems (Nexans Cabling Solutions)

Phone: +44 (0)1256 486640

ncs.uk@nexans.com

LANmark-OF Snap-In Adaptor

Contact

LAN Systems (Nexans Cabling Solutions)
Phone: +44 (0)1256 486640
ncs.uk@nexans.com

DESCRIPTION

LANmark-OF Snap-In adaptors have been designed for installation into the LANmark-OF snap-in panels, ZD boxes and outlets. They are available in single SC, duplex SC and duplex LC duplex. The multimode adaptors are aqua, the singlemode adaptors are blue while the singlemode APC adaptors are green. Installation time is saved as the snap-in concept replaces the time-consuming screwing attachment of the traditional adaptors.












LANmark-OF

STANDARDS

International ISO/IEC 11801

PRODUCT LIST

Nexans ref.	Name	Connector type	Colour
 N205.617	LANmark-OF Duplex LC Snap-In Adaptor Multimode Aqua	LC	Aqua
 N205.627	LANmark-OF Duplex LC Snap-In Adaptor Singlemode	LC	Blue
 N205.628	LANmark-OF Duplex LC Snap-In Adaptor Singlemode APC	LC/APC	Green
 N205.619	LANmark-OF Duplex SC Snap-In Adaptor Multimode Aqua	SC	Aqua
 N205.624	LANmark-OF Duplex SC Snap-In Adaptor Singlemode	SC	Blue
 N205.625	LANmark-OF Duplex SC Snap-In Adaptor Singlemode APC	SC/APC	Green
 N205.618	LANmark-OF SC Snap-In Adaptor Multimode Aqua	SC	Aqua
 N205.623	LANmark-OF SC Snap-In Adaptor Singlemode	SC	Blue
 N205.626	LANmark-OF SC Snap-In Adaptor Singlemode APC	SC/APC	Green

 = Make to order,  = In stock

All drawings, designs, specifications, plans and particulars of weights, size and dimensions contained in the technical or commercial documentation of Nexans is indicative only and shall not be binding on Nexans or be treated as constituting a representation on the part of Nexans.

Version V1.1 Generated 10/01/20 www.nexans.co.uk Page 282 / 414

LANmark-OF Plug&Play MTP Adaptor Plates

Contact

LAN Systems (Nexans Cabling Solutions)
Phone: +44 (0)1256 486640
ncs.uk@nexans.com

- MTP Adaptor Plate for in Plug&Play Optical Patch Panel

DESCRIPTION

The Nexans' Plug and Play patch panel can hold up to 4 MTP* adaptor plates.

The adaptor plate contains 6 MTP adaptors. For multimode key up/key down and key up/ key up versions are available. For singlemode only key up / key down adaptors.

The adaptors connect a male and female MTP connector.

* MTP is a trade name of US Conec



LANmark-OF

STANDARDS

International ISO/IEC 11801

All drawings, designs, specifications, plans and particulars of weights, size and dimensions contained in the technical or commercial documentation of Nexans is indicative only and shall not be binding on Nexans or be treated as constituting a representation on the part of Nexans.

Version 1 Generated 10/01/20 www.nexans.co.uk Page 283 / 414

The Nexans logo, featuring a stylized red 'N' followed by the word 'Nexans' in black.

Standard Adaptors

Contact

LAN Systems (Nexans Cabling Solutions)
Phone: +44 (0)1256 486640
nxs.uk@nexans.com

DESCRIPTION

Standard format adaptors and couplers



LANmark-OF

STANDARDS

International ISO/IEC 11801

All drawings, designs, specifications, plans and particulars of weights, size and dimensions contained in the technical or commercial documentation of Nexans is indicative only and shall not be binding on Nexans or be treated as constituting a representation on the part of Nexans.



Version 1 Generated 10/01/20 www.nexans.co.uk Page 284 / 414



Standard Adaptors

Contact

LAN Systems (Nexans Cabling Solutions)
Phone: +44 (0)1256 486640
ncs.uk@nexans.com

PRODUCT LIST

Nexans ref.	Name
 N205.158	Dual SC coupler SM
 N205.137	LANmark-OF Quad LC Multimode Adaptor Aqua

 = Make to order,  = In stock

LANmark-OF ENSPACE LC Adaptor Modules

Contact

LAN Systems (Nexans Cabling Solutions)
Phone: +44 (0)1256 486640
ncs.uk@nexans.com

- ENSPACE module with 12 LC adaptors in the front
- Module can be easily mounted into Nexans' ENSPACE patch panel
- Modules can be installed from front and rear of ENSPACE panel
- Integrated inner metal shutters

DESCRIPTION

The ENSPACE LC-modules have 3 quad LC adaptors in the front allowing for 12 LC connections.

The LC adaptors have high quality zirconia sleeves. Metallic internal shutters are integrated into the adaptors.

The modules can be installed in the trays from the rear and from the front of the ENSPACE panel increasing the flexibility during installation, and for moves, adds and changes.

The ENSPACE UHD panels can accommodate up to 12 modules per 1U. With these 12 modules a Ultra High Density of 144LC within 1U can be achieved.

The ENSPACE HD panels can accommodate up to 8 modules per 1U. With these 8 modules a High Density of 96LC within 1U can be achieved.

Fibre labeling is printed on the cover of the ENSPACE modules.

The ENSPACE Pre-Terms enter the module at the rear with a 2,8mm tube containing 12 fibres. This tube is fixed inside the module for strain relief. Inside the module this tube is split into 12x 900um buffered fibres. With the fibre management inside the modules the 12 fibres can be easily installed and connected to LC adaptors in the front.

Inside the module a strip with colour coding is installed just after the adaptors. When matching the colours on this strip with the corresponding coloured boot of the LC connector of the ENSPACE Pre-Term the required fibre "pair flip" inside the channel is obtained.

The ENSPACE LC adaptor modules can also be used for splicing. Splice holders for 12 splice protectors with heat shrink or Aluminum are included as accessories. Due to space constraints the fibres of the cables need to be 250 µm and the pigtails need to be LANmark-OF Maxistrip pigtails.









LANmark-OF

STANDARDS

International ISO/IEC 11801

PRODUCT LIST

Nexans ref.	Name	Colour
 NSPACE.PLC12AS	LANmark-OF ENSPACE Adaptor Module 12 LC Multimode Aqua Shutters Integrated	Aqua
 NSPACE.PLC12BS	LANmark-OF ENSPACE Adaptor Module 12 LC Singlemode Blue Shutters Integrated	Blue
 NSPACE.PLC12GS	LANmark-OF ENSPACE Adaptor Module 12 LC/APC Singlemode Green Shutters Integrated	Green
 NSPACE.PLC12VS	LANmark-OF ENSPACE Adaptor Module 12 LC Multimode Violet Shutters Integrated	Violet

 = Make to order,  = In stock


All drawings, designs, specifications, plans and particulars of weights, size and dimensions contained in the technical or commercial documentation of Nexans is indicative only and shall not be binding on Nexans or be treated as constituting a representation on the part of Nexans.



Version 2 Generated 10/01/20 www.nexans.co.uk Page 286 / 414

LANmark-OF ENSPACE LC Adaptor Modules

Contact

LAN Systems (Nexans Cabling Solutions)
Phone: +44 (0)1256 486640
ncs.uk@nexans.com

Nexans ref.	Name	Colour
 NSPACE.PLC12LS	LANmark-OF ENSPACE Adaptor Module 12 LC Multimode Lime Green Shutters Integrated	Lime green

 = Make to order,  = In stock

All drawings, designs, specifications, plans and particulars of weights, size and dimensions contained in the technical or commercial documentation of Nexans is indicative only and shall not be binding on Nexans or be treated as constituting a representation on the part of Nexans.

Version 2 Generated 10/01/20 www.nexans.co.uk Page 287 / 414



LANmark-OF ENSPACE MTP Adaptor Modules

Contact

LAN Systems (Nexans Cabling Solutions)
 Phone: +44 (0)1256 486640
 ncs.uk@nexans.com

- ENSPACE module with MTP adaptors in the front
- Module can be easily mounted into Nexans' ENSPACE patch panel
- Modules can be installed from front and rear of panel

DESCRIPTION

The ENSPACE system consists of 3 sub-components: the patch panels, the modules and the Pre-Terms.

The modules can be installed in the trays from the rear and from the front of the panel increasing the flexibility of installation.


Up to 12 ENSPACE MTP adaptor modules can be installed per 1U into the ENSPACE UHD patch panels.

Up to 8 ENSPACE MTP adaptor modules can be installed per 1U into the ENSPACE HD patch panels.

Port labeling is printed on the cover of the ENSPACE modules.

The fan-out legs of the MTP-MTP Pre-Term enter the modules from the rear and are fixed inside the module for strain relief.

* MTP is a trade mark of US Conec



LANmark-OF

PRODUCT LIST

STANDARDS

International ISO/IEC 11801

Nexans ref.	Name	Number of ports	Fiber optic type
NSPACE.PMTP4A	LANmark-OF ENSPACE Adaptor Module 4x MTP Multimode Key Up Key Down Aqua	4	MultiMode 50/125
NSPACE.PMTP6G	LANmark-OF ENSPACE Adaptor Module 6x MTP Singlemode Key Up Key Down Green	6	SingleMode 9/125
NSPACE.PMTP6U	LANmark-OF ENSPACE Adaptor Module 6x MTP Multimode Key Up Key Up Grey	6	MultiMode 50/125
NSPACE.PMTP6A	LANmark-OF ENSPACE Adaptor Module 6x MTP Multimode Key Up Key Down Aqua	6	MultiMode 50/125
NSPACE.PMTP4U	LANmark-OF ENSPACE Adaptor Module 4x MTP Multimode Key Up Key Up Grey	4	MultiMode 50/125
NSPACE.PMTP4G	LANmark-OF ENSPACE Adaptor Module 4x MTP Singlemode Key Up Key Down Green	4	SingleMode 9/125
NSPACE.PMTP4V	LANmark-OF ENSPACE Adaptor Module 4x MTP Multimode Key Up Key Down Violet	4	MultiMode 50/125
NSPACE.PMTP6V	LANmark-OF ENSPACE Adaptor Module 6x MTP Multimode Key Up Key Down Violet	6	MultiMode 50/125

= Make to order, = In stock

All drawings, designs, specifications, plans and particulars of weights, size and dimensions contained in the technical or commercial documentation of Nexans is indicative only and shall not be binding on Nexans or be treated as constituting a representation on the part of Nexans.

Version 1 Generated 10/01/20 www.nexans.co.uk Page 288 / 414



LANmark-OF ENSPACE MTP-LC Modules

Contact

LAN Systems (Nexans Cabling Solutions)
Phone: +44 (0)1256 486640
ncs.uk@nexans.com

- ENSPACE module with 12 LC adaptors in the front and 1 MTP adaptor in the rear
- Low loss performance for multimode and for singlemode for MTP-12LC fibre assembly inside module
- Straight or crossed wiring
- Module can be easily mounted into Nexans' ENSPACE patch panel
- Modules can be installed from front and rear of panel

DESCRIPTION

The ENSPACE MTP-modules have 3 quad LC adaptors in the front and one MTP adaptor in the back. Inside a fibre assembly connects the LC- and MTP-adaptors.

The sleeve of the LC adaptor is made of high quality zirconia. Metallic shutters are integrated into the LC adaptors.

The modules can be installed in the trays from the rear and from the front of the ENSPACE panel increasing the flexibility during installation, and for moves, adds and changes.

Up to 12 ENSPACE MTP-modules can be installed quickly into the ENSPACE UHD 1U patch panel. With these 12 modules a Ultra High Density of 144 LC within 1U can be achieved.

Up to 8 ENSPACE MTP-modules can be installed quickly into the ENSPACE HD 1U patch panel. With these 8 modules a High Density of 96 LC within 1U can be achieved.

Fibre labeling is printed on the cover of the ENSPACE modules.

For polarity methods A,B and C of standard TIA-568-C following modules and trunks need to be used:

- For a polarity method A implementation with a method A Pre-Term straight modules are used on both sides of the link.
- For a polarity method B implementation with a method B Pre-Term a straight cassette is used on one side of the link and a crossed module on the other side of the link.
- For a polarity method C implementation with a method C Pre-Term straight modules are used on both sides of the link.

The ENSPACE module has standard un-pinned (female) connectors. This matches perfectly with the pinned (male) connectors of the male MTP-connector of the ENSPACE MTP Pre-Term.

The insertion loss of the modules is measured according to IEC 61300-3-45. The minimum return loss of the module is measured according to IEC 61300-3-6.

Since all connectivity is factory terminated and tested installation times are short facilitating a quick deployment.

* MTP is a trade name of US Conec



LANmark-OF

STANDARDS









International ISO/IEC 11801



LANmark-OF ENSPACE MTP-LC Modules

Contact

LAN Systems (Nexans Cabling Solutions)
Phone: +44 (0)1256 486640
ncs.uk@nexans.com

PRODUCT LIST

Nexans ref.	Name	Colour	Fiber optic type	Wiring type
 NSPACE.MCLC12AS	LANmark-OF ENSPACE MTP-Module Crossed 12 LC Multimode Aqua Shutters Integrated	Aqua	Multimode	Crossed
 NSPACE.MSLC12BS	LANmark-OF ENSPACE MTP-Module Straight 12 LC Singlemode Blue Shutters Integrated	Blue	SingleMode 9/125	Straight
 NSPACE.MCLC12BS	LANmark-OF ENSPACE MTP-Module Crossed 12 LC Singlemode Blue Shutters Integrated	Blue	SingleMode 9/125	Crossed
 NSPACE.MSLC12LS	LANmark-OF ENSPACE MTP-Module Straight 12 LC Multimode OM5 Lime Green Shutters Integrated	Lime green	OM5 50/125 Wideband	Straight
 NSPACE.MSLC12AS	LANmark-OF ENSPACE MTP-Module Straight 12 LC Multimode Aqua Shutters Integrated	Aqua	Multimode	Straight
 NSPACE.MCLC12LS	LANmark-OF ENSPACE MTP-Module Crossed 12 LC Multimode OM5 Lime Green Shutters Integrated	Lime green	OM5 50/125 Wideband	Crossed
 NSPACE.MCLC12VS	LANmark-OF ENSPACE MTP-Module Crossed 12 LC Multimode Violet Shutters Integrated	Violet	Multimode	Crossed
 NSPACE.MSLC12VS	LANmark-OF ENSPACE MTP-Module Straight 12 LC Multimode Violet Shutters Integrated	Violet	Multimode	Straight

 = Make to order,  = In stock

All drawings, designs, specifications, plans and particulars of weights, size and dimensions contained in the technical or commercial documentation of Nexans is indicative only and shall not be binding on Nexans or be treated as constituting a representation on the part of Nexans.

Version 1 Generated 10/01/20 www.nexans.co.uk Page 290 / 414



LANmark-OF Female Plug&Play MTP-LC Module

Contact

LAN Systems (Nexans Cabling Solutions)
Phone: +44 (0)1256 486640
ncs.uk@nexans.com

- Play&Play module with 12 LC or 24 LC connections
- Available in LANmark-OF OM4 multimode and LANmark-OF OS2 singlemode
- Low loss optical performance for singlemode and multimode: 0,5 dB insertion loss
- Module can be easily mounted into Nexans' Plug&Play patch panel
- High density: 4 modules fit into 1U
- Straight or crossed wiring
- Plug&Play modules are pre-installed and 100 % factory tested

DESCRIPTION

The Plug&Play system consists of 3 subcomponents: the Plug&Play modules, the MTP-MTP* Pre-Terms and the Plug&Play patch panel.

The central component is the pre-installed Plug&Play module. The MTP connector at the back of the module connects at once 12 fibres to the MTP-MTP Pre-Term. Inside the module the fibres are spread out towards the LC adaptors at the front.

Up to 4 Plug&Play modules can be installed quickly into the Plug&Play patch panel with push rivets. With these 4 modules a medium density of 48 LC or a high density of 96 LC connections within 1U can be achieved.

The insertion loss for the multimode Plug&Play module is 0,5 dB measured according to standard IEC 61300-3-45 with 0,25 dB being a typical value. The minimum return loss for a multimode MTP connection is 20 dB measured according to IEC 61300-3-6. The multimode modules are available with OM4 fibres for multimode and are backwards compatible with OM3 fibres. The multimode adaptors are aqua.

The insertion loss for the singlemode Plug&Play module is 0,5 dB measured according to standard IEC 61300-3-45 with 0,25 dB being a typical value. The minimum return loss for a singlemode MTP connection is 45 dB measured according to IEC 61300-3-6.

The modules are available with a straight and a crossed wiring.

For polarity methods A,B and C of standard TIA-568-C following modules and trunks need to be used:

- For a polarity method A implementation with a method A Pre-Term straight modules are used on both sides of the link.
- For a polarity method B implementation with a method B Pre-Term a straight cassette is used on one side of the link and a crossed module on the other side of the link.
- For a polarity method C implementation with a method C Pre-Term straight modules are used on both sides of the link.

The Plug&Play module has standard unpinned (female) connectors. This matches perfectly with the pinned (male) connectors of the MTP-MTP Pre-Term.

Since all connectivity is factory terminated and tested installation times are short facilitating a quick deployment.

* MTP is a trade name of US Conec



LANmark-OF

STANDARDS

International ISO/IEC 11801

LANmark-OF Female Plug&Play MTP-LC Module

Contact

LAN Systems (Nexans Cabling Solutions)
Phone: +44 (0)1256 486640
ncs.uk@nexans.com

PRODUCT LIST

Nexans ref.	Name	Number of optical fibres	Wiring type	Fiber optic type	Connector type
☎ N441.5L24LC4FS	LANmark-OF Plug&Play Low Loss Module Female Straight 24 LC OM4 Aqua	24	Straight	MultiMode 50/125	LC
☎ N441.5L12LC4FS	LANmark-OF Plug&Play Low Loss Module Female Straight 12 LC OM4 Aqua	12	Straight	MultiMode 50/125	LC
☎ N441.5L12LC0FS	LANmark-OF Plug&Play Low Loss Module Female Straight 12 LC SM Blue	12	Straight	SingleMode 9/125	LC
☎ N441.5L24LC0FS	LANmark-OF Plug&Play Low Loss Module Female Straight 24 LC SM Blue	24	Straight	SingleMode 9/125	LC
☎ N441.5L12LC4FC	LANmark-OF Plug&Play Low Loss Module Female Crossed 12 LC OM4 Aqua	12	Crossed	MultiMode 50/125	LC
☎ N441.5L24LC4FC	LANmark-OF Plug&Play Low Loss Module Female Crossed 24 LC OM4 Aqua	24	Crossed	MultiMode 50/125	LC
☎ N441.5L12LC0FC	LANmark-OF Plug&Play Low Loss Module Female Crossed 12 LC SM Blue	12	Crossed	SingleMode 9/125	LC
☎ N441.5L24LC0FC	LANmark-OF Plug&Play Low Loss Module Female Crossed 24 LC SM Blue	24	Crossed	SingleMode 9/125	LC

☎ = Make to order, 📦 = In stock

All drawings, designs, specifications, plans and particulars of weights, size and dimensions contained in the technical or commercial documentation of Nexans is indicative only and shall not be binding on Nexans or be treated as constituting a representation on the part of Nexans.

Version 1 Generated 10/01/20 www.nexans.co.uk Page 292 / 414



LANmark-OF Plug&Play Adapter Plates

Contact

LAN Systems (Nexans Cabling Solutions)
Phone: +44 (0)1256 486640
ncs.uk@nexans.com

- Adapter plates for 3DSC, 6DSC, 6DLC or 12DLC
- Available in multimode and singlemode
- Module can be easily mounted into Nexans' Plug&Play patch panel
- High density: 4 modules fit into 1U

DESCRIPTION

Application

The adaptor plates are designed for a fast installation inside the Nexans Plug&Play panels. They allow a wide range of connectivity options. A mix of different adaptor types and a combination of singlemode and multimode within the same panel is possible.

Compatibility


The adapter plates are installed in the LANmark-OF Plug&Play Patch panels (N439.3MPP). Up to 4 adapters plates can be installed into one patch panel.

Adapter plate versions.

The adapter plates are available with a density of 3DSC, 6DSC, 6DLC or 12DLC. This results in a medium density of 48SC/48LC or a high density of 96 LC in one patch panel.

The adapter plates are available for multimode and singlemode.

Blank adapter plates reserve fibre space for future use.



LANmark-OF

STANDARDS

International ISO/IEC 11801

Nexans ref.	Name	Connector type	Fiber optic type
N205.ALC12MMA	LANmark-OF Adaptor Plate 12 LC Multimode Aqua	LC	Multimode
N205.ALC12MMV	LANmark-OF Adaptor Plate 12 LC Multimode Violet	LC	Multimode
N205.ALC24MMA	LANmark-OF Adaptor Plate 24 LC Multimode Aqua	LC	Multimode
N205.ALC24MMV	LANmark-OF Adaptor Plate 24 LC Multimode Violet	LC	Multimode
N205.ALC12SMB	LANmark-OF Adaptor Plate 12 LC Singlemode Blue	LC	SingleMode 9/125
N205.ALC24SMB	LANmark-OF Adaptor Plate 24 LC Singlemode Blue	LC	SingleMode 9/125
N205.ALC12SAG	LANmark-OF Adaptor Plate 12 LC Singlemode APC Green	LC/APC	SingleMode 9/125
N205.ALC24SAG	LANmark-OF Adaptor Plate 24 LC Singlemode APC Green	LC/APC	SingleMode 9/125
N205.ASC06MMA	LANmark-OF Adaptor Plate 6 SC Multimode Aqua	SC	Multimode
N205.ASC12MMA	LANmark-OF Adaptor Plate 12 SC Multimode Aqua	SC	Multimode
N205.ASC06SMB	LANmark-OF Adaptor Plate 6 SC Singlemode Blue	SC	SingleMode 9/125
N205.ASC12SMB	LANmark-OF Adaptor Plate 12 SC Singlemode Blue	SC	SingleMode 9/125
N205.ASC06SAG	LANmark-OF Adaptor Plate 6 SC Singlemode APC Green	SC/APC	SingleMode 9/125
N205.ASC12SAG	LANmark-OF Adaptor Plate 12 SC Singlemode APC Green	SC/APC	SingleMode 9/125

All drawings, designs, specifications, plans and particulars of weights, size and dimensions contained in the technical or commercial documentation of Nexans is indicative only and shall not be binding on Nexans or be treated as constituting a representation on the part of Nexans.

Version 1 Generated 10/01/20 www.nexans.co.uk Page 293 / 414

Contact

LAN Systems (Nexans Cabling Solutions)

Phone: +44 (0)1256 486640

ncs.uk@nexans.com

LANmark-OF Cleaning Tools

Contact

LAN Systems (Nexans Cabling Solutions)
Phone: +44 (0)1256 486640
nxs.uk@nexans.com

- Cleaning tools for cleaning fibre connector and adaptors
- Cleaning tools for single connectors:SC,ST and LC
- Cleaning tools for male and female array connectors



DESCRIPTION

Cleaning of fibre connectors and adaptors is extremely important to achieve optimal optical performance and low loss connectivity. The Nexans' cleaning tools allow cleaning unmated connectors and can also clean connectors that are installed in a patch panel. The cassette MPO cleaner allows cleaning effectively unmated male MPO connectors.



PRODUCT LIST

Nexans ref.	Name
 N890.122	LANmark-OF LC Cleaning Tool
 N890.120	LANmark-OF MPO Cleaning Tool
 N890.121	LANmark-OF SC/ST Cleaning Tool

 = Make to order,  = In stock

STANDARDS

International ISO/
IEC 11801:2002/Amd 1:2008/
Cor 1:2008

All drawings, designs, specifications, plans and particulars of weights, size and dimensions contained in the technical or commercial documentation of Nexans is indicative only and shall not be binding on Nexans or be treated as constituting a representation on the part of Nexans.

Version 1 Generated 10/01/20 www.nexans.co.uk Page 295 / 414

LANmark-OF Fibre Accessories

Contact

LAN Systems (Nexans Cabling Solutions)
Phone: +44 (0)1256 486640
ncs.uk@nexans.com

- OF-LANmark accessories to complete the whole system.
- OF splice trays
- SC & ST connectors
- SC & ST couplers
- Fusion splice protection & Tool
- Cable gland & splitter tube
- Micro tube

DESCRIPTION

Application

- Optical fibre accessories to complete all Nexans OF products, patch panels, ZD boxes, splitter box.
- Designed for the installation of zone wiring, fibre to the office, fibre to the desk and backbone connections.

Compatibility

Suitable for tight buffer cable (direct termination) or loose tube using splice tray and pigtailed

Compatible with all Nexans ST or SC patch panels, zone distribution boxes and splice box

Installation

- The ST and SC connectors are in both versions hot melt or epoxy field installable for easy installing.
- The single ST and dual SC couplers are available in single mode and mono mode to complete all OF structural hardware.
- The splice trays are easy to fix in all Nexans OF patch panels, OF ZD boxes and can distribute 12 optical fibres.
- Cable glands can be useful for entering cables or distributing fibres in to the OF patch panels and OF ZD boxes.
- Aluminium fusion splice protection protect the spliced fibres and are easily manageable in the splice tray.
- A tool is offered for easy installing the aluminium fusion splice protection.
- Splitter tube aloud to split up your cable into different patch panels.
- A blind plate completes the e-ssential patch panel when used as splice patch panel.
- Micro tubes of 0.9mm can be used to install a hot melt connector on a loose tube fibre.



LANmark-OF

STANDARDS








International ISO/IEC 11801



All drawings, designs, specifications, plans and particulars of weights, size and dimensions contained in the technical or commercial documentation of Nexans is indicative only and shall not be binding on Nexans or be treated as constituting a representation on the part of Nexans.

Version V1.0 Generated 10/01/20 www.nexans.co.uk Page 296 / 414

The Nexans logo, featuring a stylized red 'N' followed by the word 'Nexans' in a black sans-serif font.

PRODUCT LIST

Nexans ref.	Name
 N890.043	Cable gland for splitter tube
 N890.148	LANmark-OF Cable Gland Rubber Boot 20 mm 10X
 N890.147	LANmark-OF Cable gland 20mm
 N890.146	LANmark-OF Cable gland 25mm
 N890.070	LANmark-OF Fibre Organiser 10X
 N890.170	LANmark-OF Mini RouteFloor 5mm
 N890.045	Microtube 0.9 mm

 = Make to order,  = In stock

LANmark-OF MTP PRO Tools and Accessories

Contact

LAN Systems (Nexans Cabling Solutions)
Phone: +44 (0)1256 486640
ncs.uk@nexans.com





- Tools and accessories for MTP PRO connectivity



DESCRIPTION

With MTP PRO connectors gender and polarity can be changed easily in the field. This requires a MTP PRO field tool. As accessories pin exchangers are available.



PRODUCT LIST

Nexans ref.	Name
 N890.165	LANmark-OF MTP PRO Gendre and Polarity Field Tool
 N890.161	LANmark-OF MTP PRO Pin Exchanger Male Multimode Aqua 10X
 N890.163	LANmark-OF MTP PRO Pin Exchanger Male Singlemode Yellow 10X
 N890.160	LANmark-OF MTP PRO Sample Box

 = Make to order,  = In stock

STANDARDS

International ISO/IEC 11801

All drawings, designs, specifications, plans and particulars of weights, size and dimensions contained in the technical or commercial documentation of Nexans is indicative only and shall not be binding on Nexans or be treated as constituting a representation on the part of Nexans.

Version 1 Generated 10/01/20 www.nexans.co.uk Page 298 / 414

Today's Scenario

Technology evolution and growing demands are creating increasingly complex, high-performing networks and cabling. There is expectancy in higher availability of the network. Data Centres demand 99.99XX uptime. IT incidents are expected to be resolved faster and there is a need for improved security of your network.

With most of the IT services being outsourced, there is high-level performance expected from Service providers especially considering the increasing trend in the growth of remote location offices.

Some Critical problems faced by IT teams when it comes to physical infrastructure and networks are:

1. Manual Documentation and software only documentation methods always need human interference for the timely update on the changes done within the network which involves the risk of inaccurate documentation.
2. Poor documentation of cabling infrastructure often leads to increased downtime and delayed troubleshooting of IT Incidents. Once the IT Incidents Issues are resolved, recording the changes or updates are sometimes often forgotten or are pending work that would be done at a later stage increase risk on accuracy.
3. More often than not, additional Switches are purchased to cater to the growth on the network without fully utilizing the existing network switch ports.
4. While considering Moves, Adds and Changes, the physical connectivity path between the switch ports to the end user outlet are not accurate, sometimes leading to discontinuing of existing services or delays in installing new services.
5. Identifying unauthorized devices is possible by most of the existing software by identifying the MAC/IP address of the rogue device, but accurately finding their location in your network is a difficult task and could compromise your organisation's security.
6. Most of the IT services today are being outsourced but the management of cabling infrastructure is often forgotten which leads to a knowledge gap during transfer or handover of IT Services. The consequences increase in MTTR (Mean Time to Resolve) incidents.

For businesses to stay competitive, productive and enjoy profitable growth, they must also focus on IT supporting infrastructure. Documentation and administration of cabling infrastructure are critically important to ensure a minimum of downtime errors.

What is LANSense and Why you need LANSense for your Organisation?

LANSense helps you to manage your cabling infrastructure with ease. LANSense is Nexans' Intelligent Automated Infrastructure Management Solution. LANSense benefits users in Enterprise and Data Centres, like **IT Managers, IT Service Providers, Data Centre Manager, and Network Users.**

LANSense is a combination of intelligent hardware and software which :



Automated Infrastructure Management

Contact

LAN Systems (Nexans Cabling Solutions)
Phone: +44 (0)1256 486640
ncs.uk@nexans.com

1. Guarantees 100% accurate up to date documentation of the physical layer.
2. Improves network utilization by identifying recoverable switch ports enabling accurate network capacity planning and reducing CAP-Ex and OP-Ex costs.
3. Suggests the best routing path for performing and managing Moves, Adds, and Changes
4. Provides a virtual view of the organizations' network.
5. Help you to manage your organisations' network remotely and guides unskilled/semiskilled persons to perform changes during critical situations.

For more information on becoming a Nexans Certified LANsense Partner please contact us at ncs.uk@nexans.com

LANsense Sliding Fibre Panels

Contact

LAN Systems (Nexans Cabling Solutions)
Phone: +44 (0)1256 486640
ncs.uk@nexans.com

- Preloaded patch panels with adaptors for fast installation in data centres
- High density connectivity: up to 48 LC or 96 LC.
- Sliding and tilting patch panel for ease of installation, upgrade and maintenance
- Optimised for installation of Pre-Term with advanced fibre management features
- Improved splice cassettes with hinged trays for ease of installation and inspection
- Labelling facility for port identification and patch cord management within 1 U

DESCRIPTION

The new pre-loaded patch panel is specifically designed for installation in data centers where the high density, integrated patch cord guide and enhanced installation benefits of the patch panel meet the key requirements for implementation.

The patch panels are pre-loaded with LC adaptors and are available in medium and high-density versions. The medium density patch panel provides 48 LC connections, while the high-density version has 96 LC connections. Singlemode and multimode versions are available.

The new patch cord guide sits in front of the adaptors and allows the patch cords to be managed within the same 1 U saving expensive rack space.

The patch cord guide also provides a labeling facility to identify connections. Additional labeling is provided by printed port numbers on the adaptor plate.

The newly developed chassis of the patch panel can be removed from the rack completely to ease installation of direct terminated or spliced fibre and faster installation of pre-terminated cables. The tray tilts and slides for improved access to the installed fibres for inspection.

The pre-loaded patch panel has extended cable management with multiple entries to provide maximum flexibility. It accommodates both cable glands and tie wraps for strain relief of the cables. The cable gland sizes are 20 mm (8x) and 25 mm (2x).

For improved fibre management the fibres can be arranged in 4 separate loops for added flexibility and organisation. The support bases and the rings for these 4 loops are included.

The patch panel chassis has multiple, specially designed, slots at the rear to fix the cable glands of Nexans' pre-terminated cables. There is ample space inside the patch panel to organise the flexible fan-out of the pre-terminated cables.

Up to 4 splice cassettes (N890.090 and N890.091) can be installed inside the tray of the patch panel. Only one cover (N890.093) is required to close the splice cassettes at the top. The bottom splice cassette is fixed with screws to the chassis of the patch panel. Splice cassettes are fixed with hinges to the cassette below and with such an installation the splice cassettes can be lifted and tilted for improved access to the splices inside the patch panel. This facilitates the inspection of the splices after installation.

Each splice cassette for heat shrink protectors (N890.090) can accommodate 12 splices allowing a maximum of 48 splices for the complete patch panel.

The splice cassette for aluminium protectors (N890.091) has a maximum of 24 splices resulting in a maximum of 96 splices per patch panel. N890.091 can only be used with maxistrrip pigtailed cables and cables with 250 um fibres.

Splice cassettes are not included in the patch panel.



LANsense™

STANDARDS

International ISO/IEC 11801

All drawings, designs, specifications, plans and particulars of weights, size and dimensions contained in the technical or commercial documentation of Nexans is indicative only and shall not be binding on Nexans or be treated as constituting a representation on the part of Nexans.

Version RRA.01 Generated 10/01/20 www.nexans.co.uk Page 301 / 414

LANsense Sliding Fibre Panels

Contact

LAN Systems (Nexans Cabling Solutions)
Phone: +44 (0)1256 486640
ncs.uk@nexans.com

The front adaptor plate can be fixed in a flush or recessed position in the rack using the adjustable side brackets. When the panel is installed recessed the distance between the rack vertical and the rear of the panel is 288 mm. The front cord management projection is 67 mm. When the panel is installed flush the distance between the rack vertical and the rear of the panel is 248 mm. The front cord management projection is 107 mm.




Panels are fully painted in black for a professional look and feel.



LANsense Sliding Fibre Panels

Contact

LAN Systems (Nexans Cabling Solutions)
Phone: +44 (0)1256 486640
ncs.uk@nexans.com

PRODUCT LIST

Nexans ref.	Name
 N883.2B48LCMM	LANsense Pre Loaded Patch Panel 48 LC Multimode Sliding Black
 N883.2B48LCSM	LANsense Pre-Loaded Patch Panel 48 LC Singlemode Sliding Black
 N883.2B96LCMM	LANsense Pre-Loaded Patch Panel 96 LC Multimode Sliding Black
 N883.2B96LCSM	LANsense Pre-Loaded Patch Panel 96 LC Singlemode Sliding Black

 = Make to order,  = In stock

The all-new LANsense Software is built using modern tools. It is fully compatible with existing LANsense NGA hardware. Read the description to know more.

DESCRIPTION

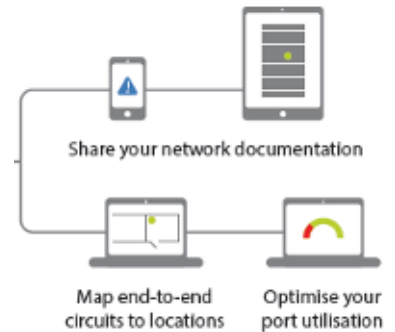
The new LANsense software:

- 64-bit application (makes better use of a modern O/S)
- Professional SQL database (including the use of enterprise-class platforms)
- VM ready
- Current technology & interfaces
- Optional discovery module
- Web application – no client software required. Installed on a server, compatible with HTML 5 browser (database accessible from any machine in your organisation)
- Phone/tablet capability
- AIM standard compliant
- Annual licenses available after the first year
- Fully compatible with existing NGA hardware
- Improved NGA hardware testing
- Discovery only connects to switches – less network traffic overhead
- Cabinet view, circuit trace, floor plans, and numerous reports included
- Multi-language per user
- Training and support available
- Supports cross-connect and inter-connect configurations

Features:

- **Graphical Representation** Real-Time graphical visualization of your network infrastructure like Racks, Patch Panels, Networking Equipments, Servers etc.
- **Circuit Connectivity:** LANsense provides the real-time end to end circuit connectivity information from the networking equipment end (Managed Switches) to the End devices, along with the information of physical infrastructure included in the trace
- **Floor Planners:** An interactive tool used for documenting your end devices and locating them on the floor plans. Floor plans of Data Centers, IT rooms, MDF/IDF, Building floors and Rooms can be uploaded. Cabling infrastructure elements like Floor Boxes, Cabinets, Data/Voice sockets etc can be dropped on the floor plan.
- **Work Orders:** A management tool used for maintenance, repair, and operation related to your network infrastructure
- **Email Notification and Logs:** LANsense detects changes related to physical activity in your network on selected events and notifies the user providing an additional layer of security.
- **Dashboards and reports:** LANsense software gives a quick and simplified overview of the status of your network infrastructure on the home page and generates reports

The software is fully compatible with existing NGA Hardware.



LANsense™

STANDARDS

International ISO/IEC 18598

SOFTWARE SYSTEM REQUIREMENTS

Server Software Requirements

- Microsoft Windows 2012 Server R2 (UK English) or above (Server 2008 also supported for existing customers)
- Microsoft SQL Server (Standard Edition) 2012 (UK English) or above (2008 also supported), appropriate licenses
- Microsoft .NET framework version 4.x
- Microsoft IIS (Internet Information Services.) version 7 and above
- Optional - VMWARE Workstation 15v Player only required for LANsense Active Discovery

Server Hardware Requirements

- Dedicated Server
- Quad Core 3.1Ghz or faster with Virtualization Technology (VT)
- 16Gb RAM
- Fast network connection. Gigabit preferred.
- 1TB disk space (Fast drives) (2Gb must be available always to allow for transaction files)

Remote Access preferable for support

LAN Cabling Systems

LANsense Active Discovery 1,000 Switch Ports

Contact

LAN Systems (Nexans Cabling Solutions)
Phone: +44 (0)1256 486640
ncs.uk@nexans.com

Nexans ref.: [N874.AD1K](#)

LANsense Active Discovery 1,000 Switch Ports - Discovers and monitors up to 1,000 Switch Ports

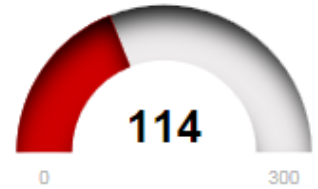
DESCRIPTION

LANsense Active Discovery communicates with your networking switches via SNMP read-only, bridging the gap between the Physical layer and the Logical layer of your network. Some features of the LANsense Active Discovery are:

1. Discovers the different networks/VLAN's within your organisation.
2. Keeps the history of Information of the previously connected devices to your switch ports.
3. Helps identify recoverable ports that have not been used over a user-defined number of days.
4. Provides information of the end devices like IP/MAC addresses and Hostname.
5. Provides Link Status and Link Speed information of each switch ports
6. Provides information about the PoE status of a PoE enabled switches.
7. Discovers Unauthorized devices connected on the network.

LANsense Active Discovery combines these data obtained from the network and links them up with the Physical layer and gives the User the desired control required to monitor and manage the network.

Illegal patches



LANsense™

STANDARDS

International ISO/IEC 18598

CHARACTERISTICS

Usage characteristics

Number of ports

1000

All drawings, designs, specifications, plans and particulars of weights, size and dimensions contained in the technical or commercial documentation of Nexans is indicative only and shall not be binding on Nexans or be treated as constituting a representation on the part of Nexans.

Version RRA v2 Generated 10/01/20 www.nexans.co.uk Page 306 / 414

 Nexans

LAN Cabling Systems

LANsense Active Discovery 10,000 Switch Ports

Contact

LAN Systems (Nexans Cabling Solutions)
Phone: +44 (0)1256 486640
ncs.uk@nexans.com

Nexans ref.: [N874.AD10K](#)

LANsense Active Discovery 10,000 Switch Ports - Discovers and monitors up to 10,000 Switch Ports

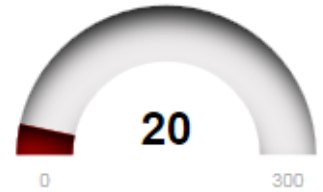
DESCRIPTION

LANsense Active Discovery communicates with your networking switches via SNMP read-only, bridging the gap between the Physical layer and the Logical layer of your network. Some features of the LANsense Active Discovery are:

1. Discovers the different networks/VLAN's within your organisation.
2. Keeps the history of Information of the previously connected devices to your switch ports.
3. Helps identify recoverable ports that have not been used over a user-defined number of days.
4. Provides information of the end devices like IP/MAC addresses and Hostname.
5. Provides Link Status and Link Speed information of each switch ports
6. Provides information about the PoE status of a PoE enabled switches.
7. Discovers Unauthorized devices connected on the network.

LANsense Active Discovery combines these data obtained from the network and links them up with the Physical layer and gives the User the desired control required to monitor and manage the network.

Unauthorised devices



LANsense™

STANDARDS

International ISO/IEC 18598

CHARACTERISTICS

Usage characteristics

Number of ports

10000

All drawings, designs, specifications, plans and particulars of weights, size and dimensions contained in the technical or commercial documentation of Nexans is indicative only and shall not be binding on Nexans or be treated as constituting a representation on the part of Nexans.

Version RRA v2 Generated 10/01/20 www.nexans.co.uk Page 307 / 414

LAN Cabling Systems

LANsense Active Discovery 2,500 Switch Ports

Contact

LAN Systems (Nexans Cabling Solutions)
Phone: +44 (0)1256 486640
ncs.uk@nexans.com

Nexans ref.: [N874.AD2.5K](#)

LANsense Active Discovery 2,500 Switch Ports - Discovers and monitors up to 2,500 Switch Ports

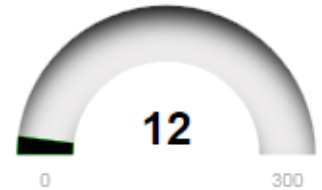
DESCRIPTION

LANsense Active Discovery communicates with your networking switches via SNMP read-only, bridging the gap between the Physical layer and the Logical layer of your network. Some features of the LANsense Active Discovery are:

1. Discovers the different networks/VLAN's within your organisation.
2. Keeps the history of Information of the previously connected devices to your switch ports.
3. Helps identify recoverable ports that have not been used over a user-defined number of days.
4. Provides information of the end devices like IP/MAC addresses and Hostname.
5. Provides Link Status and Link Speed information of each switch ports
6. Provides information about the PoE status of a PoE enabled switches.
7. Discovers Unauthorized devices connected on the network.

LANsense Active Discovery combines these data obtained from the network and links them up with the Physical layer and gives the User the desired control required to monitor and manage the network.

New devices



LANsense™

STANDARDS

International ISO/IEC 18598

CHARACTERISTICS

Usage characteristics

Number of ports

1

All drawings, designs, specifications, plans and particulars of weights, size and dimensions contained in the technical or commercial documentation of Nexans is indicative only and shall not be binding on Nexans or be treated as constituting a representation on the part of Nexans.

Version RRA v2 Generated 10/01/20 www.nexans.co.uk Page 308 / 414

The Nexans logo consists of a stylized red 'N' followed by the word 'Nexans' in a black sans-serif font.

LAN Cabling Systems

LANsense Active Discovery 5,000 Switch Ports

Contact

LAN Systems (Nexans Cabling Solutions)
Phone: +44 (0)1256 486640
ncs.uk@nexans.com

Nexans ref.: [N874.AD5K](#)

LANsense Active Discovery 5,000 Switch Ports - Discovers and monitors up to 5,000 Switch Ports

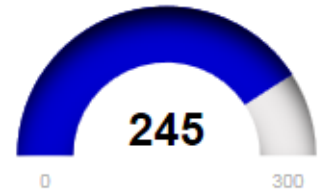
DESCRIPTION

LANsense Active Discovery communicates with your networking switches via SNMP read-only, bridging the gap between the Physical layer and the Logical layer of your network. Some features of the LANsense Active Discovery are:

1. Discovers the different networks/VLAN's within your organisation.
2. Keeps the history of Information of the previously connected devices to your switch ports.
3. Helps identify recoverable ports that have not been used over a user-defined number of days.
4. Provides information of the end devices like IP/MAC addresses and Hostname.
5. Provides Link Status and Link Speed information of each switch ports
6. Provides information about the PoE status of a PoE enabled switches.
7. Discovers Unauthorized devices connected on the network.

LANsense Active Discovery combines these data obtained from the network and links them up with the Physical layer and gives the User the desired control required to monitor and manage the network.

Recoverable ports



LANsense™

STANDARDS

International ISO/IEC 18598

CHARACTERISTICS

Usage characteristics

Number of ports

1

All drawings, designs, specifications, plans and particulars of weights, size and dimensions contained in the technical or commercial documentation of Nexans is indicative only and shall not be binding on Nexans or be treated as constituting a representation on the part of Nexans.

Version RRA v2 Generated 10/01/20 www.nexans.co.uk Page 309 / 414

LAN Cabling Systems

LANsense Active Discovery Unlimited Switch Ports

Contact

LAN Systems (Nexans Cabling Solutions)
Phone: +44 (0)1256 486640
ncs.uk@nexans.com

Nexans ref.: [N874.ADUL](#)

LANsense Active Discovery Unlimited Switch Ports - Discovers and monitors Large and Corporate Enterprise Switch Ports

DESCRIPTION

LANsense Active Discovery communicates with your networking switches via SNMP read-only, bridging the gap between the Physical layer and the Logical layer of your network. Some features of the LANsense Active Discovery are:

1. Discovers the different networks/VLAN's within your organisation.
2. Keeps the history of Information of the previously connected devices to your switch ports.
3. Helps identify recoverable ports that have not been used over a user-defined number of days.
4. Provides information of the end devices like IP/MAC addresses and Hostname.
5. Provides Link Status and Link Speed information of each switch ports
6. Provides information about the PoE status of a PoE enabled switches.
7. Discovers Unauthorized devices connected on the network.

LANsense Active Discovery combines these data obtained from the network and links them up with the Physical layer and gives the User the desired control required to monitor and manage the network.

Multiple devices on ports



LANsense™

STANDARDS

International ISO/IEC 18598

CHARACTERISTICS

Usage characteristics

Number of ports

1

All drawings, designs, specifications, plans and particulars of weights, size and dimensions contained in the technical or commercial documentation of Nexans is indicative only and shall not be binding on Nexans or be treated as constituting a representation on the part of Nexans.

Version RRA v2 Generated 10/01/20 www.nexans.co.uk Page 310 / 414



LAN Cabling Systems

LANsense Annual Maintenance

Contact

LAN Systems (Nexans Cabling Solutions)

Phone: +44 (0)1256 486640

ncs.uk@nexans.com

Nexans ref.: N874.MAIN01

Annual Maintenance Service

DESCRIPTION

The Annual Maintenance and support include:

1. Access to the LANsense Support team.
2. Free software upgrades and updates (at least one release a year)
3. Ability to download bug fixing releases.
4. Online support through telephone calls and the Internet.



LANsense™

STANDARDS

International

Nexans specification

CHARACTERISTICS

Usage characteristics

Number of ports

1

All drawings, designs, specifications, plans and particulars of weights, size and dimensions contained in the technical or commercial documentation of Nexans is indicative only and shall not be binding on Nexans or be treated as constituting a representation on the part of Nexans.

Version RRA v2 Generated 10/01/20 www.nexans.co.uk Page 311 / 414

LAN Cabling Systems

LANsense Building Database Service

Contact

LAN Systems (Nexans Cabling Solutions)

Phone: +44 (0)1256 486640

ncs.uk@nexans.com

Nexans ref.: N874.BUILD

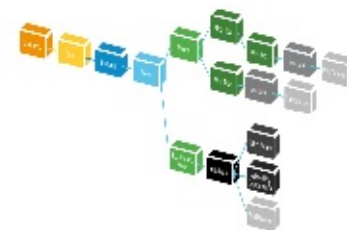
LANsense Building Database Service

DESCRIPTION

Nexans offers database base building services for partners and/or end-users. The services offered are:

1. Building a new database in the software.
2. Migrating an existing database from old software to the new for the already existing LANsense user.
3. Add new languages.
4. Create customized user reports.

Please contact sales for further information and request.



LANsense™

STANDARDS

International

Nexans specification

CHARACTERISTICS

Usage characteristics

Number of ports

1

All drawings, designs, specifications, plans and particulars of weights, size and dimensions contained in the technical or commercial documentation of Nexans is indicative only and shall not be binding on Nexans or be treated as constituting a representation on the part of Nexans.

Version RRA v2 Generated 10/01/20 www.nexans.co.uk Page 312 / 414



LAN Cabling Systems

LANsense Concurrent User Pack

Contact

LAN Systems (Nexans Cabling Solutions)

Phone: +44 (0)1256 486640

ncs.uk@nexans.com

Nexans ref.: N874.CUP

Choice of software functionality

DESCRIPTION

The new LANsense software:

- 64-bit application (makes better use of a modern O/S)
- Professional SQL database (including the use of enterprise-class platforms)
- VM ready
- Current technology & interfaces
- Optional discovery module
- Web application – no client software required. Installed on a server, compatible with HTML 5 browser (database accessible from any machine in your organisation)
- Phone/tablet capability
- AIM standard compliant
- Annual licenses available after the first year
- Fully compatible with existing NGA hardware
- Improved NGA hardware testing
- Discovery only connects to switches – less network traffic overhead
- Cabinet view, circuit trace, floor plans, and numerous reports included
- Multi-language per user
- Training and support available
- Supports cross-connect and inter-connect configurations

Features:

- **Graphical Representation** Real-Time graphical visualization of your network infrastructure like Racks, Patch Panels, Networking Equipments, Servers etc.
- **Circuit Connectivity:** LANsense provides the real-time end to end circuit connectivity information from the networking equipment end (Managed Switches) to the End devices, along with the information of physical infrastructure included in the trace
- **Floor Planners:** An interactive tool used for documenting your end devices and locating them on the floor plans. Floor plans of Data Centers, IT rooms, MDF/IDF, Building floors and Rooms can be uploaded. Cabling infrastructure elements like Floor Boxes, Cabinets, Data/Voice sockets etc can be dropped on the floor plan.
- **Work Orders:** A management tool used for maintenance, repair, and operation related to your network infrastructure
- **Email Notification and Logs:** LANsense detects changes related to physical activity in your network on selected events and notifies the user providing an additional layer of security.
- **Dashboards and reports:** LANsense software gives a quick and simplified overview of the status of your network infrastructure on the home page and generates reports

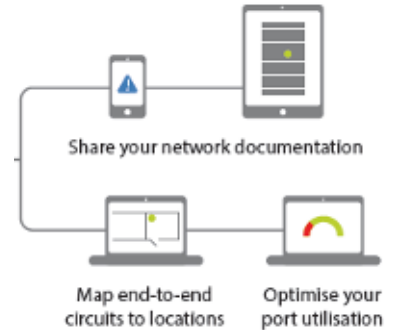
The software is fully compatible with existing NGA Hardware.

CHARACTERISTICS

Usage characteristics

Number of ports

1



LANsense™

STANDARDS

International ISO/IEC 18598

All drawings, designs, specifications, plans and particulars of weights, size and dimensions contained in the technical or commercial documentation of Nexans is indicative only and shall not be binding on Nexans or be treated as constituting a representation on the part of Nexans.

Version RRA v2 Generated 10/01/20 www.nexans.co.uk Page 313 / 414

LAN Cabling Systems

LANsense Enterprise Business Pack

Contact

LAN Systems (Nexans Cabling Solutions)
Phone: +44 (0)1256 486640
ncs.uk@nexans.com

Nexans ref.: [N874.ENBP](#)

This is the base module of the software. The N874.ENBP is licensed based on the total number of Racks/Cabinets.

DESCRIPTION

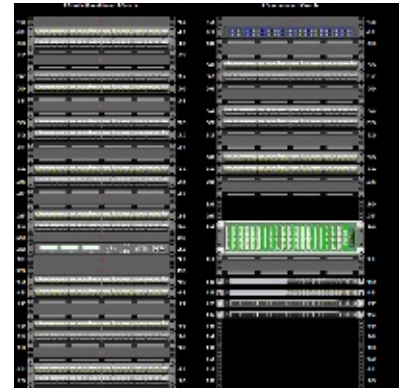
The new LANsense software:

- 64-bit application (makes better use of a modern O/S)
- Professional SQL database (including the use of enterprise-class platforms)
- VM ready
- Current technology & interfaces
- Optional discovery module
- Web application – no client software required. Installed on a server, compatible with HTML 5 browser (database accessible from any machine in your organisation)
- Phone/tablet capability
- AIM standard compliant
- Annual licenses available after the first year
- Fully compatible with existing NGA hardware
- Improved NGA hardware testing
- Discovery only connects to switches – less network traffic overhead
- Cabinet view, circuit trace, floor plans, and numerous reports included
- Multi-language per user
- Training and support available
- Supports cross-connect and inter-connect configurations

Features:

- **Graphical Representation** Real-Time graphical visualization of your network infrastructure like Racks, Patch Panels, Networking Equipments, Servers etc.
- **Circuit Connectivity:** LANsense provides the real-time end to end circuit connectivity information from the networking equipment end (Managed Switches) to the End devices, along with the information of physical infrastructure included in the trace
- **Floor Planners:** An interactive tool used for documenting your end devices and locating them on the floor plans. Floor plans of Data Centers, IT rooms, MDF/IDF, Building floors and Rooms can be uploaded. Cabling infrastructure elements like Floor Boxes, Cabinets, Data/Voice sockets etc can be dropped on the floor plan.
- **Work Orders:** A management tool used for maintenance, repair, and operation related to your network infrastructure
- **Email Notification and Logs:** LANsense detects changes related to physical activity in your network on selected events and notifies the user providing an additional layer of security.
- **Dashboards and reports:** LANsense software gives a quick and simplified overview of the status of your network infrastructure on the home page and generates reports

The software is fully compatible with existing NGA Hardware.



LANsense™

STANDARDS

International ISO/IEC 18598

CHARACTERISTICS

Usage characteristics

Number of ports

1

All drawings, designs, specifications, plans and particulars of weights, size and dimensions contained in the technical or commercial documentation of Nexans is indicative only and shall not be binding on Nexans or be treated as constituting a representation on the part of Nexans.

Version RRA v2 Generated 10/01/20 www.nexans.co.uk Page 314 / 414

The Nexans logo, featuring a stylized red 'N' followed by the word 'Nexans' in a black sans-serif font.

LAN Cabling Systems

LANsense Onsite Installation Service

Contact

LAN Systems (Nexans Cabling Solutions)

Phone: +44 (0)1256 486640

ncs.uk@nexans.com

Nexans ref.: N874.INSTALL

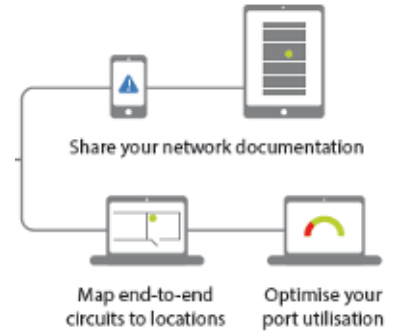
LANsense Installation Service

DESCRIPTION

The installation services are offered for the Initial Installation and configuration of the software.

Please ensure that the pre-requisites installation form is duly filled, completed and Submitted.

Please contact the sales to provide you with the form.



LANsense™

STANDARDS

International
Nexans specification

CHARACTERISTICS

Usage characteristics

Number of ports

1

All drawings, designs, specifications, plans and particulars of weights, size and dimensions contained in the technical or commercial documentation of Nexans is indicative only and shall not be binding on Nexans or be treated as constituting a representation on the part of Nexans.

Version RRA v2 Generated 10/01/20 www.nexans.co.uk Page 315 / 414

LAN Cabling Systems

LANsense Software Integration & Development Service

Contact

LAN Systems (Nexans Cabling Solutions)
Phone: +44 (0)1256 486640
ncs.uk@nexans.com

Nexans ref.: [N874.DEV](#)

LANsense Software Integration Development Service

DESCRIPTION

LANsense system can be integrated with 3rd party applications.

Please contact sales for the further request and information.



LANsense™

STANDARDS

International
Nexans specification

CHARACTERISTICS

Usage characteristics

Number of ports

1

All drawings, designs, specifications, plans and particulars of weights, size and dimensions contained in the technical or commercial documentation of Nexans is indicative only and shall not be binding on Nexans or be treated as constituting a representation on the part of Nexans.

Version RRA v2 Generated 10/01/20 www.nexans.co.uk Page 316 / 414

LAN Cabling Systems

LANsense Training Service

Contact

LAN Systems (Nexans Cabling Solutions)
Phone: +44 (0)1256 486640
ncs.uk@nexans.com

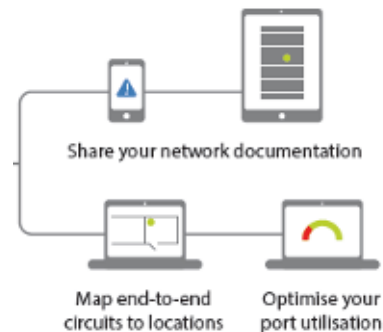
Nexans ref.: N874.TRAIN

LANsense Training Services

DESCRIPTION

LANsense Training services is a 2-day training service offered to potential LANsense partners and/or end users. The Services offered in the Training Program include:

1. How to use the software.
2. Building the database in the software.



LANsense™

STANDARDS

International
Nexans specification

CHARACTERISTICS

Usage characteristics

Number of ports

1

All drawings, designs, specifications, plans and particulars of weights, size and dimensions contained in the technical or commercial documentation of Nexans is indicative only and shall not be binding on Nexans or be treated as constituting a representation on the part of Nexans.

Version RRA v2 Generated 10/01/20 www.nexans.co.uk Page 317 / 414

LANsense Copper Panels

Contact

LAN Systems (Nexans Cabling Solutions)
Phone: +44 (0)1256 486640
ncs.uk@nexans.com

- LANsense Intelligent Patch Panels
- Modular 24 Ports Snap-In patch panel
- Compatible with LANmark EVO connectivity.
- LANmark EVO modular connectors sold separately
- Earthing and grounding features with Nexans exclusive design
- Compatible with Cat 6, Cat 6A, Cat 7A connectors

DESCRIPTION

LANsense copper patch panels carry on-board intelligence which remains dormant until enabled by LANsense analysers and software. The panels have in-built sensors to detect the connection status of each port and an I/O connector to link to the analysers.

Manufactured from steel, the panel provides a robust, high density mounting mechanism for Nexans modular connectors.



LANsense™

STANDARDS

International ISO/IEC 11801

LANsense Copper Panels

Contact

LAN Systems (Nexans Cabling Solutions)
Phone: +44 (0)1256 486640
ncs.uk@nexans.com




CHARACTERISTICS



Usage characteristics

I/O Connector - Panel

Type 2

PRODUCT LIST

Nexans ref.	Name
 N881.671	LANsense Angled Panel 24 Snap-In Black
 N881.675	LANsense Angled Panel 24 Snap-In White
 N881.311	LANsense Panel 24 Snap-In Black

 = Make to order,  = In stock

LANsense Copper Cords


Contact

LAN Systems (Nexans Cabling Solutions)
Phone: +44 (0)1256 486640
ncs.uk@nexans.com

- 9th pin for port detection
- Ensures maximum channel performance
- Cat 6, Cat 6A & Cat 7A
- Screened & Unscreened
- Available in different lengths

DESCRIPTION

The Nexans LANsense patchcord range is suitable for use in voice or data network installations. The 4 pair construction and robust RJ45 connectors provide for long term network reliability. The patchcords have an unobtrusive external probe built into the plug boot which mates with the sensors built into the patch panels. The patchcords can be supplied in different lengths and with different colour latch protectors to allow differentiation of services and workgroups.





























LANsense™



STANDARDS

International EN 50265-2-1;
ISO/IEC 11801

National TIA/EIA-568-B.2

PRODUCT LIST

Nexans ref.	Name	Category	Length [m]	Colour
 N880.LPBLU	LANsense Latch Protector Blue 50x	Cat. 6		Blue
 N880.LPGRN	LANsense Latch Protector Green 50x	Cat. 6		Green
 N880.LPGRY	LANsense Latch Protector Grey 50x	Cat. 6		Grey
 N880.LPORA	LANsense Latch Protector Orange 50x	Cat. 6		Orange
 N880.LPRED	LANsense Latch Protector Red 50x	Cat. 6		Red
 N880.LPWHI	LANsense Latch Protector White 50x	Cat. 6		White
 N880.LPYEL	LANsense Latch Protector Yellow 50x	Cat. 6		Yellow
 N886.P1A010OK	LANsense PatchCord Cat6 LSZH Unscreened	Cat. 6	1	Orange
 N886.P1A015OK	LANsense PatchCord Cat6 LSZH Unscreened	Cat. 6	1.5	Orange
 N886.P1A020OK	LANsense PatchCord Cat6 LSZH Unscreened	Cat. 6	2	Orange
 N886.P1A030OK	LANsense PatchCord Cat6 LSZH Unscreened	Cat. 6	3	Orange
 N886.P1A050OK	LANsense PatchCord Cat6 LSZH Unscreened	Cat. 6	5	Orange
 N886.P1F010OK	LANsense Patch Cord Cat 6 LSZH Screened	Cat. 6	1	Orange
 N886.P1F015OK	LANsense Patch Cord Cat 6 LSZH Screened	Cat. 6	1.5	Orange
 N886.P1F020OK	LANsense Patch Cord Cat 6 LSZH Screened	Cat. 6	2	Orange
 N886.P1F030OK	LANsense Patch Cord Cat 6 LSZH Screened	Cat. 6	3	Orange
 N886.P1F050OK	LANsense Patch Cord Cat 6 LSZH Screened	Cat. 6	5	Orange
 N88A.P1F010OK	LANsense Patch Cord Cat 6A LSZH Screened	Cat. 6A	1	Orange
 N88A.P1F015OK	LANsense Patch Cord Cat 6A LSZH Screened	Cat. 6A	1.5	Orange
 N88A.P1F020OK	LANsense Patch Cord Cat 6A LSZH Screened	Cat. 6A	2	Orange
 N88A.P1F030OK	LANsense Patch Cord Cat 6A LSZH Screened	Cat. 6A	3	Orange
 N88A.P1F050OK	LANsense Patch Cord Cat 6A LSZH Screened	Cat. 6A	5	Orange
 N887.P1H010OK	LANsense Patch Cord Cat 7A LSZH Screened	Cat. 7A	1	Orange
 N887.P1H020OK	LANsense Patch Cord Cat 7A LSZH Screened	Cat. 7A	2	Orange
 N887.P1H030OK	LANsense Patch Cord Cat 7A LSZH Screened	Cat. 7A	3	Orange
 N887.P1H050OK	LANsense Patch Cord Cat 7A LSZH Screened	Cat. 7A	5	Orange

 = Make to order,  = In stock

LANsense Fibre Patchcords

Contact

LAN Systems (Nexans Cabling Solutions)
Phone: +44 (0)1256 486640
ncs.uk@nexans.com

- Additional copper pin for port detection
- High bandwidth OM3 fibre
- Available with LC connectors

DESCRIPTION

The LC LANSense patch cord uses the standard LC duplex connector, enabling high-density fiber connections to be achieved. The LC LANSense cord, however, has an over-boot to incorporate the sensing capability of the LANSense products. The LANSense patch cords are available in both high bandwidth OM4 and single-mode OS2 fibre types and so offer a comprehensive range of patch cords for interfacing with the latest network equipment.



LANsense™

STANDARDS













International ISO/IEC 11801



All drawings, designs, specifications, plans and particulars of weights, size and dimensions contained in the technical or commercial documentation of Nexans is indicative only and shall not be binding on Nexans or be treated as constituting a representation on the part of Nexans.

Version RRA01 Generated 10/01/20 www.nexans.co.uk Page 322 / 414

The Nexans logo features a stylized red 'N' followed by the word 'Nexans' in a black, sans-serif font.

PRODUCT LIST

Nexans ref.	Name	Length [m]	Colour	Connector type
 N884.4LLY1	LC Duplex LANsense Patch Cord - OS2	1	Yellow	LC
 N884.4LLY2	LC Duplex LANsense Patch Cord - OS2	2	Yellow	LC
 N884.4LLY3	LC Duplex LANsense Patch Cord - OS2	3	Yellow	LC
 N884.4LLY5	LC Duplex LANsense Patch Cord - OS2	5	Yellow	LC
 N884.5LLP1	LC Duplex LANsense Patch Cord - OM3	1	Purple	LC
 N884.5LLP2	LC Duplex LANsense Patch Cord - OM3	2	Purple	LC
 N884.5LLP3	LC Duplex LANsense Patch Cord - OM3	3	Purple	LC
 N884.5LLP5	LC Duplex LANsense Patch Cord - OM3	5	Purple	LC
 N884.7LLO1	LC Duplex LANsense Patch Cord - OM4	1	Orange	LC
 N884.7LLO2	LC Duplex LANsense Patch Cord - OM4	2	Orange	LC
 N884.7LLO3	LC Duplex LANsense Patch Cord - OM4	3	Orange	LC
 N884.7LLO5	LC Duplex LANsense Patch Cord - OM4	5	Orange	LC

 = Make to order,  = In stock

LANsense NGA

Contact

LAN Systems (Nexans Cabling Solutions)
Phone: +44 (0)1256 486640
ncs.uk@nexans.com

- Next Generation Analyser
- Seperate analyser and display functions
- Increased density
- Supports additional functionality
- Simplified and more flexible system design

DESCRIPTION

The Next Generation Analyser is an exciting new development which opens up many possibilities for efficient analyzer network design and advanced functionality to support the LANsense platform

Key features

- System Master Card (SMC) running Linux OS
- Self-diagnostic test and health status
- No Cooling required
- Detects up to 8 connections on a single port
- 9th wire electrostatic protection
- Analyzer Card (AC) hot swap support
- Automated firmware distribution/installation
- Multiple deployment options
- "Plug and Play" deployment














LANsense™

STANDARDS

International ISO/IEC 11801

PRODUCT LIST

Nexans ref.	Name
 N870.PEN	LANsense Analyser Pen
 N870.3UC	LANsense NGA 3U Card Cage
 N870.3UL	LANsense NGA 3U Card Cage Link Cover
 N870.3UM	LANsense NGA 3U Card Cage Master Cover
 N870.PSU7	LANsense NGA 7 Amp Power Supply Unit
 N870.ACC	LANsense NGA Analyser Card
 N870.SPP	LANsense NGA HMI Panel 1U
 N870.SMC	LANsense NGA System Master Card
 N870.TERM	LANsense NGA Terminator

 = Make to order,  = In stock

LANsense I/O cables

Contact

LAN Systems (Nexans Cabling Solutions)
Phone: +44 (0)1256 486640
ncs.uk@nexans.com

- I/O cables for analyser to panel connection

DESCRIPTION

LANsense I/O cables are used to connect LANsense patch panels to the analyzers. Multiple patch zones can exist within a LANsense database. LANsense I/O cables are available in different lengths based on the size of a patch zone. All LANsense I/O cables have LSZH jacket.







LANsense™



LANsense I/O cables

Contact

LAN Systems (Nexans Cabling Solutions)
Phone: +44 (0)1256 486640
ncs.uk@nexans.com

PRODUCT LIST

Nexans ref.	Name	Mat length [m]
 N871.CIO002L	LANsense I/O Cable LSZH Type C Rev 2 2m	2
 N871.CIO003L	LANsense I/O Cable LSZH Type C Rev 2 3m	3
 N871.CIO005L	LANsense I/O Cable LSZH Type C Rev 2 5m	5
 N871.CIO010L	LANsense I/O Cable LSZH Type C Rev 2 10m	10

 = Make to order,  = In stock

LANsense Integration Strips

Contact

LAN Systems (Nexans Cabling Solutions)
Phone: +44 (0)1256 486640
ncs.uk@nexans.com

- LANSense IIM compatible
- Integration Strips designed for specific equipment

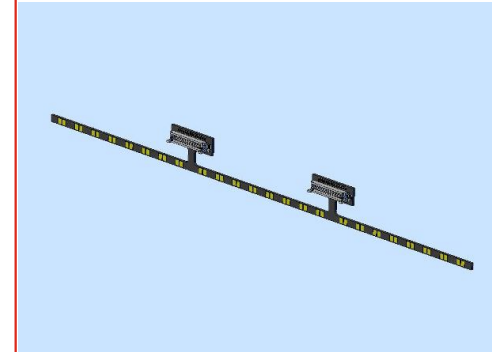
DESCRIPTION

LANSense Integration Strips are used to provide LANSense port detection functionality on non LANSense enabled products like switches in an interconnect environment.

They are used instead of a system side or port replication panel (used in a cross-connect environment) and allow LANSense cords to be connected directly into active equipment.

Integration strips are usually provided to fit 24 port devices but other port counts can be accommodated.

In order to create an Integration Strip a template is used to accurately communicate the dimensions and port layout of the device.



LANSense™

STANDARDS

International
Nexans specification

Secure IT Environment

Contact

LAN Systems (Nexans Cabling Solutions)
Phone: +44 (0)1256 486640
ncs.uk@nexans.com

Nexans is aware of the need to secure certain types of networks:

- military networking to prevent interconnection with secure systems
- health care where unauthorised disconnection is a potential life safety issue
- education where inquisitive young people may provide a “threat” to network integrity.

The Nexans secure IT environment products are designed to support all of these areas.



Secure Copper Products

Contact

LAN Systems (Nexans Cabling Solutions)
Phone: +44 (0)1256 486640
ncs.uk@nexans.com

Secure Lock products are purpose designed to restrict the physical removal of patch cords for applications where security is paramount such as :

- Military
- Education
- Healthcare
- Data centres
- CCTV systems



Secure Copper Cords

Contact

LAN Systems (Nexans Cabling Solutions)
Phone: +44 (0)1256 486640
ncs.uk@nexans.com

- Secure Locking cords for critical applications
- Category 6 UTP
- Orange cable as standard
- Clear boots as standard
- 1, 2, 3 & 5m lengths as standard

DESCRIPTION

The new range of LANmark-6 lockable UTP cords is designed to meet the needs of applications such as:

- POE connector protection (damage caused by demating under load)
- Theft prevention (hotels/schools/libraries)
- Critical circuit protection
- Patch cord availability (meeting rooms)
- Redundant copper links
- Connection of IP security cameras

Each cord comes preassembled with two locking boots colour matched to a key. Once installed the cord is locked in place with the latch inaccessible. The cord can only be disconnected when the matching key is used to unlock the boot.

The standard boot is an attractive clear moulding matching the clear RJ 45 plug. There are 5 other colours available.

The standard cord colour is orange.

Standard cords are stocked in lengths of 1, 2, 3 and 5m - other lengths are available.

Cable colour, Secure Lock boot colour and length options are subject to MoQ and lead-time.



STANDARDS

International EN 50173-1; ISO/
IEC 11801

Secure Copper Cords

Contact

LAN Systems (Nexans Cabling Solutions)
Phone: +44 (0)1256 486640
ncs.uk@nexans.com



CHARACTERISTICS

Construction characteristics

Colour	Orange
Outer sheath	LSZH

PRODUCT LIST

Nexans ref.	Name	Number of connectors	Mat length [m]
 N116.L1A010O77	LANmark-6 Secure Lock Patch Cord Cat 6 Unscreened LSZH 1m Orange Secure White Boot	2	1
 N116.L1A010E07	LANmark-6 Secure Lock Copper Cord Single Locking Boot 1m Orange	1	1
 N116.L1A020O77	LANmark-6 Secure Lock Patch Cord Cat 6 Unscreened LSZH 2m Orange Secure White Boot	2	2
 N116.L1A020E07	LANmark-6 Secure Lock Copper Cord Single Locking Boot 2m Orange	1	2
 N116.L1A030O77	LANmark-6 Secure Lock Patch Cord Cat 6 Unscreened LSZH 3m Orange Secure White Boot	2	3
 N116.L1A030E07	LANmark-6 Secure Lock Copper Cord Single Locking Boot 3m Orange	1	3
 N116.L1A050O77	LANmark-6 Secure Lock Patch Cord Cat 6 Unscreened LSZH 5m Orange Secure White Boot	2	5
 N116.L1A050E07	LANmark-6 Secure Lock Copper Cord Single Locking Boot 5m Orange	1	5

 = Make to order,  = In stock

All drawings, designs, specifications, plans and particulars of weights, size and dimensions contained in the technical or commercial documentation of Nexans is indicative only and shall not be binding on Nexans or be treated as constituting a representation on the part of Nexans.

Version RRA v1 Generated 10/01/20 www.nexans.co.uk Page 332 / 414



LAN Cabling Systems

LANmark-6 Secure Lock Patch Cord Cat 6 Unscreened LSZH 1m Orange Secure White Boot

Contact

LAN Systems (Nexans Cabling Solutions)
Phone: +44 (0)1256 486640
ncs.uk@nexans.com

Nexans ref.: [N116.L1A010Q77](#)

- Secure Locking cords with double sided locks for critical applications
- Category 6 UTP
- Orange cable as standard
- Clear boots as standard
- 1m

DESCRIPTION

The new range of LANmark-6 lockable UTP cords is designed to meet the needs of applications such as:

- POE connector protection (damage caused by demating under load)
- Theft prevention (hotels/schools/libraries)
- Critical circuit protection
- Patch cord availability (meeting rooms)
- Redundant copper links
- The connection of IP security cameras

Each cord comes preassembled with two locking boots colour matched to a key. Once installed the cord is locked in place with the latch inaccessible. The cord can only be disconnected when the matching key is used to unlock the boot.

The standard boot is an attractive clear moulding matching the clear RJ 45 plug. There are 5 other colours available.

The standard cord colour is orange.

Standard cords are stocked in lengths of 1, 2, 3 and 5m - other lengths are available.

Cable colour, Secure Lock boot colour and length options are subject to MoQ and lead-time.



STANDARDS

International EN 50173-1; ISO/
IEC 11801

LAN Cabling Systems

LANmark-6 Secure Lock Patch Cord Cat 6 Unscreened LSZH 1m
Orange Secure White Boot

Contact

LAN Systems (Nexans Cabling Solutions)
Phone: +44 (0)1256 486640
ncs.uk@nexans.com

CHARACTERISTICS

Construction characteristics

Colour	Orange
Outer sheath	LSZH

Dimensional characteristics

Mat length	1 m
Number of connectors	2

LAN Cabling Systems

LANmark-6 Secure Lock Copper Cord Single Locking Boot 1m Orange

Contact

LAN Systems (Nexans Cabling Solutions)
Phone: +44 (0)1256 486640
ncs.uk@nexans.com

Nexans ref.: N116.L1A010E07

- Secure Locking cords for critical applications
- Category 6 UTP
- Orange cable as standard
- Single Clear boot as standard
- 1m

DESCRIPTION

The new range of LANmark-6 lockable UTP cords is designed to meet the needs of applications such as:

- POE connector protection (damage caused by demating under load)
- Theft prevention (hotels/schools/libraries)
- Critical circuit protection
- Patch cord availability (meeting rooms)
- Redundant copper links
- Connection of IP security cameras

Each cord comes preassembled with two locking boots colour matched to a key. Once installed the cord is locked in place with the latch inaccessible. The cord can only be disconnected when the matching key is used to unlock the boot.

The standard boot is an attractive clear moulding matching the clear RJ 45 plug. There are 5 other colours available.

The standard cord colour is orange with grey as an option.

Standard cords are stocked in lengths of 1, 2, 3 & 5m - other lengths are available.

Cable colour, boot colour and length options are subject to MoQ and lead-time.



STANDARDS

International EN 50173-1; ISO/
IEC 11801

LAN Cabling Systems

LANmark-6 Secure Lock Copper Cord Single Locking Boot 1m Orange

Contact

LAN Systems (Nexans Cabling Solutions)
Phone: +44 (0)1256 486640
ncs.uk@nexans.com

CHARACTERISTICS

Construction characteristics

Colour	Orange
Outer sheath	LSZH

Dimensional characteristics

Number of connectors	1
Mat length	1 m

LAN Cabling Systems

LANmark-6 Secure Lock Patch Cord Cat 6 Unscreened LSZH 2m Orange Secure White Boot

Contact

LAN Systems (Nexans Cabling Solutions)
Phone: +44 (0)1256 486640
ncs.uk@nexans.com

Nexans ref.: N116.L1A020Q77

- Secure Locking cords for critical applications
- Category 6 UTP
- Orange cable as standard
- Clear boots as standard
- 2m

DESCRIPTION

The new range of LANmark-6 lockable UTP cords is designed to meet the needs of applications such as:

- POE connector protection (damage caused by demating under load)
- Theft prevention (hotels/schools/libraries)
- Critical circuit protection
- Patch cord availability (meeting rooms)
- Redundant copper links
- Connection of IP security cameras

Each cord comes preassembled with two locking boots colour matched to a key. Once installed the cord is locked in place with the latch inaccessible. The cord can only be disconnected when the matching key is used to unlock the boot.

The standard boot is an attractive clear moulding matching the clear RJ 45 plug. There are 5 other colours available.

The standard cord colour is orange.

Standard cords are stocked in lengths of 1, 2, 3 and 5m - other lengths are available.

Cable colour, Secure Lock boot colour and length options are subject to MoQ and lead-time.



STANDARDS

International EN 50173-1; ISO/
IEC 11801

LAN Cabling Systems

LANmark-6 Secure Lock Patch Cord Cat 6 Unscreened LSZH 2m
Orange Secure White Boot

Contact

LAN Systems (Nexans Cabling Solutions)
Phone: +44 (0)1256 486640
ncs.uk@nexans.com

CHARACTERISTICS

Construction characteristics

Colour	Orange
Outer sheath	LSZH

Dimensional characteristics

Mat length	2 m
Number of connectors	2

LAN Cabling Systems

LANmark-6 Secure Lock Copper Cord Single Locking Boot 2m Orange

Contact

LAN Systems (Nexans Cabling Solutions)
Phone: +44 (0)1256 486640
ncs.uk@nexans.com

Nexans ref.: N116.L1A020E07

- Secure Locking cords for critical applications
- Category 6 UTP
- Orange cable as standard
- Single Clear boot as standard
- 2m

DESCRIPTION

The new range of LANmark-6 lockable UTP cords is designed to meet the needs of applications such as:

- POE connector protection (damage caused by demating under load)
- Theft prevention (hotels/schools/libraries)
- Critical circuit protection
- Patch cord availability (meeting rooms)
- Redundant copper links
- Connection of IP security cameras

Each cord comes preassembled with two locking boots colour matched to a key. Once installed the cord is locked in place with the latch inaccessible. The cord can only be disconnected when the matching key is used to unlock the boot.

The standard boot is an attractive clear moulding matching the clear RJ 45 plug. There are 5 other colours available.

The standard cord colour is orange with grey as an option.

Standard cords are stocked in lengths of 1, 2, 3 & 5m - other lengths are available.

Cable colour, boot colour and length options are subject to MoQ and lead-time.



STANDARDS

International EN 50173-1; ISO/
IEC 11801

LAN Cabling Systems

LANmark-6 Secure Lock Copper Cord Single Locking Boot 2m Orange

Contact

LAN Systems (Nexans Cabling Solutions)
Phone: +44 (0)1256 486640
ncs.uk@nexans.com

CHARACTERISTICS

Construction characteristics

Colour	Orange
Outer sheath	LSZH

Dimensional characteristics

Number of connectors	1
Mat length	2 m

LAN Cabling Systems

LANmark-6 Secure Lock Patch Cord Cat 6 Unscreened LSZH 3m Orange Secure White Boot

Contact

LAN Systems (Nexans Cabling Solutions)
Phone: +44 (0)1256 486640
ncs.uk@nexans.com

Nexans ref.: [N116.L1A030077](#)

- Secure Locking cords for critical applications
- Category 6 UTP
- Orange cable as standard
- Clear boots as standard
- 3m

DESCRIPTION

The new range of LANmark-6 lockable UTP cords is designed to meet the needs of applications such as:

- POE connector protection (damage caused by demating under load)
- Theft prevention (hotels/schools/libraries)
- Critical circuit protection
- Patch cord availability (meeting rooms)
- Redundant copper links
- Connection of IP security cameras

Each cord comes preassembled with two locking boots colour matched to a key. Once installed the cord is locked in place with the latch inaccessible. The cord can only be disconnected when the matching key is used to unlock the boot.

The standard boot is an attractive clear moulding matching the clear RJ 45 plug. There are 5 other colours available.

The standard cord colour is orange.

Standard cords are stocked in lengths of 1, 2, 3 and 5m - other lengths are available.

Cable colour, Secure Lock boot colour and length options are subject to MoQ and lead-time.



STANDARDS

International EN 50173-1; ISO/
IEC 11801

LAN Cabling Systems

LANmark-6 Secure Lock Patch Cord Cat 6 Unscreened LSZH 3m
Orange Secure White Boot

Contact

LAN Systems (Nexans Cabling Solutions)
Phone: +44 (0)1256 486640
ncs.uk@nexans.com

CHARACTERISTICS

Construction characteristics

Colour	Orange
Outer sheath	LSZH

Dimensional characteristics

Mat length	3 m
Number of connectors	2

LAN Cabling Systems

LANmark-6 Secure Lock Copper Cord Single Locking Boot 3m Orange

Contact

LAN Systems (Nexans Cabling Solutions)
Phone: +44 (0)1256 486640
ncs.uk@nexans.com

Nexans ref.: N116.L1A030E07

- Secure Locking cords for critical applications
- Category 6 UTP
- Orange cable as standard
- Single Clear boot as standard
- 3m

DESCRIPTION

The new range of LANmark-6 lockable UTP cords is designed to meet the needs of applications such as:

- POE connector protection (damage caused by demating under load)
- Theft prevention (hotels/schools/libraries)
- Critical circuit protection
- Patch cord availability (meeting rooms)
- Redundant copper links
- Connection of IP security cameras

Each cord comes preassembled with two locking boots colour matched to a key. Once installed the cord is locked in place with the latch inaccessible. The cord can only be disconnected when the matching key is used to unlock the boot.

The standard boot is an attractive clear moulding matching the clear RJ 45 plug. There are 5 other colours available.

The standard cord colour is orange with grey as an option.

Standard cords are stocked in lengths of 1, 2, 3 & 5m - other lengths are available.

Cable colour, boot colour and length options are subject to MoQ and lead-time.



STANDARDS

International EN 50173-1; ISO/
IEC 11801

LAN Cabling Systems

LANmark-6 Secure Lock Copper Cord Single Locking Boot 3m Orange

Contact

LAN Systems (Nexans Cabling Solutions)
Phone: +44 (0)1256 486640
ncs.uk@nexans.com

CHARACTERISTICS

Construction characteristics

Colour	Orange
Outer sheath	LSZH

Dimensional characteristics

Number of connectors	1
Mat length	3 m

LAN Cabling Systems

LANmark-6 Secure Lock Patch Cord Cat 6 Unscreened LSZH 5m Orange Secure White Boot

Contact

LAN Systems (Nexans Cabling Solutions)
Phone: +44 (0)1256 486640
ncs.uk@nexans.com

Nexans ref.: N116.L1A050Q77

- Secure Locking cords for critical applications
- Category 6 UTP
- Orange cable as standard
- Clear boots as standard
- 5m

DESCRIPTION

The new range of LANmark-6 lockable UTP cords is designed to meet the needs of applications such as:

- POE connector protection (damage caused by demating under load)
- Theft prevention (hotels/schools/libraries)
- Critical circuit protection
- Patch cord availability (meeting rooms)
- Redundant copper links
- Connection of IP security cameras

Each cord comes preassembled with two locking boots colour matched to a key. Once installed the cord is locked in place with the latch inaccessible. The cord can only be disconnected when the matching key is used to unlock the boot.

The standard boot is an attractive clear moulding matching the clear RJ 45 plug. There are 5 other colours available.

The standard cord colour is orange.

Standard cords are stocked in lengths of 1, 2, 3 and 5m - other lengths are available.

Cable colour, Secure Lock boot colour and length options are subject to MoQ and lead-time.



STANDARDS

International EN 50173-1; ISO/
IEC 11801

LAN Cabling Systems

LANmark-6 Secure Lock Patch Cord Cat 6 Unscreened LSZH 5m
Orange Secure White Boot

Contact

LAN Systems (Nexans Cabling Solutions)
Phone: +44 (0)1256 486640
ncs.uk@nexans.com

CHARACTERISTICS

Construction characteristics

Colour	Orange
Outer sheath	LSZH

Dimensional characteristics

Mat length	5 m
Number of connectors	2

LAN Cabling Systems

LANmark-6 Secure Lock Copper Cord Single Locking Boot 5m Orange

Contact

LAN Systems (Nexans Cabling Solutions)
Phone: +44 (0)1256 486640
ncs.uk@nexans.com

Nexans ref.: N116.L1A050E07

- Secure Locking cords for critical applications
- Category 6 UTP
- Orange cable as standard
- Single Clear boot as standard
- 5m

DESCRIPTION

The new range of LANmark-6 lockable UTP cords is designed to meet the needs of applications such as:

- POE connector protection (damage caused by demating under load)
- Theft prevention (hotels/schools/libraries)
- Critical circuit protection
- Patch cord availability (meeting rooms)
- Redundant copper links
- Connection of IP security cameras

Each cord comes preassembled with two locking boots colour matched to a key. Once installed the cord is locked in place with the latch inaccessible. The cord can only be disconnected when the matching key is used to unlock the boot.

The standard boot is an attractive clear moulding matching the clear RJ 45 plug. There are 5 other colours available.

The standard cord colour is orange with grey as an option.

Standard cords are stocked in lengths of 1, 2, 3 & 5m - other lengths are available.

Cable colour, boot colour and length options are subject to MoQ and lead-time.



STANDARDS

International EN 50173-1; ISO/
IEC 11801

LAN Cabling Systems

LANmark-6 Secure Lock Copper Cord Single Locking Boot 5m Orange

Contact

LAN Systems (Nexans Cabling Solutions)
Phone: +44 (0)1256 486640
ncs.uk@nexans.com

CHARACTERISTICS

Construction characteristics

Colour	Orange
Outer sheath	LSZH

Dimensional characteristics

Number of connectors	1
Mat length	5 m

LANmark-6A Secure Lock Cords

Contact

LAN Systems (Nexans Cabling Solutions)
Phone: +44 (0)1256 486640
ncs.uk@nexans.com

- Secure Locking cords for critical applications
- Category 6A screened
- Orange cable as standard
- Clear boots as standard
- 1, 2, 3 & 5m lengths as standard

DESCRIPTION

The new range of LANmark-6A lockable screened cords is designed to meet the needs of applications such as:

- POE connector protection (damage caused by demating under load)
- Theft prevention (hotels/schools/libraries)
- Critical circuit protection
- Patch cord availability (meeting rooms)
- Redundant copper links
- Connection of IP security cameras

Each cord comes preassembled with two locking boots colour matched to a key. Once installed the cord is locked in place with the latch inaccessible. The cord can only be disconnected when the matching key is used to unlock the boot.

The standard boot is an attractive clear moulding matching the clear RJ 45 plug. There are 5 other colours available.

The standard cord colour is orange.

Standard cords are stocked in lengths of 1, 2, 3 and 5m - other lengths are available.

Cable colour, Secure Lock boot colour and length options are subject to MoQ and lead-time.



STANDARDS

International ISO/IEC 11801

LANmark-6A Secure Lock Cords

Contact





LAN Systems (Nexans Cabling Solutions)
Phone: +44 (0)1256 486640
ncs.uk@nexans.com



CHARACTERISTICS

Construction characteristics

Colour	Orange
Outer sheath	LSZH

PRODUCT LIST

Nexans ref.	Name	Mat length [m]
 N11A.L1F010O77	LANmark-6A Secure Lock Patch Cord Cat 6A Screened LSZH 1m Orange Secure White Boot	1
 N11A.L1F020O77	LANmark-6A Secure Lock Patch Cord Cat 6A Screened LSZH 2m Orange Secure White Boot	2
 N11A.L1F030O77	LANmark-6A Secure Lock Patch Cord Cat 6A Screened LSZH 3m Orange Secure White Boot	3
 N11A.L1F050O77	LANmark-6A Secure Lock Patch Cord Cat 6A Screened LSZH 5m Orange Secure White Boot	5

 = Make to order,  = In stock

LAN Cabling Systems

**LANmark-6A Secure Lock Patch Cord Cat 6A Screened LSZH 1m
Orange Secure White Boot**

Contact

LAN Systems (Nexans Cabling Solutions)
Phone: +44 (0)1256 486640
ncs.uk@nexans.com

Nexans ref.: N11A.L1F010Q77

- Secure Locking cords for critical applications
- Category 6A screened
- Orange cable as standard
- Clear boots as standard
- 1m

DESCRIPTION

The new range of LANmark-6A lockable screened cords is designed to meet the needs of applications such as:

- POE connector protection (damage caused by demating under load)
- Theft prevention (hotels/schools/libraries)
- Critical circuit protection
- Patch cord availability (meeting rooms)
- Redundant copper links
- Connection of IP security cameras

Each cord comes preassembled with two locking boots colour matched to a key. Once installed the cord is locked in place with the latch inaccessible. The cord can only be disconnected when the matching key is used to unlock the boot.

The standard boot is an attractive clear moulding matching the clear RJ 45 plug. There are 5 other colours available.

The standard cord colour is orange.

Standard cords are stocked in lengths of 1, 2, 3 and 5 m - other lengths are available.

Cable colour, Secure Lock boot colour and length options are subject to MoQ and lead-time.



STANDARDS

International ISO/IEC 11801

LAN Cabling Systems

LANmark-6A Secure Lock Patch Cord Cat 6A Screened LSZH 1m
Orange Secure White Boot

Contact

LAN Systems (Nexans Cabling Solutions)
Phone: +44 (0)1256 486640
ncs.uk@nexans.com

CHARACTERISTICS

Construction characteristics

Colour	Orange
Outer sheath	LSZH

Dimensional characteristics

Mat length	1 m
------------	-----

LAN Cabling Systems

**LANmark-6A Secure Lock Patch Cord Cat 6A Screened LSZH 2m
Orange Secure White Boot**

Contact

LAN Systems (Nexans Cabling Solutions)
Phone: +44 (0)1256 486640
ncs.uk@nexans.com

Nexans ref.: N11A.L1F020077

- Secure Locking cords for critical applications
- Category 6A screened
- Orange cable as standard
- Clear boots as standard
- 2m

DESCRIPTION

The new range of LANmark-6A lockable screened cords is designed to meet the needs of applications such as:

- POE connector protection (damage caused by demating under load)
- Theft prevention (hotels/schools/libraries)
- Critical circuit protection
- Patch cord availability (meeting rooms)
- Redundant copper links
- Connection of IP security cameras

Each cord comes preassembled with two locking boots colour matched to a key. Once installed the cord is locked in place with the latch inaccessible. The cord can only be disconnected when the matching key is used to unlock the boot.

The standard boot is an attractive clear moulding matching the clear RJ 45 plug. There are 5 other colours available.

The standard cord colour is orange.

Standard cords are stocked in lengths of 1, 2, 3 and 5 m - other lengths are available.

Cable colour, Secure Lock boot colour and length options are subject to MoQ and lead-time.



STANDARDS

International ISO/IEC 11801

LAN Cabling Systems

LANmark-6A Secure Lock Patch Cord Cat 6A Screened LSZH 2m
Orange Secure White Boot

Contact

LAN Systems (Nexans Cabling Solutions)
Phone: +44 (0)1256 486640
ncs.uk@nexans.com

CHARACTERISTICS

Construction characteristics

Colour	Orange
Outer sheath	LSZH

Dimensional characteristics

Mat length	2 m
------------	-----

LAN Cabling Systems

**LANmark-6A Secure Lock Patch Cord Cat 6A Screened LSZH 3m
Orange Secure White Boot**

Contact

LAN Systems (Nexans Cabling Solutions)
Phone: +44 (0)1256 486640
ncs.uk@nexans.com

Nexans ref.: N11A.L1F030077

- Secure Locking cords for critical applications
- Category 6A screened
- Orange cable as standard
- Clear boots as standard
- 1, 2, 3 & 5m lengths as standard

DESCRIPTION

The new range of LANmark-6A lockable screened cords is designed to meet the needs of applications such as:

- POE connector protection (damage caused by demating under load)
- Theft prevention (hotels/schools/libraries)
- Critical circuit protection
- Patch cord availability (meeting rooms)
- Redundant copper links
- Connection of IP security cameras

Each cord comes preassembled with two locking boots colour matched to a key. Once installed the cord is locked in place with the latch inaccessible. The cord can only be disconnected when the matching key is used to unlock the boot.

The standard boot is an attractive clear moulding matching the clear RJ 45 plug. There are 5 other colours available.

The standard cord colour is orange.

Standard cords are stocked in lengths of 1, 2, 3 and 5 m - other lengths are available.

Cable colour, Secure Lock boot colour and length options are subject to MoQ and lead-time.



STANDARDS

International ISO/IEC 11801

LAN Cabling Systems

LANmark-6A Secure Lock Patch Cord Cat 6A Screened LSZH 3m
Orange Secure White Boot

Contact

LAN Systems (Nexans Cabling Solutions)
Phone: +44 (0)1256 486640
ncs.uk@nexans.com

CHARACTERISTICS

Construction characteristics

Colour	Orange
Outer sheath	LSZH

Dimensional characteristics

Mat length	3 m
------------	-----

LAN Cabling Systems

**LANmark-6A Secure Lock Patch Cord Cat 6A Screened LSZH 5m
Orange Secure White Boot**

Contact

LAN Systems (Nexans Cabling Solutions)
Phone: +44 (0)1256 486640
ncs.uk@nexans.com

Nexans ref.: [N11A.L1F050Q77](#)

- Secure Locking cords for critical applications
- Category 6A screened
- Orange cable as standard
- Clear boots as standard
- 5m

DESCRIPTION

The new range of LANmark-6A lockable screened cords is designed to meet the needs of applications such as:

- POE connector protection (damage caused by demating under load)
- Theft prevention (hotels/schools/libraries)
- Critical circuit protection
- Patch cord availability (meeting rooms)
- Redundant copper links
- Connection of IP security cameras

Each cord comes preassembled with two locking boots colour matched to a key. Once installed the cord is locked in place with the latch inaccessible. The cord can only be disconnected when the matching key is used to unlock the boot.

The standard boot is an attractive clear moulding matching the clear RJ 45 plug. There are 5 other colours available.

The standard cord colour is orange.

Standard cords are stocked in lengths of 1, 2, 3 and 5 m - other lengths are available.

Cable colour, Secure Lock boot colour and length options are subject to MoQ and lead-time.



STANDARDS

International ISO/IEC 11801

LAN Cabling Systems

LANmark-6A Secure Lock Patch Cord Cat 6A Screened LSZH 5m
Orange Secure White Boot

Contact

LAN Systems (Nexans Cabling Solutions)
Phone: +44 (0)1256 486640
ncs.uk@nexans.com

CHARACTERISTICS

Construction characteristics

Colour	Orange
Outer sheath	LSZH

Dimensional characteristics

Mat length	5 m
------------	-----

Secure Lock Copper Keys

Contact

LAN Systems (Nexans Cabling Solutions)
Phone: +44 (0)1256 486640
ncs.uk@nexans.com

Keys for Secure Lock copper cords

STANDARDS

International ISO/IEC 11801

DESCRIPTION

The new range of lockable Copper cords is designed to meet the needs of applications such as:

- POE connector protection (damage caused by demating under load)
- Theft prevention (hotels/schools/libraries)
- Critical circuit protection
- Patch cord availability (meeting rooms)
- Redundant copper links
- Connection of IP security cameras

Each cord comes preassembled with two locking boots colour matched to a key. Once installed the cord is locked in place with the latch inaccessible. The cord can only be disconnected when the matching key is used to unlock the boot.

The standard boot is an attractive clear moulding matching the clear RJ 45 plug. There are 5 other colours available.

The standard cord colour is orange.

Standard cords are stocked in lengths of 1, 2, 3 and 5m - other lengths are available.

Cable colour, Secure Lock boot colour and length options are subject to MoQ and lead-time.



Secure Lock Copper Keys

Contact

LAN Systems (Nexans Cabling Solutions)
Phone: +44 (0)1256 486640
ncs.uk@nexans.com

PRODUCT LIST

Nexans ref.	Name
 N110.SRJKW	Secure Lock Copper Key White

 = Make to order,  = In stock

All drawings, designs, specifications, plans and particulars of weights, size and dimensions contained in the technical or commercial documentation of Nexans is indicative only and shall not be binding on Nexans or be treated as constituting a representation on the part of Nexans.

Version RRA v1 Generated 10/01/20 www.nexans.co.uk Page 360 / 414



LAN Cabling Systems

Secure Lock Copper Key White

Contact

LAN Systems (Nexans Cabling Solutions)
Phone: +44 (0)1256 486640
ncs.uk@nexans.com

Nexans ref.: N110.SRJKW

- Secure Lock Copper key in white/clear

DESCRIPTION

The new range of lockable Copper cords is designed to meet the needs of applications such as:

- POE connector protection (damage caused by demating under load)
- Theft prevention (hotels/schools/libraries)
- Critical circuit protection
- Patch cord availability (meeting rooms)
- Redundant copper links
- Connection of IP security cameras

Each cord comes preassembled with two locking boots colour matched to a key. Once installed the cord is locked in place with the latch inaccessible. The cord can only be disconnected when the matching key is used to unlock the boot.

The standard boot is an attractive clear moulding matching the clear RJ 45 plug. There are 5 other colours available.

The standard cord colour is orange.

Standard cords are stocked in lengths of 1, 2, 3 and 5m - other lengths are available.

Cable colour, Secure Lock boot colour and length options are subject to MoQ and lead-time.



STANDARDS

International ISO/IEC 11801

LAN Cabling Systems

Secure Lock Copper Key White

Contact

LAN Systems (Nexans Cabling Solutions)

Phone: +44 (0)1256 486640

ncs.uk@nexans.com

CHARACTERISTICS

Construction characteristics

Colour

Transparent

All drawings, designs, specifications, plans and particulars of weights, size and dimensions contained in the technical or commercial documentation of Nexans is indicative only and shall not be binding on Nexans or be treated as constituting a representation on the part of Nexans.

Version RRA v1 Generated 10/01/20 www.nexans.co.uk Page 362 / 414



Secure Fibre Products


Contact

LAN Systems (Nexans Cabling Solutions)
Phone: +44 (0)1256 486640
ncs.uk@nexans.com

Secure Lock products are purpose designed to restrict the physical removal of patch cords for applications where security is paramount such as :

- Military
- Education
- Healthcare
- Data centres
- CCTV systems

The Secure Lock range from Nexans is compatible with standard fibre adaptors providing a significant advantage over systems which require a keyed adaptor.



Secure LC Keys

Contact

LAN Systems (Nexans Cabling Solutions)
Phone: +44 (0)1256 486640
ncs.uk@nexans.com

- Secure LC keys to unlock Secure LC cords and plugs
- Eight standard colours to match cords and plugs
- "Magic" purple administrator key unlocks all colours

DESCRIPTION

Secure Lock LC products are purpose designed for applications where security is paramount or the removal of patch cords is discouraged such as:

- Military
- Education
- Healthcare
- Data centres
- CCTV systems

The Secure Lock range from Nexans is compatible with STANDARD LC adaptors which is a significant advantage over systems which require a keyed adaptor. Eight coloured keys are available (Black, Red, Grey, Blue, Green, Yellow, Orange and White). There is also a "magic" purple administrator key which will unlock all colours.



LANmark-OF

STANDARDS

International
Manufacturer specification

Secure LC Plugs

Contact

LAN Systems (Nexans Cabling Solutions)
Phone: +44 (0)1256 486640
ncs.uk@nexans.com

- Secure LC plugs lock ports to prevent connection
- Eight colours available
- Matching keys to unlock

DESCRIPTION

Secure Lock LC products are purpose designed for applications where security is paramount or the removal of patch cords is discouraged such as:

- Military
- Education
- Healthcare
- Data centres
- CCTV systems

The Secure Lock range from Nexans is compatible with STANDARD LC adaptors which is a significant advantage over systems which require a keyed adaptor. Eight coloured boot options are available (Black, Red, Grey, Blue, Green, Yellow, Orange and White). Red booted plugs and Black booted plugs are available from stock. All other colours are made to order. The Secure Lock LC product set comprises:

- Patch cords – Singlemode OS2 (Yellow) and Multimode OM3 (Aqua)
- Coloured Keys to match the patch cord locking boots and the “magic” purple key which unlocks all colours.
- Port locking plugs
- An extension handle for “hard to reach” places
- Dust covers



LANmark-OF

STANDARDS

International ISO/IEC 24764

Secure LC Cords

Contact

LAN Systems (Nexans Cabling Solutions)
Phone: +44 (0)1256 486640
ncs.uk@nexans.com

- OS2 and OM3 Variants
- Eight boot colours
- 1, 2, 3 & 5m Lengths
- Secure locking system

DESCRIPTION

Secure Lock LC cords are purpose designed for applications where security is paramount or the removal of patch cords is discouraged such as:

- Military
- Education
- Healthcare
- Data centres
- CCTV systems

The Secure Lock range from Nexans is compatible with STANDARD LC adaptors which is a significant advantage over systems which require a keyed adaptor. Eight coloured boot options are available (Black, Red, Grey, Blue, Green, Yellow, Orange and White). Red booted cords and Black booted cords are available from stock. All other colours are made to order. Patch cords are stocked in 1, 2, 3 and 5m lengths with other lengths available subject to an MOQ and lead time. The Secure Lock LC product set comprises:

- Patch cords – Singlemode OS2 (Yellow) and Multimode OM3 (Aqua)
- Coloured Keys to match the patch cord locking boots and the “magic” purple key which unlocks all colours.
- Port locking plugs
- An extension handle for “hard to reach” places
- Dust covers



LANmark-OF

STANDARDS

International ISO/IEC 24764



Minimum static operating bending radius
30 mm



Operating temperature, range
0 .. 70 °C

All drawings, designs, specifications, plans and particulars of weights, size and dimensions contained in the technical or commercial documentation of Nexans is indicative only and shall not be binding on Nexans or be treated as constituting a representation on the part of Nexans.

Version RRA01 Generated 10/01/20 www.nexans.co.uk Page 366 / 414

CHARACTERISTICS

Dimensional characteristics

Outer Diameter	2.8 mm
----------------	--------

Transmission characteristics

Return Loss, Minimum, dB	30 dB
--------------------------	-------

Insertion Loss, maximum, dB	0.3 dB
-----------------------------	--------

Usage characteristics

Minimum static operating bending radius	30 mm
---	-------

Operating temperature, range	0 .. 70 °C
------------------------------	------------

Contact

LAN Systems (Nexans Cabling Solutions)
Phone: +44 (0)1256 486640
ncs.uk@nexans.com

Field Terminable Plugs

Contact

LAN Systems (Nexans Cabling Solutions)
Phone: +44 (0)1256 486640
ncs.uk@nexans.com

- Field terminable plugs for use with LANmark Industry and Maritime Cables

DESCRIPTION

LANmark field terminable plugs are specifically designed to provide a quick, simple and high quality method of termination on-site. They require no special tools and are compatible with all cables in the LANmark range.



LANmark

Industry

STANDARDS

International EN 50173-3; ISO/
IEC 24702

Field Terminable Plugs

Contact

LAN Systems (Nexans Cabling Solutions)
Phone: +44 (0)1256 486640
ncs.uk@nexans.com

PRODUCT LIST

Nexans ref.	Name
 N42i.900 New	LANmark Industry Field Terminable Plug Cat 6A

 = Make to order,  = In stock


LANmark Industry Copper cables

Contact

LAN Systems (Nexans Cabling Solutions)
Phone: +44 (0)1256 486640
ncs.uk@nexans.com

DESCRIPTION

Copper cables for LANs in industrial and exposed areas.



LANmark
Industry





STANDARDS



International ISO/IEC 11801;
ISO/IEC 24702

Contact

LAN Systems (Nexans Cabling Solutions)
Phone: +44 (0)1256 486640
ncs.uk@nexans.com

PRODUCT LIST

Nexans ref.	Name
 N10i.005-OCKF New	LANmark Industry S/FTP AWG23 Cat 6A LSZH Cca Orange + PE Fca Black 500m reel
 N10i.005-ODKF	LANmark Industry S/FTP AWG23 Cat 6A LSZH Dca Orange + PE Fca Black 500m reel
 N10i.002	LANmark Industry S/FTP AWG23 PUR black 500m reel
 N10i.101-KE	LANmark Industry SF/UTP Cat 5e LSZH In/Outdoor Eca Black 1000m reel

 = Make to order,  = In stock


LANmark Industry DIN-Rail Outlets and boxes

Contact

LAN Systems (Nexans Cabling Solutions)
Phone: +44 (0)1256 486640
ncs.uk@nexans.com

DESCRIPTION

DIN-Rail mount Outlets and boxes for LANs in industrial and exposed areas.



LANmark
Industry

STANDARDS

International ISO/IEC 11801;
ISO/IEC 24702

All drawings, designs, specifications, plans and particulars of weights, size and dimensions contained in the technical or commercial documentation of Nexans is indicative only and shall not be binding on Nexans or be treated as constituting a representation on the part of Nexans.

Version Dec08 Generated 10/01/20 www.nexans.co.uk Page 373 / 414

 Nexans

LANmark Industry IP65/67 outlets

Contact

LAN Systems (Nexans Cabling Solutions)
Phone: +44 (0)1256 486640
ncs.uk@nexans.com

LANmark Industry IP67 outlets

DESCRIPTION

IP65/67 outlet for LANs in industrial and exposed areas.



LANmark
Industry

STANDARDS

International ISO/IEC 11801;
ISO/IEC 24702

All drawings, designs, specifications, plans and particulars of weights, size and dimensions contained in the technical or commercial documentation of Nexans is indicative only and shall not be binding on Nexans or be treated as constituting a representation on the part of Nexans.

Version Dec08 Generated 10/01/20 www.nexans.co.uk Page 374 / 414




 Nexans



LANmark Industry IP65/67 outlets

Contact

LAN Systems (Nexans Cabling Solutions)
Phone: +44 (0)1256 486640
ncs.uk@nexans.com

PRODUCT LIST

Nexans ref.	Name
 N42i.001	LANmark Industry IP65/67 outlet kit 2 Snap-In Category 6 black
 N42i.002	LANmark Industry IP65/67 outlet kit 2 Snap-In Category 6A black
 N42i.003	LANmark Industry IP65/67 outlet kit 2 Snap-In Category 7A black

 = Make to order,  = In stock

All drawings, designs, specifications, plans and particulars of weights, size and dimensions contained in the technical or commercial documentation of Nexans is indicative only and shall not be binding on Nexans or be treated as constituting a representation on the part of Nexans.

Version Dec08 Generated 10/01/20 www.nexans.co.uk Page 375 / 414



LANmark Industry patch cord RJ45 IP67/IP20 Cat 6A

Contact

LAN Systems (Nexans Cabling Solutions)
Phone: +44 (0)1256 486640
ncs.uk@nexans.com

DESCRIPTION

Application

The LANmark Industry IP67/IP20 Patch Cord is designed to be used together with the LANmark Industry IP65/67 outlet. Within industrial and harsh areas, it will provide a secure connection free of liquids and dust.

The IP20 end of the patch cord can be connected to any IT or industrial equipment featuring a standard RJ45 port.

LANmark Industry patchcords can be used to deliver a full end-to-end Class E or EA solution in industrial areas.

Performance

- High Speed patchcords
- Reliable connections
- Full compliance to ISO/IEC24702 (Generic Cabling - industrial premises)

The LANmark Industry patch cords have been designed to reach the highest performance in Class E. They show excellent performance for attenuation (insertion loss), NEXT/FEXT, Power Sum NEXT/FEXT and Return Loss as defined in ISO/IEC 11801:2002.

This provides improved data throughput.

As such it supports all data applications defined for Cat 5, Cat 5E, Cat 6 and Cat 6A, such as:

- 10baseT
- Fast Ethernet
- Gigabit Ethernet
- 155 ATM
- 622 ATM
- 1.2 ATM
- **Industrial Ethernet.**

The IP67/IP20 end of the patchcords features a Push-Pull boot. It provides the IP67 protection level as well as a locking system for the cords. The cords can only be removed from the outlet when the user pulls on the boot. The cords can't be removed just by pulling the cable. This Push-Pull locking boot is compliant with the ISO/IEC24702 and IEC 61073-3-106 (8way industrial connector).

Installation

- Cable with very good chemical and mechanical performances.
- Lengths available: 1,5 - 3,0 - 5,0 and 10m.
- IP67 single end cord of 10m available.
- Rugged construction.
- High connector retention force due to special boots.
- External strain relief
- IP67 Push-Pull locking system



LANmark Industry

STANDARDS

International ISO/IEC 11801;
ISO/IEC 24702

All drawings, designs, specifications, plans and particulars of weights, size and dimensions contained in the technical or commercial documentation of Nexans is indicative only and shall not be binding on Nexans or be treated as constituting a representation on the part of Nexans.

Version Dec08 Generated 10/01/20 www.nexans.co.uk Page 376 / 414






LANmark Industry patch cord RJ45 IP67/IP20 Cat 6A

Contact

LAN Systems (Nexans Cabling Solutions)
Phone: +44 (0)1256 486640
ncs.uk@nexans.com

PRODUCT LIST

Nexans ref.	Name
 N10i.E34DJ	LANmark Industry patch cord RJ45 IP67/IP20 Category 6A screened PVC 1.5m Yellow
 N10i.E34OJ	LANmark Industry patch cord RJ45 IP67/IP20 Category 6A screened PVC 10m Yellow
 N10i.E34FJ	LANmark Industry patch cord RJ45 IP67/IP20 Category 6A screened PVC 3m Yellow
 N10i.E34HJ	LANmark Industry patch cord RJ45 IP67/IP20 Category 6A screened PVC 5m Yellow
 N10i.E44EJ	LANmark Industry patch cord RJ45-IP65 RJ45-IP65 Category 6A screened PVC 2m Yellow

 = Make to order,  = In stock

LANmark Maritime Copper cables

Contact

LAN Systems (Nexans Cabling Solutions)
Phone: +44 (0)1256 486640
ncs.uk@nexans.com

DESCRIPTION

Copper cables for LANs on vessels and sea moveable constructions.

LANmark
Maritime

STANDARDS

International ISO/IEC 11801;
ISO/IEC 24702

Patch Frames, Trunking & Accessories

Contact

LAN Systems (Nexans Cabling Solutions)
Phone: +44 (0)1256 486640
ncs.uk@nexans.com

Nexans have a complete range of accessories and hardware to complete the LAN system



Fibre Trunking System

Contact

LAN Systems (Nexans Cabling Solutions)
Phone: +44 (0)1256 486640
ncs.uk@nexans.com

Dedicated Data Centre pathway system to provide protection and easy access for fibre cabling

120 System (4.75 inch)

Contact

LAN Systems (Nexans Cabling Solutions)
Phone: +44 (0)1256 486640
ncs.uk@nexans.com

Nexans Fibre Trunking System provides a dedicated pathway for fibre optic cables and cords to protect them from accidental damage. The system offers a flexible, high-capacity solution for data centre containment which is easy to install and reconfigure to meet future needs.

DESCRIPTION

Nexans FIBREROUTE 120 system provides the basic building block for ZD cabling pathways in data centre designs compliant to ISO/IEC 11801-5, EN 50173-5 or EN 50600-2-4.

Comprehensive Protection:

A special designed rigid surface along the pathway protects those fragile fibre optic links. Adapters can provide seamless connection between channels and/or fitters, thus controls bend radius of fibre optic patch cords and MPO trunks.


Fast installation:

Installation could be flexible by connecting different channels using fittings and adapters. No welding is needed: all parts could be joint together using toolless fasteners.

Fixing and supporting devices are available for wall mounting, ceiling hanging, under floor, rack mounting and other structures within data centers.

Easy Access:

Move/Add/Change of fibre optic patching could be easy when separated from bunch of copper horizontal bundles. Future expansion and interconnection from different size could be easy by using fitters and Tees available in various size.



STANDARDS

International EN 50173-5; ISO/IEC 24764












National UL 94 V0



120 System (4.75 inch)

Contact

LAN Systems (Nexans Cabling Solutions)
Phone: +44 (0)1256 486640
ncs.uk@nexans.com

PRODUCT LIST

Nexans ref.	Name
 N350.120FA22A New	FIBREROUTE 120mm (4.75 inch) 45° Vertical External Bend
 N350.120FA32A New	FIBREROUTE 120mm (4.75 inch) 45° Vertical External Bend Cover
 N350.120FC00P New	FIBREROUTE 120mm (4.75 inch) Channel
 N350.120FA21A New	FIBREROUTE 120mm(4.75 inch) 45° Vertical Internal Bend
 N350.120FA31A New	FIBREROUTE 120mm(4.75 inch) 45° Vertical Internal Bend Cover
 N350.120FC10P New	FIBREROUTE 120mm(4.75 inch) Channel Cover
 N350.120FA01A New	FIBREROUTE 120mm(4.75 inch) Elbow
 N350.120FA11A New	FIBREROUTE 120mm(4.75 inch) Elbow Cover
 N350.120FC03A New	FIBREROUTE 120mm(4.75 inch) End-cap
 N350.120FA03A New	FIBREROUTE 120mm(4.75 inch) Equal Cross
 N350.120FA13A New	FIBREROUTE 120mm(4.75 inch) Equal Cross Cover
 N350.120FA02A New	FIBREROUTE 120mm(4.75 inch) Equal Tee
 N350.120FA12A New	FIBREROUTE 120mm(4.75 inch) Equal Tee Cover
 N350.120FC01A New	FIBREROUTE 120mm(4.75 inch) In-line Connector
 N350.120FC02A New	FIBREROUTE 120mm(4.75 inch) Trumpet
 N350.120FA04A New	FIBREROUTE 120mm(4.75 inch) Universal Transition

 = Make to order,  = In stock

All drawings, designs, specifications, plans and particulars of weights, size and dimensions contained in the technical or commercial documentation of Nexans is indicative only and shall not be binding on Nexans or be treated as constituting a representation on the part of Nexans.

Version V1.1 Generated 10/01/20 www.nexans.co.uk Page 382 / 414



240 System(9.45 Inch)

Contact

LAN Systems (Nexans Cabling Solutions)
Phone: +44 (0)1256 486640
ncs.uk@nexans.com

Nexans Fibre Trunking System provides a dedicated pathway for fibre optic cables and cords to protect them from accidental damage. The system offers a flexible, high-capacity solution for data centre containment which is easy to install and reconfigure to meet future needs.

DESCRIPTION

Nexans FIBREROUTE 240 system provides the basic building block for MD cabling pathways in data centre designs compliant to ISO/IEC 11801-5, EN 50173-5 or EN 50600-2-4.

Comprehensive Protection:

A special designed rigid surface along the pathway protects those fragile fibre optic links. Adapters can provide seamless connection between channels and/or fitters, thus controls bend radius of fibre optic patch cords and MPO trunks.


Fast installation:

Installation could be flexible by connecting different channels using fittings and adapters. No welding is needed: all parts could be joint together using toolless fasteners.

Fixing and supporting devices are available for wall mounting, ceiling hanging, under floor, rack mounting and other structures within data centers.

Easy Access:

Move/Add/Change of fibre optic patching could be easy when separated from bunch of copper horizontal bundles. Future expansion and interconnection from different size could be easy by using fitters and Tees available in various size.



STANDARDS















International EN 50173-5; ISO/
IEC 24764



240 System(9.45 Inch)

Contact

LAN Systems (Nexans Cabling Solutions)
Phone: +44 (0)1256 486640
ncs.uk@nexans.com

PRODUCT LIST

Nexans ref.	Name
 N350.240FA22A New	FIBREROUTE 240mm(9.45 Inch) 45° Vertical External Bend
 N350.240FA32A New	FIBREROUTE 240mm(9.45 Inch) 45° Vertical External Bend Cover
 N350.240FA21A New	FIBREROUTE 240mm(9.45 Inch) 45° Vertical Internal Bend
 N350.240FA31A New	FIBREROUTE 240mm(9.45 Inch) 45° Vertical Internal Bend Cover
 N350.240FA11A New	FIBREROUTE 240mm(9.45 Inch) Elbow Cover
 N350.240FC03A New	FIBREROUTE 240mm(9.45 Inch) End-cap
 N350.240FC00P New	FIBREROUTE 240mm(9.45 inch) Channel
 N350.240FC10P New	FIBREROUTE 240mm(9.45 inch) Channel Cover
 N350.240FA01A New	FIBREROUTE 240mm(9.45 inch) Elbow
 N350.240FA03A New	FIBREROUTE 240mm(9.45 inch) Equal Cross
 N350.240FA02A New	FIBREROUTE 240mm(9.45 inch) Equal Tee
 N350.240FA12A New	FIBREROUTE 240mm(9.45 inch) Equal Tee Cover
 N350.240FC01A New	FIBREROUTE 240mm(9.45 inch) In-line Connector
 N350.240FA04A New	FIBREROUTE 240mm(9.45 inch) Universal Transition

 = Make to order,  = In stock

All drawings, designs, specifications, plans and particulars of weights, size and dimensions contained in the technical or commercial documentation of Nexans is indicative only and shall not be binding on Nexans or be treated as constituting a representation on the part of Nexans.

Version 1.1 Generated 10/01/20 www.nexans.co.uk Page 384 / 414



Supporting Kits

Contact


LAN Systems (Nexans Cabling Solutions)
Phone: +44 (0)1256 486640
ncs.uk@nexans.com

Nexans Fibre Trunking System provides a dedicated pathway for fibre optic cables and cords to protect them from accidental damage. The system offers a flexible, high-capacity solution for data centre containment which is easy to install and reconfigure to meet future needs.

DESCRIPTION

Nexans FIBREROUTE provide various fixing and supporting kits to support installation method as wall mounting, ceiling hanging, under floor, rack mounting and other structures within data centers.









The mounting hardware kits are available for 120 systems and 240 systems.





STANDARDS

International EN 50173-5; ISO/
IEC 24764

PRODUCT LIST

Nexans ref.	Name
 N350.003SMR1 New	FIBREROUTE 120mm(4.75 inch) Cabinet/Rack Mounting Kit
 N350.003SMC1 New	FIBREROUTE 120mm(4.75 inch) Cable Tray Mounting Kit
 N350.003SMB1 New	FIBREROUTE 120mm(4.75 inch) Mounting Bottom Bar Kit
 N350.003SMT1 New	FIBREROUTE 120mm(4.75 inch) trapeze mounting kits
 N350.003SMR2 New	FIBREROUTE 240mm(9.45 inch) Cabinet/Rack Mounting Kit
 N350.003SMC2 New	FIBREROUTE 240mm(9.45 inch) Cable Tray Mounting Kit
 N350.003SMB2 New	FIBREROUTE 240mm(9.45 inch) Mounting Bottom Bar Kit
 N350.003SMT2 New	FIBREROUTE 240mm(9.45 inch) Trapeze Mounting Kit

 = Make to order,  = In stock

Transition adapters

Contact

LAN Systems (Nexans Cabling Solutions)
Phone: +44 (0)1256 486640
ncs.uk@nexans.com

Nexans Fibre Trunking System provides a dedicated pathway for fibre optic cables and cords to protect them from accidental damage. The system offers a flexible, high-capacity solution for data centre containment which is easy to install and reconfigure to meet future needs.

DESCRIPTION

Nexans FIBREROUTE transition adapters provide various adapter types between channels of different sizings, including adapters to other fibre trunking systems.

Comprehensive Protection:

A special designed rigid surface along the pathway protects those fragile fibre optic links. Adapters can provide seamless connection between channels and/or fitters, thus controls bend radius of fibre optic patch cords and MPO trunks.


Fast installation:

Installation could be flexible by connecting different channels using fittings and adapters. No welding is needed: all parts could be joint together using toolless fasteners.

Fixing and supporting devices are available for wall mounting, ceiling hanging, under floor, rack mounting and other structures within data centers.

Easy Access:

Move/Add/Change of fibre optic patching could be easy when separated from bunch of copper horizontal bundles. Future expansion and interconnection from different size could be easy by using fitters and Tees available in various size.



STANDARDS

International EN 50173-5; ISO/IEC 24764








National UL 94 V0



Transition adapters

Contact

LAN Systems (Nexans Cabling Solutions)
Phone: +44 (0)1256 486640
ncs.uk@nexans.com

PRODUCT LIST

Nexans ref.	Name
 N350.240FT01A New	FIBREROUTE 240mm(9.45 inch)-120mm(4.75 inch) Reducer
 N350.240FT11A New	FIBREROUTE 240mm(9.45 inch)-120mm(4.75 inch) Reducer Cover
 N350.240FT41A New	FIBREROUTE 240mm(9.45 inch)-120mm(4.75 inch) Tee reducer
 N350.240FT51A New	FIBREROUTE 240mm(9.45 inch)-120mm(4.75 inch) Tee reducer Cover
 N350.240FT61A New	FIBREROUTE 240mm(9.45 inch)-120mm(4.75 inch) Unequal Cross
 N350.240FT71A New	FIBREROUTE 240mm(9.45 inch)-120mm(4.75 inch) Unequal Cross Cover
 N350.240FT21A New	FIBREROUTE 240mm(9.45 inch)-120mm(4.75 inch) Vertical Unequal Tee

 = Make to order,  = In stock

Waterfall & Accessories

Contact

LAN Systems (Nexans Cabling Solutions)
Phone: +44 (0)1256 486640
ncs.uk@nexans.com

Nexans Fibre Trunking System provides a dedicated pathway for fibre optic cables and cords to protect them from accidental damage. The system offers a flexible, high-capacity solution for data centre containment which is easy to install and reconfigure to meet future needs.

DESCRIPTION

Nexans FIBREROUTE waterfall assembly provides exit for fibre optic cables and/or cords from the channel into racks or cabinets.

Comprehensive Protection:

A special designed rigid surface along the pathway protects those fragile fibre optic links. Adapters can provide seamless connection between channels and/or fitters, thus controls bend radius of fibre optic patch cords and MPO trunks.


Fast installation:

Installation could be flexible by connecting different channels using fittings and adapters. No welding is needed: all parts could be joint together using toolless fasteners.

Fixing and supporting devices are available for wall mounting, ceiling hanging, under floor, rack mounting and other structures within data centers.

Easy Access:

Move/Add/Change of fibre optic patching could be easy when separated from bunch of copper horizontal bundles. Future expansion and interconnection from different size could be easy by using fitters and Tees available in various size.











STANDARDS

International EN 50173-5; ISO/IEC 24764

National UL 94 V0

PRODUCT LIST

Nexans ref.	Name
 N350.003SS00S New	FIBREROUTE Screw Kit T Type
 N350.003SS01S New	FIBREROUTE Screw Kits-Round type
 N350.003SD02A New	FIBREROUTE Waterfall Assembly-130mm(5.1 inch)
 N350.003SD03A New	FIBREROUTE Waterfall Assembly-60mm(2.35 inch)
 N350.003SD01A New	FIBREROUTE Waterfall Assembly-90mm(3.55 inch)
 N350.003SD10A New	FibreRoute Waterfall Flexible tube, 50mm(2 inch), 0.8M(31.5 inch)

 = Make to order,  = In stock

Patch Frames & Accessories

Contact

LAN Systems (Nexans Cabling Solutions)
Phone: +44 (0)1256 486640
ncs.uk@nexans.com

Cabinets & high density frames & enclosures and related accessories

Accessories for over head patching frames

Contact

LAN Systems (Nexans Cabling Solutions)
Phone: +44 (0)1256 486640
ncs.uk@nexans.com

- Accessories for LANmark High-Density racks and frames

DESCRIPTION

Application

LANmark overhead patching frames have been designed to host busy Cross-Connects in data centres. Specific attention has been given to technical constraints of data centres such as cooling and space scarcity. Numerous features contribute to an optimal space utilisation and enable installation on busy data centre floors. These overhead patching frames enable excellent front, rear and lateral access. This is of great importance during installation but also during maintenance and upgrade operations. Proper management of large numbers of cords and securing clarity is critical for data centres management and reliability over the life time. Examples of equipment that can be hosted in LANmark overhead patching frames are given below:

- Angled panels and accessories
- High Density Fibre optic panels
- MPO panels
- LANsense - Intelligent patching
- Suitable for Cat.6A, 7 and 7A
- Suitable for OM3, OM4 and OS2
- future Cat 6A and Class EA applications
- EMAC - Environmental control

Performance

LANmark overhead patching frames have been designed to host all LANmark fibre optic and copper products.

Installation

LANmark High-Density racks and frames feature accessories and brackets enabling the installation in various configuration and location of a data centre. Please see the datasheet of the products for details.

STANDARDS

International
Manufacturer specification

LANmark Over Head Patch frames - 4U & 6U

Contact

LAN Systems (Nexans Cabling Solutions)
Phone: +44 (0)1256 486640
ncs.uk@nexans.com

- 19-Inch mounting equipment
- Used as a local distribution point
- Ideal in Datacenters
- Designed to host both Copper and Fibre cabling
- Robust metal construction
- Enhanced access and cord management

DESCRIPTION

APPLICATION

The LANmark Overhead Patching frame has been designed to host copper and fibre patch panels. As defined by the standard it can be used as Local Distribution Point. Expensive rack space can be saved in active equipment racks by installing passive patch panels outside the racks. The overhead position is usually preferred. This contributes to the increase of cabling density per square meter. It is an open frame thus giving outstanding access to the patch panels. The versatile brackets enable fixation on numerous types of trays.

PERFORMANCE

The LANmark Overhead Patching frame can be fitted with up to 3 patch cords management hooks (N345.401) on both sides. An extra 1U cable guide can be added horizontally under the frame. These accessories hold and guide the patch cords dropping into the rack below.

The frame and brackets are made of galvanized steel, grey natural color.

INSTALLATION


The LANmark Overhead Patching frame is fitted with brackets enabling vertical installation under, along and over cable trays. The frame can be angled to 20° by using the angled side of these brackets. This would ease readability of patch panel labels.

Installing the LANmark Overhead Patching frame is very easy. The brackets must be mounted first. The frame can then easily be attached and adjusted.

The weight of the frame (empty) and mounting brackets is 2,5kg. Please pay attention to the weight of the equipment that will be installed in the frame. The total weight shall be compliant to the maximum load of the tray to which the frame is attached.

REMARK: THE MAXIMUM WEIGHT LOAD OF THE CABLE TRAY TO WHICH THE FRAME WILL BE FIXED MUST BE RESPECTED.

When the patch cords management hooks are mounted on both sides of the overhead patching frame, the total width is $525\text{mm} + 2 \times 68\text{mm} = 661\text{mm}$







LANmark Over Head Patch frames - 4U & 6U

Contact

LAN Systems (Nexans Cabling Solutions)
Phone: +44 (0)1256 486640
nxs.uk@nexans.com

PRODUCT LIST

Nexans ref.	Name
 N345.400	LANmark Overhead Patching Frame 4U
 N345.600	LANmark Overhead Patching Frame 6U

 = Make to order,  = In stock

SELLING INFORMATION

Delivery info: Datacenter racks and frames

Cabinet and Enclosure Accessories Range







Complete Range : shelves, spare parts, fans, powerbar,...



DESCRIPTION

Complete range of accessories for 19" cabinets and enclosures

- Spare parts
- Shelf
- Powerbar
- Ventilator Fan
- ...

PRODUCT LIST

Nexans ref.	Name
 N108.109BK	100 x Caged nut (M6) + screw (M6*12), black
 N203.160	Power Bar 19 inch 1 HU 6 UTE outlet + autofuse
 N203.160A	Power Bar 19 inch 1 HU 6 schuko outlet + autofuse
 N203.165	Power Bar 19 inch 1.5U 6 UK outlet
 N101.001	Signal grounding key
 N203.171	Ventilator fan (230 V) + Power cable

 = Make to order,  = In stock

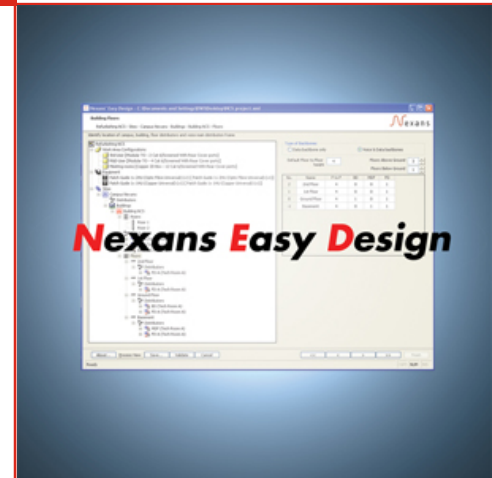
Software, Training, & Services

Contact

LAN Systems (Nexans Cabling Solutions)
Phone: +44 (0)1256 486640
ncs.uk@nexans.com

Adding value to Local Area Networks is about much more than high quality products.

Nexans provide a range of tools and services, either directly or in conjunction with business partners, to provide an unrivalled service & support package to meet the demands of both installers and end users alike.



System Warranty Programs

Contact

LAN Systems (Nexans Cabling Solutions)
Phone: +44 (0)1256 486640
ncs.uk@nexans.com

A parts guarantee is one thing. But what happens when you put them together? Many companies may be specialised in one area but what happens if you have an infrastructure problem between buildings – who is responsible for deciding if it is the copper or fibre campus link at fault.

With a Nexans solution you don't have to worry because we cover the complete cabling system, regardless of transmission medium or the building topology:

- Copper, and Fibre
- Horizontal, Backbone or Campus

Nexans understands different cabling technologies and the building infrastructure, so that's what we cover with the warranty.

DESCRIPTION

A company's communication system is crucial to its industrial and commercial success. Every single day, every company depends on the quality and distribution of information.

With global experience, technological mastery in various building architecture, and a broad portfolio of products, Nexans matches the solution to your needs.

Nexans empowers your local area networking infrastructure to do better and faster business.

Offering Quality of Service to your users and customers is the reference for your success. Quality of Transmission, the performance of your infrastructure, becomes more important and critical.

Our state-of-the-art solutions are your best guarantee for :

- performance
- reliability
- value for money



STANDARDS

International
Manufacturer specification

Network Design Tools

Contact

LAN Systems (Nexans Cabling Solutions)
Phone: +44 (0)1256 486640
ncs.uk@nexans.com

- Nexans Visio Templates (NVT)
- LAN Calculation Toolkit

DESCRIPTION

Download Nexans support software:

- Nexans Visio Template (NVT) to create professional rack layout diagrams
- LAN Calculation Toolkit to assist in planning, design and installation

Both software tools are available free of charge. You will need to login or register on the website to download.






STANDARDS



International
Manufacturer specification

Contact

LAN Systems (Nexans Cabling Solutions)
Phone: +44 (0)1256 486640
ncs.uk@nexans.com

PRODUCT LIST

Nexans ref.	Name
 Fibreroute Planner New	Fibreroute Planner Software
 Toolkit	LAN Calculation Toolkit
 NVT	Nexans Visio Template 4.0 with NVT 3D

 = Make to order,  = In stock

Training Services

Contact

LAN Systems (Nexans Cabling Solutions)
Phone: +44 (0)1256 486640
ncs.uk@nexans.com

Nexans Cabling Solutions has elaborated its training program. Training is given at the Competence Centres in Brussels or Basingstoke, or on demand at your premises or in one of our regional Training Centres.

DESCRIPTION

No matter what your level is, we'll find the best training program meeting all of your needs. The LAN technology evolution requires a wide and varied range of skills. No two projects are the same and our partner's position is important in this business. The aim is to find the synergy between your needs and our training program.

In order to make this "level training" program possible, the training has been divided into different modules to address different topics aimed at different people.

- Installers
- Project Managers
- Designers, Consultants and Architects
- Commercial Staff that would like to improve their sales techniques End Users
- Anybody involved in cabling that would like to improve his knowledge and skills in this domain

Trainees can obtain a "Nexans Cabling Solutions Expert level certification" when they succeed in the 3-day Expert training.

It is clear that a new VAR, Distributor, or Certified System Installer will be required to succeed in the Expert training. If the new partner has no experience it is recommended that he will first attend the basic training. If the partner has previous experience, he can directly follow the Expert training.

see our section on TRAINING

Training Modules Overview

Commercial:

Module 3: *Nexans Copper Cabling Solutions*

Module 8: *Nexans Optical Fibre Cabling Solutions*

Module 12: *Fibre To The Office (FTTO)*

Expert Knowledge:

Module 1: *Premises Cabling Standards*

Module 2: *Parameters for Copper Cabling*

Module 4: *Installation Rules and Guidelines*

Module 7: *Optical Fibre Theory and Principles*

Hands-on:

Module 5: *Installation Practice & Testing Class D-E-EA Links*

Module 6: *Installation Practice & Testing GG45 for CLASS F/ FA / I / II Links*

Module 9: *Fibre Installation Practice with Direct Termination*

Module 10: *Fibre Installation Practice on Fusion Splicing*

All drawings, designs, specifications, plans and particulars of weights, size and dimensions contained in the technical or commercial documentation of Nexans is indicative only and shall not be binding on Nexans or be treated as constituting a representation on the part of Nexans.

Module 11: *Testing Optical Fibre Links* ncs.uk Page 401 / 414



STANDARDS

International
Manufacturer specification

Industrial and Office Switches

Contact

LAN Systems (Nexans Cabling Solutions)
Phone: +44 (0)1256 486640
ncs.uk@nexans.com

Based on more than 25 years of experience in the field of high-performance optical fiber networks, Nexans is offering state-of-the-art active Ethernet based switch systems for building networks (Fiber To The Office), energy and broadband networks (Smart Grids) and for harsh environment applications.

Fields of application includes the structured cabling based on fiber (Fiber To The Office), infrastructures for airports, the networking of transformer substations, the control of wind turbines and security (e. g. access control, video surveillance, etc.).

System groups:

- Fiber To The Office Systems (Snap In) with Power over Ethernet
- Fiber To The Office Systems (Snap In) without Power over Ethernet
- Fiber To The Office Systems (Desk Systems) with Power over Ethernet
- Systems for harsh environments (IEC61850-3 / -40°C ... +85°C)
- Systems for harsh environments (-25°C ... +70°C)



Contact

LAN Systems (Nexans Cabling Solutions)
Phone: +44 (0)1256 486640
ncs.uk@nexans.com

Mounting accessories for industrial environment

Contact

LAN Systems (Nexans Cabling Solutions)
Phone: +44 (0)1256 486640
ncs.uk@nexans.com

DESCRIPTION

Mounting accessories for Nexans Industrial Ethernet switches family.

STANDARDS

International
Manufacturer specification

National Customer specification

Nexans LANactive Industry solution is based on Industrial Ethernet switches, industrial cabling, software and services and designed for creating reliable and highly available LAN infrastructures in harsh environments of mission critical applications. This solution is based on almost 30 years of Nexans experience in developing and producing managed Industrial and FTTO switches for harsh environment applications:

- IP video surveillance, security and Building Management Systems (BMS);
- Smart grid / Utilities;
- Oil&Gas;
- Transport (airports, railways, highways etc.);
- Infrastructure;
- Industry;
- Wind turbines;
- Many other applications.

are targeted to provide highest network availability, security and to make network maintenance much easier. They have a high level of interoperability with other switches manufacturers and different SCADAs. The switches provide high flexibility in network design – depending on the model, they can have up to 16 ports: fibre-optic or copper in different combinations, including the variant with 12x SFP and 4x RJ45 ports. iGigaSwitch family can power many devices with PoE or PoE+ technology: has up to 12x PoE+ ports with 360W budget according to IEEE 802.3at. Fast, simple and low-cost integration of additional non-Ethernet devices directly in the field is possible with optional I/O interfaces of industrial Ethernet switches. Nexans industrial Ethernet switches are compliant with many specific industry standards:

- IEC 61850 and DNV-GL/KEMA certification - the switches enable an intelligent communication environment for Smart Grids supporting the IEC 61850 standard (parts 6, 7-1, 7-2, 7-3, 7-4, 8-1, 9-1 and 9-2 Communication networks and systems for power utility automation).
- IEEE 1613 (Environmental Standards for Networking Devices Installed in Power Utility Substations)
- IEC 61000-6-2 (Immunity for industrial environments)
- IEC 61800-3 (Adjustable speed electrical power drive systems)
- IEC 61850-3 (General environmental requirements for hardware design)



Configuration Accessories for Industrial Ethernet switches

Contact

LAN Systems (Nexans Cabling Solutions)
Phone: +44 (0)1256 486640
ncs.uk@nexans.com

DESCRIPTION

The V.24 console port on Nexans switches allows you to configure the switch on site and/or to retrieve its status without an Ethernet network connection. Configuration via the V.24 console port provides the same functionality as configuration via Telnet or SSH.

Today notebooks frequently do not have an integrated serial V.24 interface (DSUB-9). Nexans has tested the installation and compatibility of different USB to Serial converters and recommends the "Digitus DA-70156 USB to Serial Converter USB 2.0". This converter has proven to be very good in our tests and showed optimal performance.

STANDARDS

International

Manufacturer specification

National Customer specification

Memory Cards for Industrial Ethernet switches

Contact

LAN Systems (Nexans Cabling Solutions)
Phone: +44 (0)1256 486640
ncs.uk@nexans.com

- Redundant storage of switch configuration
- Prioritized loading the cash card at Power-UP
- Each Memory Card has unique MAC address
- Wide temperature range
- Industrial grade SD Memory Card

STANDARDS

International
Manufacturer specification

National Customer specification

DESCRIPTION

Nexans memory cards are redundant encrypted storage (AES256) for Nexans Industrial and compact ruggedized Ethernet switches which always stores its complete and most actual configuration and firmware automatically. There are different formats: SD and micro SD for industrial and ruggedized compact IND switches respectively.

To make network maintenance processes easier, Nexans memory cards have unique MAC address fixed on it. Switch replaces its own MAC address with the one read from memory card. In case of a switch replacement the SD card needs to be removed from one switch and installed into the new one. The MAC-address, configuration and firmware will be taken on by the new switch from this SD-card. So no changes in the network policy or pre-setup works need to be made as the system will see the same switch as before.

The special version of Memory Card is equipped with MRP Multi license is available for iGigaSwitch family. Memory Card with MRP license activate the usage of Media Redundancy Protocol in according to IEC 62439.

- Encrypted data storage (AES256) provides the highest level of protection for the saved configuration, firmware, etc.
- Operating temperature range of the memory cards: -40...+85°C

iGigaSwitch 10xx E+ family

Contact

LAN Systems (Nexans Cabling Solutions)
Phone: +44 (0)1256 486640
nxs.uk@nexans.com

- Nexans Industrial Ethernet switches are the core of LANactive Industry solution
- 10x Gigabit ports switches family with different number of SFP ports: 2, 4, or 8
- Up to 8x PoE/PoE+ ports with 240W power budget according to IEEE 802.3at
- Wide functionality targeted to make a network maintenance easier
- Built-in I/O module with 2x input and 2x output ports
- IEC 61850 compliancy is tested and certified by KEMA/DNV-GL
- Wide operating temperature range: -40 ... +85oC

STANDARDS

International
Manufacturer specification

National Customer specification

DESCRIPTION

Nexans managed Industrial Ethernet switches of iGigaSwitch 10xx family are the core of LANactive Industry solution and are designed for building robust and reliable network in harsh environment of many mission critical applications.

LANactive Industry solution includes:

- managed Industrial Ethernet switches and its accessories
- wide copper and fibre cabling offer including their industrial variant
- configuration and management software for the switches
- support service

Nexans iGigaSwitch 10xx E+ family is designed to provide maximum network availability, security, longest lifetime in harsh environments and making a network maintenance easier.

iGigaSwitch 10xx E+ family provides great flexibility in network design - it has up to 10x Gigabit ports in different combination. The iGigaSwitch allows to adapt the interfaces to the application by using the corresponding pluggable modules (Fast Ethernet or Gigabit SFP).

I/O interfaces

Built-in I/O interfaces of iGigaSwitch 10xx E+ family allow a fast, simple and low-cost integration of non-IP based devices directly in the field - different sensors, controllers, buttons etc. The switches are offering extensive management functionalities with interactions, sending of messages as well as the activation of alarms.

Power over Ethernet (PoE/PoE+)

Up to 8 connected devices can be supplied with Power over Ethernet. In accordance with the latest IEEE 802.3at (PoE+) standard, up to 30 Watts of power are available for each connected device.

There are 2x PoE/PoE+ options available for iGigaSwitch 10xx family depending on the switch model - for 4x or 8x ports (88301602 or 88301604 respectively).

IEC 61850

Nexans iGigaSwitch family comply to IEC 61850 requirements (parts 6, 7-1, 7- 2, 7-3, 7-4, 8-1, 9-1 and 9-2 Communication networks and systems for power utility automation). This functionality is critical for Smart grid and allows to use standardized equipment to ensure correct and reliable communication of all networked devices of Smart grid infrastructure (including switches, PLCs, different controllers, sensors etc.) with each other and with central SCADA.

The compliance is tested and confirmed by KEMA/DNV-GL.

iGigaSwitch 16xx HSR/PRP family

Contact

LAN Systems (Nexans Cabling Solutions)
Phone: +44 (0)1256 486640
ncs.uk@nexans.com

- HSR/PRP switch model for the sites with highest requirements for redundancy - 1Gbps HSR/PRP ports
- 16x Gigabit ports switches: 10x RJ45 + 4x SFP + 2x HSR/PRP SFP ports
- 8x PoE/PoE+ ports with 240W power budget according to IEEE 802.3at
- Wide functionality targeted to make a network maintenance easier
- IEC 61850 compliancy is tested and certified by KEMA/DNV-GL
- Wide operating temperature range: -40 ... +85oC
- Nexans Industrial Ethernet switches are the core of LANactive Industry solution

STANDARDS

International
Nexans specification

National Customer specification

DESCRIPTION

Nexans iGigaSwitch 1606 HSR/PRP switch model is designed for the applications with highest requirements for network availability and redundancy, like electrical substations automation, industrial communication and many others.

Both technologies High-availability Seamless Redundancy (HSR) and Parallel Redundancy Protocol (PRP) are described in the standard IEC 62439-3 and provides that provides seamless failover against failure of network components. HSR works inside local network of, for example electrical substation, while PRP protocol provides the redundancy between remote sites (connections between substation with central management unit for example) by using an infrastructure of existed LAN.

This becomes especially critical as the last edition of IEC 61850 standard targeted to substation automation pays a special attention on redundancy that provides zero-time recovery with zero packet loss. So HSR/PRP protocols have been adopted for substation automation in the framework of IEC 61850.

iGigaSwitch 1606 HSR/PRP switches have 16 Gigabit ports: 10x RJ45 + 4x SFP + 2x HSR/PRP SFP ports. The iGigaSwitch allows to adapt the interfaces to the application by using the corresponding pluggable modules (Fast Ethernet or Gigabit SFP).

Nexans managed Industrial Ethernet switches of iGigaSwitch 16xx E+ family are the core of LANactive Industry solution and are designed for building robust and reliable network in harsh environment of many mission critical applications.

LANactive Industry solution includes:

- managed Industrial Ethernet switches and its accessories
- wide copper and fibre cabling offer including their industrial variant
- configuration and management software for the switches
- support services

I/O interfaces

Optional I/O interfaces (product code 88301600) of iGigaSwitch 16xx E+ family allow a fast, simple and low-cost integration of non-IP based devices directly in the field - different sensors, controllers, buttons etc. The switches are offering extensive management functionalities with interactions, sending of messages as well as the activation of alarms.

Power over Ethernet (PoE/PoE+)

Up to 8x connected devices can be supplied with Power over Ethernet. In accordance with the latest IEEE 802.3at (PoE+) standard, up to 30 Watts of power are available for each connected device, with total budget of 240Watts.

There are two PoE/PoE+ options available for iGigaSwitch 16xx E+ family depending on the switch model for 4x or 8x ports 88301602 or 88301604 respectively.
These specifications, drawings, photographs, and other information are for informational purposes only and shall not be binding on Nexans or be treated as constituting a representation on the part of Nexans.
Validated 10/01/20 www.nexans.co.uk Page 409 / 414

IEC 61850 / KEMA/DNV-GL certification

Nexans iGigaSwitch family comply to IEC 61850 requirements (parts 6, 7-1, 7-2, 7-3, 7-4, 8-1, 9-1 and 9-2 Communication networks and systems for power utility automation). This functionality is critical for Smart grid and allows to use standardized equipment to ensure correct and reliable communication of all



iGigaSwitch 16xx E+ family

Contact

LAN Systems (Nexans Cabling Solutions)
Phone: +44 (0)1256 486640
nxs.uk@nexans.com

- Nexans Industrial Ethernet switches are the core of LANactive Industry solution
- 16x Gigabit ports switches family with different number of SFP ports: 12, 8, 6 or 4
- Up to 12x PoE/PoE+ ports with 360W power budget according to IEEE 802.3at
- HSR/PRP switch model for the sites with highest requirements for redundancy
- Wide functionality targeted to make a network maintenance easier
- IEC 61850 compliancy is tested and certified by KEMA/DNV-GL
- Wide operating temperature range: -40 ... +85oC

DESCRIPTION

Nexans managed Industrial Ethernet switches of iGigaSwitch 16xx E+ family are the core of LANactive Industry solution and are designed for building robust and reliable network in harsh environment of many mission critical applications.

LANactive Industry solution includes:

- managed Industrial Ethernet switches and its accessories
- wide copper and fibre cabling offer including their industrial variant
- configuration and management software for the switches
- support services

Nexans iGigaSwitch 16xx E+ family is designed to provide maximum network availability, security, longest lifetime in harsh environments and making a network maintenance easier.

iGigaSwitch 16xx E+ family provides great flexibility in network design - it has up to 16x Gigabit ports in different combination. The iGigaSwitch allows to adapt the interfaces to the application by using the corresponding pluggable modules (Fast Ethernet or Gigabit SFP). There are different models available: with 12x, 8x, 6x and 4x SFP ports.

I/O interfaces

Optional I/O interfaces (product code 88301600) of iGigaSwitch 16xx E+ family allow a fast, simple and low-cost integration of non-IP based devices directly in the field - different sensors, controllers, buttons etc. The switches are offering extensive management functionalities with interactions, sending of messages as well as the activation of alarms.

Power over Ethernet (PoE/PoE+)

Up to 12x connected devices can be supplied with Power over Ethernet. In accordance with the latest IEEE 802.3at (PoE+) standard, up to 30 Watts of power are available for each connected device, with total budget of 360Watts.

There are three PoE/PoE+ options available for iGigaSwitch 16xx E+ family depending on the switch model - for 4x, 8x or 12x ports (88301602, 88301604 or 88301606 respectively).

IEC 61850 / KEMA/DNV-GL certification

Nexans iGigaSwitch family comply to IEC 61850 requirements (parts 6, 7-1, 7-2, 7-3, 7-4, 8-1, 9-1 and 9-2 Communication networks and systems for power utility automation). This functionality is critical for Smart grid and allows to use standardized equipment to ensure correct and reliable communication of all networked devices of Smart grid infrastructure (including switches, PLCs, different controllers, sensors etc.) with each other and with central SCADA.

The compliance is tested and confirmed by KEMA/DNV-GL.



STANDARDS

International

Manufacturer specification

National Customer specification

Nexans GigaSwitch IND family

Contact

LAN Systems (Nexans Cabling Solutions)
Phone: +44 (0)1256 486640
ncs.uk@nexans.com

- Very compact design: 90 x 45 x 69 mm
- 6 port managed Full Gigabit ruggedized FTTO switch
- 6x Gigabit ports: 4x RJ45 + 2x Uplink ports: 2xSFP or 1xRJ45+1xSFP
- Robust metal housing and compact hardware design
- 4x PoE/PoE+ ports with 120Watts budget
- Extended temperature range, -25 up to +65°C
- Memory card slot
- Wide input voltage range 46 ... 57V DC (typ. 54V DC)

DESCRIPTION

The compact ruggedized GigaSwitch V5 IND series enables the secure, switched Gigabit Ethernet networks in the mission critical and harsh environments. This switches generation has very compact design (90 x 45 x 69 mm) and equipped with state-of-the-art processor technology with real-time support and provides enhanced performance, availability, security, redundancy and convenient management functionality.

6 port version

The GigaSwitch V5 IND family has 6 Gigabit ports: 4x RJ45 + 2x Uplink ports (2xSFP or 1xRJ45+1xSFP). The switch ports support link aggregation and provide wider bandwidth for data hungry applications. Together with the robust housing, the optional memory card and the high MTBF values, the Nexans switches are highly reliable.

Snap-In and DIN-rail installation

The very compact design of LANactive devices allows a tool-less snap-in installation into the standard 45 mm profiles or DIN-rail mounting with special kit, Nexans P/N 88646199. Industrial installations can be realized in the shortest possible time in combination with the new Click-In or DIN-rail mounted power supply series.

Power Source Equipment (PSE+)


Thanks to the implemented Power over Ethernet (PoE+) functionalities, devices like VoIP-Phones, Wireless-Access-Points and IP-Cameras can be directly supplied with power from the switch according to IEEE802.3at. The Power overEthernet functionality can be parameterized, controlled and monitored viamanagement.

Memory card

The optional memory card automatically save and storage the complete current configuration and firmware of the device. In addition, each memory card has its own MAC address.

Switch Management with Client Server Architecture

The new management platform allows simple and secure configuration from acentralized location. Rapid Spanning Tree, RADIUS, prioritization, security, LLDP, LACP, IGMP, CDP, QinQ, diagnostics and SNMP traps are just some of theimplemented features. In combination with Nexans Device Management software,NEXMAN, a larger number of switches can be managed and monitored at the same time. NEXMAN allows automatic distribution of master configurations and firmware updates.



STANDARDS

International

Manufacturer specification

National Customer specification

All drawings, designs, specifications, plans and particulars of weights, size and dimensions contained in the technical or commercial documentation of Nexans is indicative only and shall not be binding on Nexans or be treated as constituting a representation on the part of Nexans.

Version null Generated 10/01/20 www.nexans.co.uk Page 411 / 414

Power supplies

Contact

LAN Systems (Nexans Cabling Solutions)

Phone: +44 (0)1256 486640

ncs.uk@nexans.com

- Easy assembly on the DIN-rail or wall
- Maximum energy efficiency thanks to low idling losses
- Startup temperature > -40°C
- Overload and short circuit-/no-load protection

DESCRIPTION

The compact Nexans iPowerSupply perfectly complements Nexans Industrial Ethernet product portfolio. Due to the design, the wide-range inputs and the global approvals, the iPowerSupply is well suited for use in installations around the globe. The iPowerSupplies comply with high requirements for EMC and environmental conditions which allows its operation in very harsh environments.

The iPowerSupply is not only able to supply active systems, such as switches, with power, but also other Power over Ethernet enabled devices at the same time. Moreover a parallel connection of iPowerSupplies can be used to increase the power and realise redundancy. The reliability and efficiency of the iPowerSupply is underlined by a high electrical efficiency, low stand-by losses and high MTBF values.

STANDARDS

International
Manufacturer specification

National Customer specification

Distributed by

Nexans UK - General Enquiries

Nexans House, Chesney Wold, Bleak Hall - MK6 1LA Milton Keynes - United Kingdom
01908 250850
sales.uk@nexans.com