

**IT TAKES
2 TO
CONNECT.**

FERMAX

2023 GENERAL CATALOGUE

CATALOGUES/LEAFLETS



DUOX PLUS
CATALOGUE



DUOX PLUS
TECHNICAL GUIDE



MEET
CATALOGUE



SPARE PARTS
CATALOGUE



MARINE ELITE
LEAFLET



WAY-FI
LEAFLET



DUOX PLUS
TERMINALS LEAFLET



DUOX PLUS PANELS
LEAFLET

ONLINE TOOLS



BLUE BY FERMAX
WEB



MEET BY FERMAX
WEB



SKYLINER
The wizard to create
your Skyline panels.



GLOBAL PROJECTS
Online tool to manage your
FERMAX projects.



FERMAX FOR REAL
Augmented Reality App:
interact with our products as if
they were real.



SALES LAYER DIGITAL
CATALOGUE
Online catalogue with
product data sheets.



SPECIAL PANELS
FORMS



CARDHOLDERS
DESIGNS



ONLINE SUPPORT CENTRE
FAQ's and troubleshooting

FERMAX

When Fernando Maestre transformed the broken radio of a downed warplane into a homemade telegraph to talk to his friend, he surely felt the emotion of someone who connects for the first time with someone else without being in the same place. And it was with this emotion that our story began.

We are FERMAX thanks to you.

You chose us because, like us, you believed it was possible to create new forms of communication between buildings and their users, between homes and people. And thanks to your trust and commitment, **we have been welcoming people into millions of homes around the world for more than 70 years.**

Now, we are the voice of connectivity.

Because together we make sure that people are connected to their homes and feel safe by knowing who is calling at any time and opening the door from anywhere.

You are part of our story and we hope we can count on you to move forward together on this new path.

Because it takes 2 to connect. You and us.



IF YOU CHOOSE FERMAX, YOU CHOOSE **SAFETY**



Head Office, Valencia-Spain


**spanish
brand**

FERMAX

since 1949



A **brand**
close to its
customers

Fermax was founded in 1949 in Valencia (Spain), where we still have our headquarters and production centre. We are proud to have equipped more than half of the buildings in Spain with our products.

Our national success has allowed us to expand beyond our borders and become a reference brand in our sector in more than 70 countries, thanks to the commitment of a large network of international distributors and the work of the people who are part of the Fermax group in Spain, France, United Kingdom, Poland, Belgium, Singapore, China, Portugal, UAE, Colombia and Turkey.

Our Fermax international network allows us to be at your side throughout many different countries to offer you guarantee, trust and reliability.

Specialist
manufacturer for
over **70** years

In our factory in Valencia, we carry out **the entire production process**: the selection of high quality materials, electronic manufacturing, mechanical manufacturing, plastic injection, laser cut and engraving of outdoor panels, final assembly and quality control.

Thanks to our specialisation and flexibility in production, we can offer customised and made-to-measure products such as the MARINE ELITE range.



Production lines, head office, Valencia-Spain.

We have our own R&D team - Fermax Technologies - which allows us to be agile in the design of electronic components and **to guarantee supply in all circumstances.**

Our specialisation facilitates the availability of spare parts over time and ensures **the correct maintenance of installations for years.**




INNOVAMAX, Innovation room



Thanks to connectivity and digitalisation, our video door entry systems have become an essential element in guaranteeing the safety of homes and people.

Security is also about removing barriers and giving people with functional diversity the freedom to open the door of their home without constraints using a device they are already familiar with, such as a mobile phone.

The **PHOTOCALLER** function - or automatic images capture - included in our monitors is further proof of our commitment to **ensuring the safety and comfort of all.**



Our video intercoms, an essential element for the **safety of homes and people.**

Our **commitment** to **sustainable** development



Sustainable cities and communities

We aspire for our products to be drivers of the transformation of cities, taking advantage of connectivity to provide **new services** to the different stakeholders who interact with buildings and homes.

Environmental protection, worker integration, equality and social action are the fundamental pillars of our corporate social responsibility policy to achieve the goals of sustainable development.

Environmental sustainability

We are committed to renewable energy for the transition to self-consumption and energy efficiency in our facilities. We also promote awareness and good practice among our employees for resources, energy and waste management.

Integration in the workplace

In 2000, we created CEEME, an employment centre specialising in electronics assembly, to promote the social and professional integration of people with functional diversity.

Desing and Innovation, an essential part of our **DNA**

Innovation has always been part of our DNA and has allowed us to adapt to each market and to the demands of the sector. **Each year we allocate 6% of our sales to investment in R&D** in order to develop products and solutions that provide added and differential value.

DUOX PLUS is an example of this, as it is the **first and only 2-wire video door entry system whose communication and transmission are entirely digital.**

A technology designed, patented and manufactured in Spain that has revolutionised the world of video door entry systems and has allowed us to establish the basis of our entire strategy: **connectivity for all.**




A great team

Our greatest achievement is, without a doubt, all the people who are part of the Fermax Group.

Their talent, commitment and effort have made it possible for us to be present for more than 70 years and continuing to count on each and every one of them is a guarantee of success for the future.

People who work hard to support you along the way.





SINGAPORE
D'LEEDON



DENMARK
THE SILO



COLOMBIA
TERRAKOTA



UAE
THE LINKS



VIETNAM
MASTERI THAO DIEN


FERMAX AROUND THE WORLD



SPAIN
TORRE BOLUETA



U.K.
GRAFTON QUARTER



FRANCE
GRAND HÔTEL-DIEU



BELGIUM
NAUTILUS



POLAND
ART DECO WOLA APARTMENTS



TURKEY
TEMA ISTANBUL

INDEX

12 VIDEO KITS

24 AUDIO KITS

30 DUOX PLUS
The only fully digital
system in 2 wires

56 MEET
The IP system

74 VDS

82 MDS

94 4+N AUDIO

100 DOOR LOCK RELEASE

108 ACCESS CONTROL

122 TECHNICAL INFORMATION

157 REFERENCE INDEX



KITS

Solutions for individual
residences, businesses and
small buildings



Video Kits. Audio Kits.
Building Kits.

FERMAX






VIDEO KITS

RESIDENCES AND BUSINESSES

SELECTION OF VIDEO KITS FOR RESIDENCES AND BUSINESSES.

All these Fermax video kits are Plug and Play (kits don't require programming).

	 DUOX PLUS VEO WiFi KIT	 DUOX PLUS VEO-XS WiFi KIT	 DUOX PLUS VEO-XL WiFi KIT	 DUOX PLUS MARINE VEO-XS WiFi KIT	 DUOX PLUS MARINE BLACK VEO-XS WiFi KIT	 DUOX PLUS ONE-TO-ONE VEO WiFi KIT
OUTDOOR PANEL	 cityline	 cityline	 cityline	 Marine	 Marine	 cityline
MONITOR	 VEO 	 VEO XS 	 VEO XL 	 VEO XS 	 VEO XS 	 VEO 
REFERENCES No. APARTMENTS	94411 (1/W) 94421 (2/W)	94511 (1/W) 94521 (2/W)	9471 (1/W) 9472 (2/W)	50731 (1/W)	50831 (1/W)	49081 (1/W)
CALL DIVERT TO SMARTPHONE	Yes	Yes	Yes	Yes	Yes	Yes
TECHNOLOGY	2 wires	2 wires	2 wires	2 wires	2 wires	2 wires
PANEL MOUNTING	Flush mounted	Flush mounted	Flush mounted	Flush mounted	Flush mounted	Flush mounted
INTEGRATED ACCESS CONTROL	No	No	No	No	No	No
ADDITIONAL PANELS	9	9	9	9	9	9
MONITOR SCREEN	4,3"	4,3"	7"	4,3"	4,3"	4,3"
CONVERSATION MODE	With handset	Hands-free	Hands-free	Hands-free	Hands-free	With handset
CAPTURE OF IMAGES	Yes	Yes	Yes	Yes	Yes	Yes
INTERCOM.	No	No	No	No	No	No
COMP. VIDEO SURVEILLANCE	Yes	Yes	Yes	Yes	Yes	Yes
ADDITIONAL MONITORS*	2	2	2	2	2	2

*Without extra power supply.

2 WIRES (DUOX PLUS)




DUOX PLUS MARINE ONE-TO-ONE VEO-XS WiFi KIT	DUOX PLUS MEMOVISION VEO WiFi KIT	DUOX PLUS MEMOVISION VEO-XS WiFi KIT	NEW DUOX PLUS MEMOVISION VEO-XL WiFi KIT	WAY-FI KIT	WAY KIT	VEO WIBOX VDS KIT
Marine	cityline	cityline	cityline	way-Fi	way	cityline
VEO XS	VEO	VEO XS	VEO XL	way-Fi	way	VEO
50781 (1/W)	49071 (1/W)	49121 (1/W)	49171 (1/W)	1431 (1/W)	1401 (1/W) 1402 (2/W)	94111 (1/W)
Yes	Yes	Yes	Yes	Yes	No	Yes
2 wires	2 wires	2 wires	2 wires	2 wires	2 wires	5 wires
Flush mounted	Flush mounted	Flush mounted	Flush mounted	Surface	Surface	Flush mounted
No	Yes (keypad)	Yes (keypad)	Yes (keypad)	No	No	No
9	9	9	9	1	3	1
4,3"	4,3"	4,3"	7"	7" touch	7" touch	4,3"
Hands-free	With handset	Hands-free	Hands-free	Hands-free	Hands-free	With handset
Yes	Yes	Yes	Yes	Yes	Yes	Yes, from the App
No	No	No	No	Yes	Yes	No
Yes	Yes	Yes	Yes	Yes	Yes	Yes
2	2	2	2	2	1	1
2 WIRES (DUOX PLUS)				2 WIRES (WAY)		5 WIRES (VDS)

DUOX PLUS WIFI KITS

A KIT FOR EVERY HOME. CONNECT WITH FERMAX



VIDEO DOOR ENTRY WITH
call
divert to
mobile

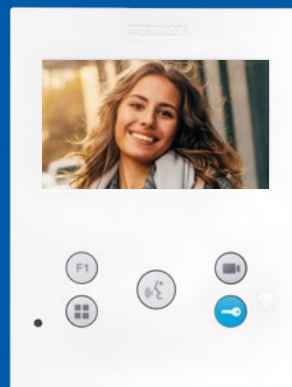



**More
security** at
home.

DUOX PLUS WIFI VIDEO KITS include the DUOX PLUS WIFI monitors with integrated WiFi connectivity. Now it's possible to divert a call from your video door entry system to your smartphone or tablet.

All you need is a DUOX PLUS WiFi monitor installed in your home, then download the free BLUE application and you will feel just like you were at home.

New version of BLUE developed 100% by **Fermax** to offer more stability, more speed and better call quality.



FUNCTIONALITIES

- Call divert to mobile.
- Automatic capture of images with the call.
- Ringtone selection and call volume adjustment.
- "Do not disturb" mode.
- Auto-on.
- F1 additional function.
- F2 additional function.




94411 1/W DUOX PLUS VEO WiFi KIT

- 40708 1/W Colour DUOX PLUS CITY panel. S1: 130x128.
- 8948 Flush box S1: 115x114x45.
- 9446 4,3" DUOX PLUS VEO WiFi monitor.
- 9447 DUOX PLUS Connector.
- 4825 Power supply unit+filter DIN10 24Vdc-2.5A.
- 4802 Power supply DIN4 230Vac/12Vac/1A.

94421 2/W DUOX PLUS VEO WiFi KIT

Same as kit ref.94411 but 2/W video panel (ref.40008), 2 VEO WiFi monitors (ref.9446) and their connectors (ref. 9447). Includes 1 line adaptor (ref.3255).



94511 1/W DUOX PLUS VEO-XS WiFi KIT

- 40708 1/W Colour DUOX PLUS CITY panel. S1: 130x128.
- 8948 Flush box S1: 115x114x45.
- 9449 4,3" DUOX PLUS VEO-XS WiFi monitor.
- 9447 DUOX PLUS Connector.
- 4825 Power supply unit+filter DIN10 24Vdc-2.5A.
- 4802 Power supply DIN4 230Vac/12Vac/1A.

94521 2/W DUOX PLUS VEO-XS WiFi KIT

Same as kit ref.94511 but 2/W video panel (ref.40008), 2 VEO XS WiFi monitors (ref.9449) and their connectors (ref. 9447). Includes 1 line adaptor (ref.3255).



9471 1/W DUOX PLUS VEO-XL WiFi KIT

- 40708 1/W Colour DUOX PLUS CITY panel. S1: 130x128.
- 8948 Flush box S1: 115x114x45.
- 9469 7" DUOX PLUS VEO-XL WiFi monitor.
- 9447 DUOX PLUS Connector.
- 4825 Power supply unit+filter DIN10 24Vdc-2.5A.
- 4802 Power supply DIN4 230Vac/12Vac/1A.

9472 2/W DUOX PLUS VEO-XL WiFi KIT

Same as kit ref.9471 but 2/W video panel (ref.40008), 2 VEO-XL WiFi monitors (ref.9469) and their connectors (ref.9447). Includes 1 line adaptor (ref.3255).

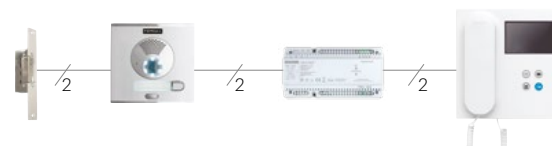
■ EXTENSIONS

INDOOR: The kit allows a maximum of 3 terminals, the included one and 2 additional ones. Depending on the type of cable and distances, an additional power supply (ref.4825), line adaptor ref.3255 and/or regenerators might be required.

OUTDOOR: It is possible to extend the installation by adding more outdoor panels (up to 10). Depending on the type of cable and topology, it may be required an additional power supply (ref.4825), line adaptors ref.3255 and/or regenerators might be required.

It is possible to add an **IP/DUOX PLUS CAMERA INTERFACE**.
See information on page 51.

■ DUOX PLUS INSTALLATION DIAGRAM



■ DISTANCES TABLE

Check the technical manual of the kit.

■ DOOR LOCK

FERMAX recommends powering the electric lock release independently with the power supply ref.4802 supplied with the kit whenever possible.



50731 1/W DUOX PLUS MARINE VEO-XS WiFi KIT

- 44338 MARINE panel DUOX PLUS ST1: 150x180.
- 4641 Flush box ST1: 130x160x55.
- 9449 4,3" DUOX PLUS VEO-XS WiFi monitor.
- 9447 DUOX PLUS Connector.
- 4825 Power supply unit+filter DIN10 24Vdc-2.5A.
- 4802 Power supply DIN4 230Vac/12Vac/1A.



50831 1/W DUOX PLUS MARINE BLACK VEO-XS WiFi KIT

- 44438 MARINE BLACK panel DUOX PLUS ST1: 150x180.
- 4641 Flush box ST1: 130x160x55.
- 9449 4,3" DUOX PLUS VEO-XS WiFi monitor.
- 9447 DUOX PLUS Connector.
- 4825 Power supply unit+filter DIN10 24Vdc-2.5A.
- 4802 Power supply DIN4 230Vac/12Vac/1A.



49081 1/W DUOX PLUS ONE-TO-ONE VEO WiFi KIT

- 73891 1/W DUOX PLUS One-To-One CITY panel with induction loop. Panel S4: 130x199.
- 8949 Flush box S4: 115x185x45.
- 9456 4,3" DUOX PLUS VEO WiFi monitor w/induction loop.
- 9447 DUOX PLUS Connector.
- 4825 Power supply unit+filter DIN10 24Vdc-2.5A.
- 4802 Power supply DIN4 230Vac/12Vac/1A.



50781 1/W DUOX PLUS MARINE ONE-TO-ONE VEO-XS WiFi KIT

- 55361 1/W DUOX PLUS One-To-One MARINE panel with induction loop. ST2: 150x240.
- 4642 Flush box ST2: 130x220x55.
- 9459 4,3" colour DUOX PLUS VEO-XS monitor w/induction loop.
- 9447 DUOX PLUS Connector.
- 4825 Power supply unit+filter DIN10 24Vdc-2.5A.
- 4802 Power supply DIN4 230Vac/12Vac/1A.



49071 1/W DUOX PLUS MEMOVISION VEO WiFi KIT

- 73881 1/W DUOX PLUS MEMOVISION panel. S5:130x246.
- 8855 Flush box S5: 115x233x45.
- 9446 4,3" DUOX PLUS VEO WiFi monitor.
- 9447 DUOX PLUS Connector.
- 4825 Power supply unit+filter DIN10 24Vdc-2.5A.
- 4802 Power supply DIN4 230Vac/12Vac/1A.



49121 1/W DUOX PLUS MEMOVISION VEO-XS WiFi KIT

- 73881 1/W DUOX PLUS MEMOVISION panel. S5:130x246.
- 8855 Flush box S5: 115x233x45.
- 9449 4,3" colour DUOX PLUS VEO-XS monitor.
- 9447 DUOX PLUS Connector.
- 4825 Power supply unit+filter DIN10 24Vdc-2.5A.
- 4802 Power supply DIN4 230Vac/12Vac/1A.

NEW



49171 1/W DUOX PLUS MEMOVISION VEO-XL WiFi KIT

- 73881 1/W DUOX PLUS MEMOVISION panel. S5:130x246.
- 8855 Flush box S5: 115x233x45.
- 9469 7" colour DUOX PLUS VEO-XL WiFi monitor.
- 9447 DUOX PLUS Connector.
- 4825 Power supply unit+filter DIN10 24Vdc-2.5A.
- 4802 Power supply DIN4 230Vac/12Vac/1A.

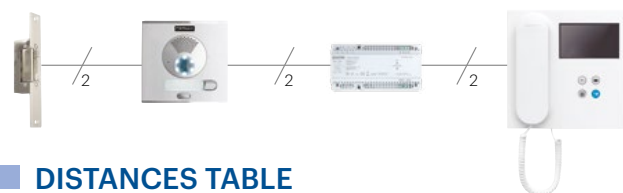
KITS EXTENSIONS

INDOOR: The kit allows a maximum of 3 terminals, the included one and 2 additional ones. Depending on the type of cable and distances, an additional power supply (ref.4825), line adaptors ref.3255 and/or regenerators might be required.

OUTDOOR: It is possible to extend the installation by adding more outdoor panels (up to 10). Depending on the type of cable and topology, an additional power supply (ref.4825), line adaptors ref.3255 and/or regenerators might be required.

It is possible to add an **IP/DUOX PLUS CAMERA INTERFACE**.
See information on page 51.

DUOX PLUS INSTALLATION DIAGRAM



DISTANCES TABLE

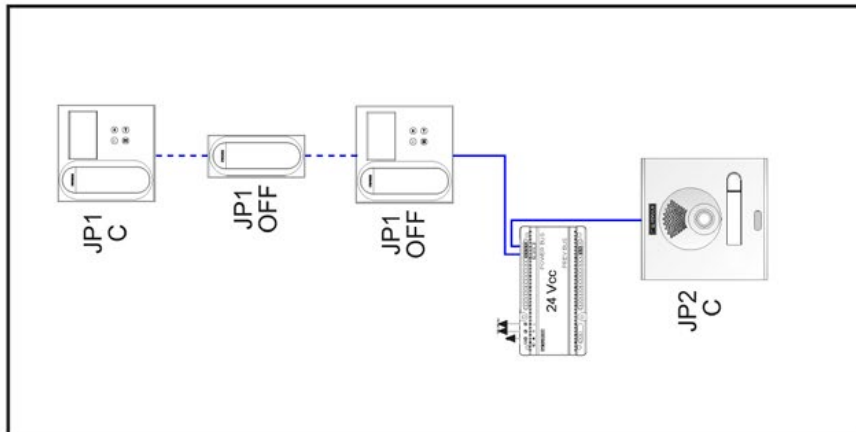
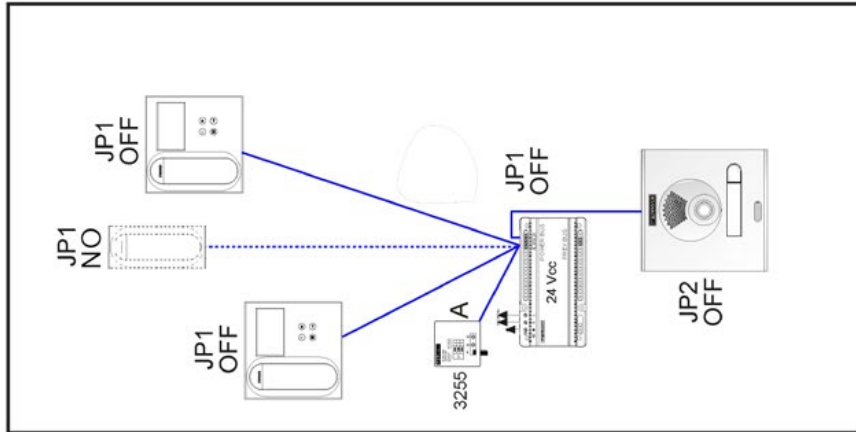
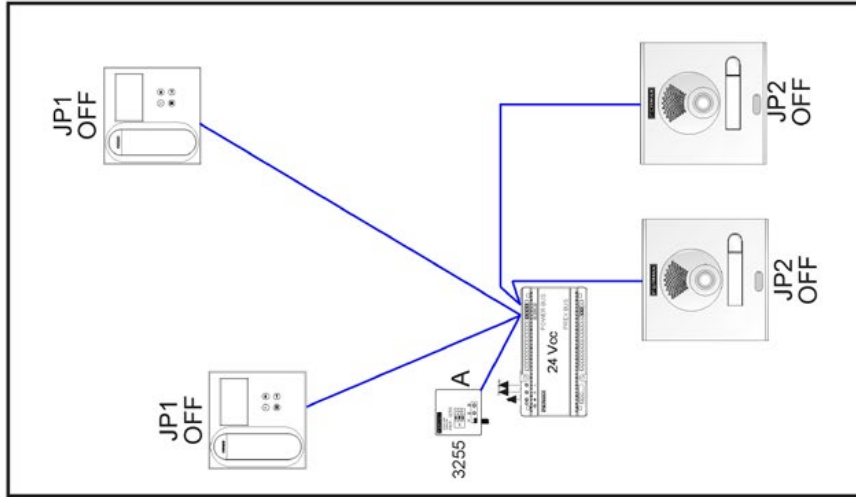
Check the technical manual of the kit.

DOOR LOCK

FERMAX recommends powering the electric lock release independently with the power supply ref.4802 supplied with the kit whenever possible.

VIDEO KIT DIAGRAM

KITS EXTENSIONS



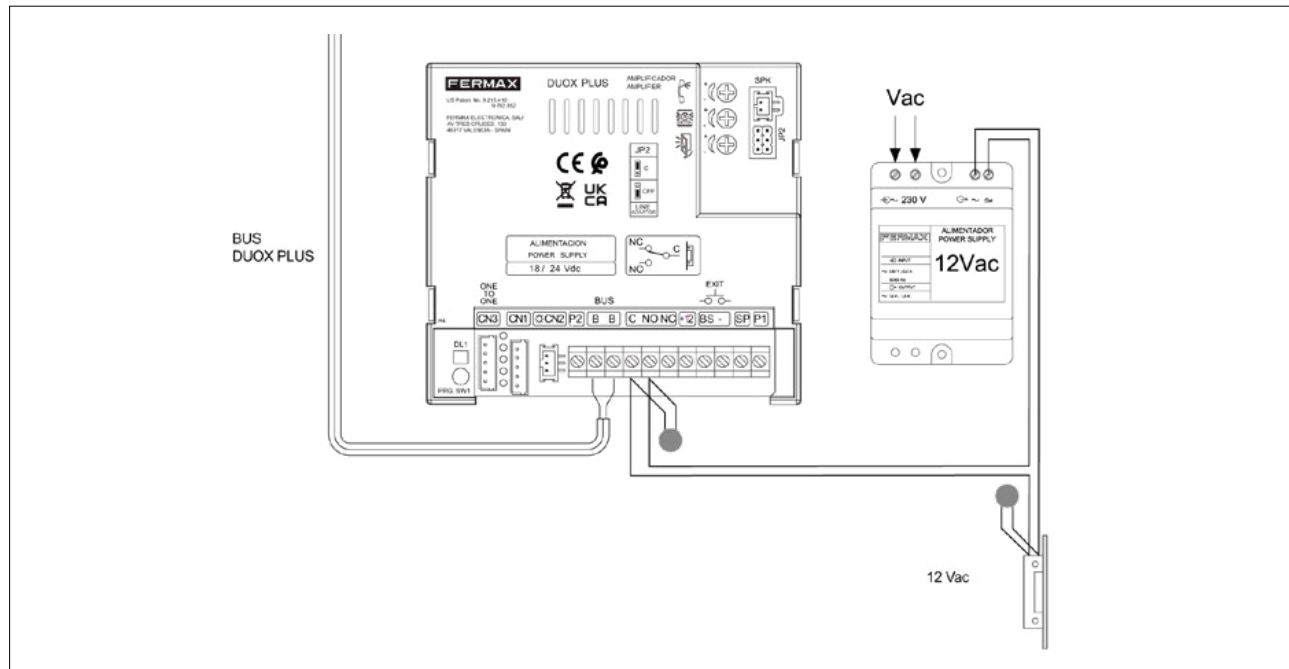
INDOOR: The kit allows a maximum of 3 terminals (the included one and 2 additional ones). Depending on the type of cable and distances, an additional power supply (ref.4825), line adaptor ref.3255 and/or regenerators might be required.

OUTDOOR: It is possible to extend the installation by adding more outdoor panels (up to 10). Depending on the type of cable and topology, it may be required an additional power supply (ref.4825), line adaptors ref.3255 and/or regenerators might be required.

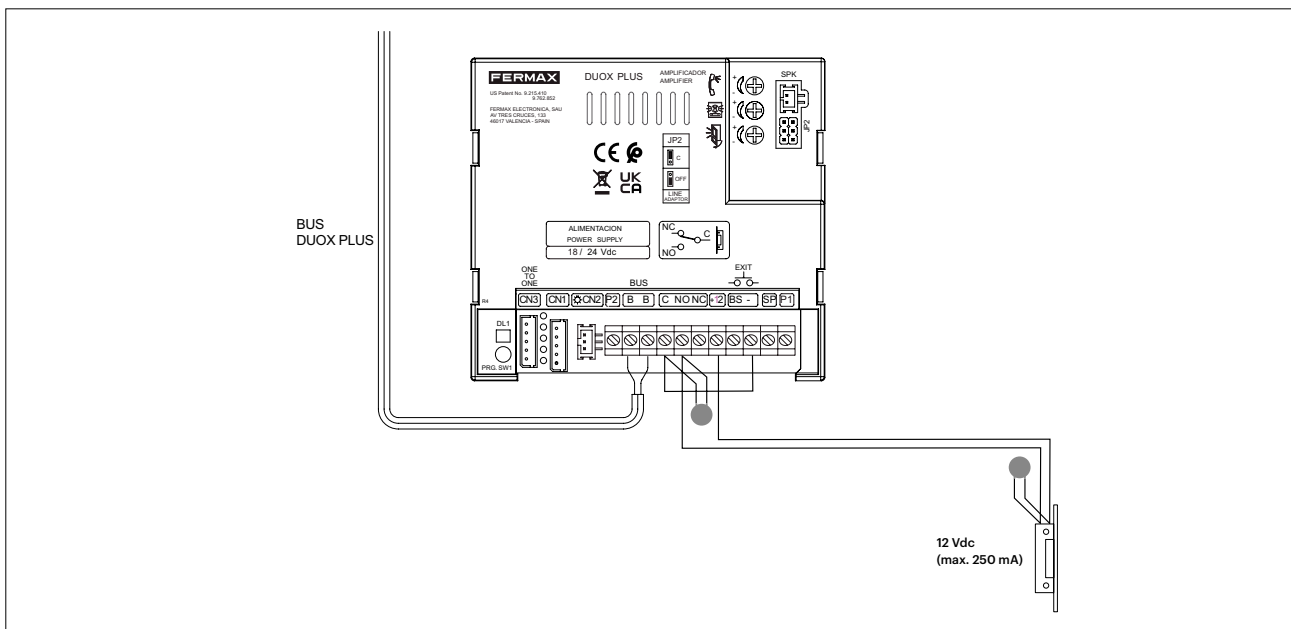
Possibility of adding an IP CAMERA/DUOX PLUS INTERFACE .

DUOX PLUS VIDEO KITS DIAGRAM

AC ELECTRIC LOCK RELEASE CONNECTION



DC ELECTRIC LOCK RELEASE CONNECTION



For more information about DUOX PLUS, see the technical books available at: <https://fermax.com/intl-en/documents>



WAY-FI KIT

CONNECTED TO YOUR HOME
FROM ANYWHERE IN THE WORLD



- Free App compatible with iOS (version 9.0 or higher) and ANDROID (version 4.4 or higher).
- Works in WiFi or 3G/4G mode.
- Auto-on of the outdoor panel camera from the smartphone.
- Door opening from the smartphone (with a PIN code).
- Manual capture of photos or videos.
- Unlimited number of linked smartphones in the same kit.
- Management of several WAY-FI kits from the same smartphone.



1431 1/W 7" WAY-FI KIT

- 1438 1/W WAY-FI video panel with hood.
Panel dimensions with hood: 164x94x39.
- 1436 7" WAY-FI touch screen monitor with WiFi.
- 1440 WAY-FI power supply.

EXTENSIONS

INDOOR: up to 2 additional monitors (total 3).
OUTDOOR: up to 1 additional outdoor panel (total 2).

WAY-FI MONITORS AND PANELS

- 1436 7" WAY-FI MONITOR
- 1438 1/W WAY-FI VIDEO PANEL WITH HOOD

ADDITIONAL CAMERAS

1 additional aerial analogue camera can be installed in each outdoor panel (up to 2 cameras in an installation).

- 9980 PERIPHERAL CCTV DOME CAMERA
- 9981 PERIPHERAL CCTV BULLET CAMERA
- 9982 POWER SUPPLY PERIPHERAL CCTV CAMERA
- 9983 PAIR PERIPHERAL CCTV CAMERA
- 9984 POWER ADAPTOR PERIPHERAL CCTV CAMERA

DISTANCES TABLE

Recommended cable	Section	A: Max. dist. panel-power supply	B: Max. distance pow.sup.-monitor
Twisted pair	2x1mm ²	40m	80m
	2x0,75mm ²	40m	60m

DOOR LOCK

Standard 12Vdc low consumption electric lock release ref. 29588 300N-412-S MAX with adjustable latch and short armouring type S needed. Compatible long armature ref. 2975 TYPE-G. In case of using other electric lock release, it will be necessary to use an additional power supply.



WAY KITS




1401 1/W 7" WAY KIT

- 1416 1/W colour WAY video kit panel with hood. Panel dimensions with hood: 95x155x39.
- 1412 7" TFT colour WAY monitor.
- 1410 WAY power supply.




1402 2/W 7" WAY KIT

- 1417 2/W colour WAY video kit panel with hood. Panel dimensions with hood: 95x155x39.
- 1412 7" TFT colour WAY monitor 1 (for 1st home).
- 1413 7" TFT colour WAY monitor 2 (for 2nd home).
- 1410 WAY power supply.

EXTENSIONS

INDOOR: 1 monitor without additional power supply.
OUTDOOR: Up to 3 additional panels using the WAY panel switcher.

WAY MONITORS AND PANELS

- 1412 7" TFT colour WAY monitor 1 (for 1st home)
- 1413 7" TFT colour WAY monitor 2 (for 2nd home)
- 1416 1/W colour WAY video kit panel with hood
- 1417 2/W colour WAY video kit panel with hood
- 1419 WAY SWITCHER/DISTRIBUTOR

It allows for the expansion of the total amount of outdoor panels in a WAY installation, adding up to 3 additional panels (total up to 4 outdoor panels per installation).


ADDITIONAL FUNCTIONS



- 1418 WAY RELAY MODULE
It allows to open a second door from the monitor.
Not compatible with WAY-FI kit.

Dimensions: (width) x (height) x (depth) mm.

INSTALLATION DIAGRAM



DISTANCES TABLE

Recom- mended cable	Section	A: Max. dist. panel-power supply	B: Max. distance pow.sup.-monitor
Twisted pair	2x1mm ²	80m	80m
	2x0,5mm ²	60m	60m

DOOR LOCK

Standard 12Vdc low consumption electric lock release ref. 29588 300N-412-S MAX with adjustable latch and short armoring type S needed. Compatible long armature ref. 2975 TYPE-G. In case of using other electric lock release, it will be necessary to use an additional power supply.



Perfect solution in order to update an old, analogue door entry installation (5 wires) to a video one with a call divert to mobile option, using the existing cabling.

VDS VEO WI-BOX kit for residences, offices and businesses includes a Fermax VEO monitor and a WiFi device with VDS technology which permits calls diversion from the indoor monitor or VDS telephone to the smartphone.

You only need to download the Fermax WI-BOX app, which is free and available on the Play and App stores, and pair it with the WI-BOX device.

The WI-BOX device is being installed in parallel close to the VDS terminal and it works as another terminal.

The WI-BOX app has the same functions as the indoor terminal!

VDS VEO WI-BOX KIT



CONNECTIVITY FOR ALL
FROM ANYWHERE IN THE WORLD

	<p>94111 1/W VDS VEO WI-BOX KIT</p> <p>48505 1/W colour VDS CITY panel and flush box (ref.8948). Panel S1: 130x128 / Flush box S1: 115x114x45.</p> <p>9401 Colour 4,3" VDS VEO monitor. 9402 VDS VEO monitor connector. 4810 Power supply. 18Vdc/1,5A-12Vac/1,5A. DIN10. 3266 WiFi VDS WI-BOX call divert.</p>
--	---

■ EXTENSIONS

INDOOR: 1 monitor or 2 telephones without additional power supply. It is possible to install more monitors or telephones by adding power supplies. (ref. 4812 or ref. 4830).

OUTDOOR: It is possible to extend with a second outdoor panel. If it is video, a switcher is required (ref. 2450).

■ DOOR LOCK










FERMAX recommends powering the electric lock release via the AC output of the power supply included in the kit whenever possible.

CALL FORWARDING TO SMARTPHONE

FROM YOUR MOBILE YOU CAN PERFORM THE FUNCTIONS YOU NORMALLY DO FROM YOUR HOME'S **MONITOR OR TELEPHONE** AND MUCH MORE!



MORE FEATURES FROM YOUR MOBILE

-  Call reception. Conversation.
-  Door release (direct and during call).
-  Auto-on. Panel or camera switching.
-  Automatic image capture (10 last calls).
-  Video and image capture.
-  Concierge calls.
-  Activate additional functions: light activation, second door opening, etc.
-  Call history.
-  Management of different homes.

DOWNLOAD OUR FREE APP









If you want us to tell you about it in a video, scan this code









AUDIO KITS

RESIDENCES AND BUSINESSES

Choose the DOOR ENTRY KIT that best suits the user's needs.

	DUOX PLUS CITY KIT	DUOX PLUS CITY iLOFT KIT	DUOX PLUS MARINE iLOFT KIT
OUTDOOR PANEL	 cityline	 cityline	 Marine
TELEPHONE	 VEO	 iLOFT	 iLOFT
REFERENCES (No. of Apartments)	49202 (1/W) 49212 (2/W)	50772 (1/W)	50762 (1/W)
TECHNOLOGY	2 wires	2 wires	2 wires
PANEL MOUNTING	Flush mounted	Flush mounted	Flush mounted
INTEGRATED ACCESS CONTROL	No	No	No
No. OF ADDITIONAL PANELS	9	9	9
No. OF ADDITIONAL TELEPHONES	2	2	2
CONVERSATION MODE	With handset	Hands-free	Hands-free
No. OF PUSH BUTTONS	1	3	3
CALL MELODIES	5	5	5
VOLUME CONTROL	Yes	Yes	Yes
"DO NOT DISTURB" FUNCTION	Yes	Yes	Yes
ADDITIONAL FUNCTIONS	No	Yes	Yes
AUTO-ON	Yes	Yes	Yes

2 WIRES (DUOX PLUS)

DUOX PLUS MEMOPHONE KIT	CITYLINE 4+N KIT	CITY CLASSIC 4+N KIT
 cityline	 cityline	 cityline CLASSIC
 VEO	 VEO	 citymax
49132 (1/W)	4860 (1/W) 4862(2/W)	6201 (1/W) 6202 (2/W)
2 wires	4+N	4+N
Flush mounted	Flush mounted	Flush mounted
Yes (keypad)	No	No
9	6	6
2	3	3
With handset	With handset	With handset
1	1	1
5	1	1
Yes	No	No
Yes	No	No
No	No	No
Yes	Yes	Yes
2 WIRES (DUOX PLUS)	4+N	

DUOX PLUS KITS



49202 1/W DUOX PLUS AUDIO CITY VEO KIT

- 40702 1/W DUOX PLUS CITY panel. S1: 130x128.
- 8948 Kit flush box S1: 115x114x45.
- 3444 DUOX PLUS VEO telephone.
- 4825 Power supply unit+filter DIN10 24Vdc-2.5A
- 4802 Power supply DIN4 230Vac/12Vac/1A


49212 2/W DUOX PLUS AUDIO CITY VEO KIT

Same as ref.49202 but with 2/W audio panel (ref.40002) and 2 DUOX PLUS VEO telephones (ref.3444).



49132 1/W DUOX PLUS AUDIO MEMOPHONE CITY VEO KIT

- 49042 1/W DUOX PLUS MEMOPHONE CITY panel. Panel S5: 130x246.
- 8855 Kit flush box S5: 115x233x45.
- 3444 DUOX PLUS VEO telephone.
- 4825 Power supply unit+filter DIN10 24Vdc-2.5A
- 4802 Power supply DIN4 230Vac/12Vac/1A



50772 1/W DUOX PLUS AUDIO CITY iLOFT KIT

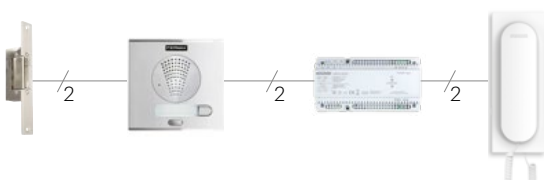
- 40702 1/W DUOX PLUS CITY panel. Panel S1: 130x128.
- 8948 Kit flush box S1: 115x114x45.
- 3450 DUOX PLUS iLOFT telephone.
- 4825 Power supply unit+filter DIN10 24Vdc-2.5A
- 4802 Power supply DIN4 230Vac/12Vac/1A



50762 1/W DUOX PLUS AUDIO MARINE iLOFT KIT

- 44332 1/W DUOX PLUS MARINE panel. Panel ST1: 150x180.
- 4641 Flush box ST1: 130x160x55.
- 3450 DUOX PLUS iLOFT telephone.
- 4825 Power supply unit+filter DIN10 24Vdc-2.5A.
- 4802 Power supply DIN4 230Vac/12Vac/1A.

■ INSTALLATION DIAGRAM



■ EXTENSIONS

- INDOOR:** 2 additional telephones.
- OUTDOOR:** up to 9 additional panels.

Dimensions: (width) x (height) x (depth) mm.

4+N KITS



4860 1/W 4+N CITY AUDIO KIT

- 4845 1/W CITY 4+N panel and flush box (ref.8948).
Panel S1: 130x128
Kit flush box S1:115x114x45.
- 3426 VEO 4+N telephone.
- 4802 Power supply DIN4 230Vac/12Vac/1A

4862 2/W 4+N CITY AUDIO KIT

Same as kit ref.4860 but with 2/W CITYLINE audio panel (ref.4846) and 2 VEO 4+N telephones (ref.3426).



6201 1/W 4+N CITYMAX AUDIO KIT

- 8300 1/W CLASSIC panel and flush box (ref.8948).
Panel S1: 130x12
Kit flush box S1:115x114x45.
- 80447 4+N CITYMAX BASIC telephone.
- 4802 Power supply DIN4 230Vac/12Vac/1A

6202 2/W 4+N CITYMAX AUDIO KIT

Same as kit ref.6201 but with 2/W CITY CLASSIC audio panel (ref.8301) and 2 CITYMAX BASIC 4+N telephones (ref.80447).

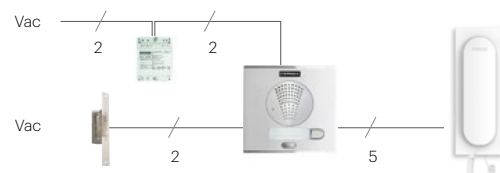
EXTENSIONS

INDOOR: 3 additional telephones. It is possible to extend the installation with more telephones by adding a power supply (ref. 4812) and a call multiplier (ref. 2340).

OUTDOOR: It is possible to extend with 2 additional panels. Switchers are required (ref. 8819).

NOTE: Recommended door lock release: normal with unlocking and adjustable latch 990ND-P22 MAX (ref. 67511), or without unlocking (ref.67501 990N-P22 MAX). Large shield compatible with ref.2892 Type L22.

INSTALLATION DIAGRAM



CITYLINE KITS

FROM 3 TO 24 APARTMENTS



KITS EXTENSIONS AND ACCESSORIES

- 2nd Access: Requires panels and flush box (see section 4+N) + audio switcher (ref.8811) + voltage distributor 12Vac/12Vdc (ref.88231).
- In the apartment: up to 3 telephones (ref.3426) without additional power supply.
- Recommended door lock: 990N-P22 MAX (ref.67501).

NOTE: These kits include the Basic amplifier. (See page 94 to find out the differences between Basic and Complete amplifier).

4863 3/W 4+N CITY AUDIO KIT



3/W CITY panel and flush box.
Panel S4: 130x199.
Flush box (ref.8949) S4: 115x185x45.
3426 VEO 4+N telephone (3 units).
4802 Power supply 12Vac/1A. DIN4.

4864 4/W 4+N CITY AUDIO KIT



4/W CITY panel and flush box.
Panel S4: 130x199.
Flush box (ref.8949) S4: 115x185x45.
3426 VEO 4+N telephone (4 units).
4802 Power supply 12Vac/1A. DIN4.

4866 6/W 4+N CITY AUDIO KIT



6/W CITY panel and flush box.
Panel S4: 130x199.
Flush box (ref.8949) S4: 115x185x45.
3426 VEO 4+N telephone (6 units).
4802 Power supply 12Vac/1A. DIN4.

4868 8/W 4+N CITY AUDIO KIT



8/W CITY panel and flush box.
Panel S4: 130x199.
Flush box (ref.8949) S4: 115x185x45.
3426 VEO 4+N telephone (8 units).
4802 Power supply 12Vac/1A. DIN4.

4865 10/W 4+N CITY AUDIO KIT



10/W CITY panel and flush box.
Panel S5: 130x246.
Flush box (ref.8855) S5: 115x233x45.
3426 VEO 4+N telephone (10 units).
4802 Power supply 12Vac/1A. DIN4.

4867 12/W 4+N CITY AUDIO KIT



12/W CITY panel and flush box.
Panel S5: 130x246.
Flush box (ref.8855) S5: 115x233x45.
3426 VEO 4+N telephone (12 units).
4802 Power supply 12Vac/1A. DIN4.

4869 14/W 4+N CITY AUDIO KIT



14W CITY panel and flush box.
Panel S6: 130x294.
Flush box (ref.8856) S6: 115x280x45.
3426 VEO 4+N telephone (14 units).
4802 Power supply 12Vac/1A. DIN4.

4871 16/W 4+N CITY AUDIO KIT



16/W CITY panel and flush box.
Panel S6: 130x294.
Flush box (ref.8856) S6: 115x280x45.
3426 VEO 4+N telephone (16 units).
4802 Power supply 12Vac/1A. DIN4.

4874 18/W 4+N CITY AUDIO KIT



18/W CITY panel and flush box.
Panel S7: 130x341.
Flush box (ref.8857) S7: 115x328x45.
3426 VEO 4+N telephone (18 units).
4802 Power supply 12Vac/1A. DIN4.

4875 20/W 4+N CITY AUDIO KIT



20/W CITY panel and flush box.
Panel S7: 130x341.
Flush box (ref.8857) S7: 115x328x45.
3426 VEO 4+N telephone (20 units).
4802 Power supply 12Vac/1A. DIN4.

4876 22/W 4+N CITY AUDIO KIT



22/W CITY panel and flush box.
Panel S8: 130x389.
Flush box (ref.8858) S8:115x375x45.
3426 VEO 4+N telephone (22 units).
4802 Power supply 12Vac/1A. DIN4.

4877 24/W 4+N CITY AUDIO KIT



24/W CITY panel and flush box.
Panel S8: 130x389.
Flush box (ref.8858) S8:115x375x45.
3426 VEO 4+N telephone (24 units).
4802 Power supply 12Vac/1A. DIN4.

See ACCESORIES page 39.

CITY CLASSIC KITS

FROM 3 TO 24 APARTMENTS

KITS EXTENSIONS AND ACCESSORIES

- 2nd Access: Requires panels and flush box + audio switcher (ref.8811) + voltage distributor 12Vac/12Vdc (ref.88231).
- In the apartment: up to 3 telephones (ref.80447) without additional power supply.
- Recommended door lock: 990N-P22 MAX (ref.67501).

NOTE: These kits include the Basic amplifier. (See page 94 to find out the differences between Basic and Complete amplifier).

6203 3/W 4+N CITYMAX AUDIO KIT



x3

80447
4802

3/W CITY CLASSIC panel and flush box (flush box included ref.8949).
Panel S4: 130x199.
Flush box S4: 115x185x45.
CITYMAX BASIC telephone (3 units).
Power supply 12Vac/1A. DIN4.

6204 4/W 4+N CITYMAX AUDIO KIT



x4

80447
4802

4/W CITY CLASSIC panel and flush box (flush box included ref.8949).
Panel S4: 130x199.
Flush box S4: 115x185x45.
CITYMAX BASIC telephone (4 units).
Power supply 12Vac/1A. DIN4.

6206 6/W 4+N CITYMAX AUDIO KIT



x6

80447
4802

6/W CITY CLASSIC panel and flush box (flush box included ref.8949).
Panel S4: 130x199.
Flush box S4: 115x185x45.
CITYMAX BASIC telephone (6 units).
Power supply 12Vac/1A. DIN4.

6208 8/W 4+N CITYMAX AUDIO KIT



x8

80447
4802

8/W CITY CLASSIC panel and flush box (flush box included ref.8949).
Panel S4: 130x199.
Flush box S4: 115x185x45.
CITYMAX BASIC telephone (8 units).
Power supply 12Vac/1A. DIN4.

6210 10/W 4+N CITYMAX AUDIO KIT



x10

80447
4802

10/W CITY CLASSIC panel and flush box (Flush box included ref.8855).
Panel S5: 130x246.
Flush box S5: 115x233x45.
CITYMAX BASIC telephone (10 units).
Power supply 12Vac/1A. DIN4.

6212 12/W 4+N CITYMAX AUDIO KIT



x12

80447
4802

12/W CITY CLASSIC panel and flush box (Flush box included ref.8855).
Panel S5: 130x246.
Flush box S5: 115x233x45.
CITYMAX BASIC telephone (12 units).
Power supply 12Vac/1A. DIN4.

6214 14/W 4+N CITYMAX AUDIO KIT



x14

8856
80447
4802

14/W CITY CLASSIC panel.
Panel S6: 130x294.
Flush box S6: 115x280x45.
CITYMAX BASIC telephone (14 units).
Power supply 12Vac/1A. DIN4.

6216 16/W 4+N CITYMAX AUDIO KIT



x16

8856
80447
4802

16/W CITY CLASSIC panel.
Panel S6: 130x294.
Flush box S6: 115x280x45.
CITYMAX BASIC telephone (16 units).
Power supply 12Vac/1A. DIN4.

6218 18/W 4+N CITYMAX AUDIO KIT



x18

8857
80447
4802

18/W CITY CLASSIC panel.
Panel S7: 130x341.
Flush box S7: 115x328x45.
CITYMAX BASIC telephone (18 units).
Power supply 12Vac/1A. DIN4.

6220 20/W 4+N CITYMAX AUDIO KIT



x20

8857
80447
4802

20/W CITY CLASSIC panel.
Panel S7: 130x341.
Flush box S7: 115x328x45.
CITYMAX BASIC telephone (20 units).
Power supply 12Vac/1A. DIN4.

6222 22/W 4+N CITYMAX AUDIO KIT



x22

8858
80447
4802

22/W CITY CLASSIC panel.
Panel S8: 130x389.
Flush box S8: 115x375x45.
CITYMAX BASIC telephone (22 units).
Power supply 12Vac/1A. DIN4.


6224 24/W 4+N CITYMAX AUDIO KIT



x24

8858
80447
4802

24/W CITY CLASSIC panel.
Panel S8: 130x389.
Flush box S8: 115x375x45.
CITYMAX BASIC telephone (24 units).
Power supply 12Vac/1A. DIN4.



DUOX^{plus}
It takes 2 to connect



New version of **BLUE** with a completely revamped **technology** and ready to allow call forwarding from our WiFi monitors to the mobile phones of millions of users around the world. **A major technological milestone** and a further step towards making the connected video door entry system a reality in all homes.

Solutions for buildings

**The only fully digital
system in 2 wires**

FERMAX



DUOX plus

It takes 2 to connect




Connection is that spark that happens when two people look at each other and understand themselves without speaking.

It is that **thrill** of being together even when distance separates us.

Our **connected monitors with mobile call forwarding know no barriers**. You can be anywhere you want to be and be at home at the same time.



Skyline and **Marine** panels for the exterior of your home.



A simplified 2-wire installation without polarity throughout the entire installation. DUOX PLUS is a highly flexible system that can be **installed with most of the existing cables**. It is a digital system and hence it enables to avoid electrical interferences or analogue noise and maintains the same **optimum audio and video quality throughout the entire installation**, from the first apartments in the project to the most distant ones.

The DUOX PLUS system **is installed in the same way for both audio and video**, allowing the users to choose which terminal they prefer to have it at home. Additionally, it is the only **2-wire system that can allow two communication channels in the same block**, i.e. two panels calling two different apartments at the same time. It has a built-in voice guided **programming system in push button outdoor panels** and configuration via **graphic menu in digital panels and monitors**. Its digital technology adapts to **all types of topologies and distances**, making it possible to successfully install any project: **from small individual buildings to large residential projects**.

All these features make DUOX PLUS the **fastest system to budget, install and program**.

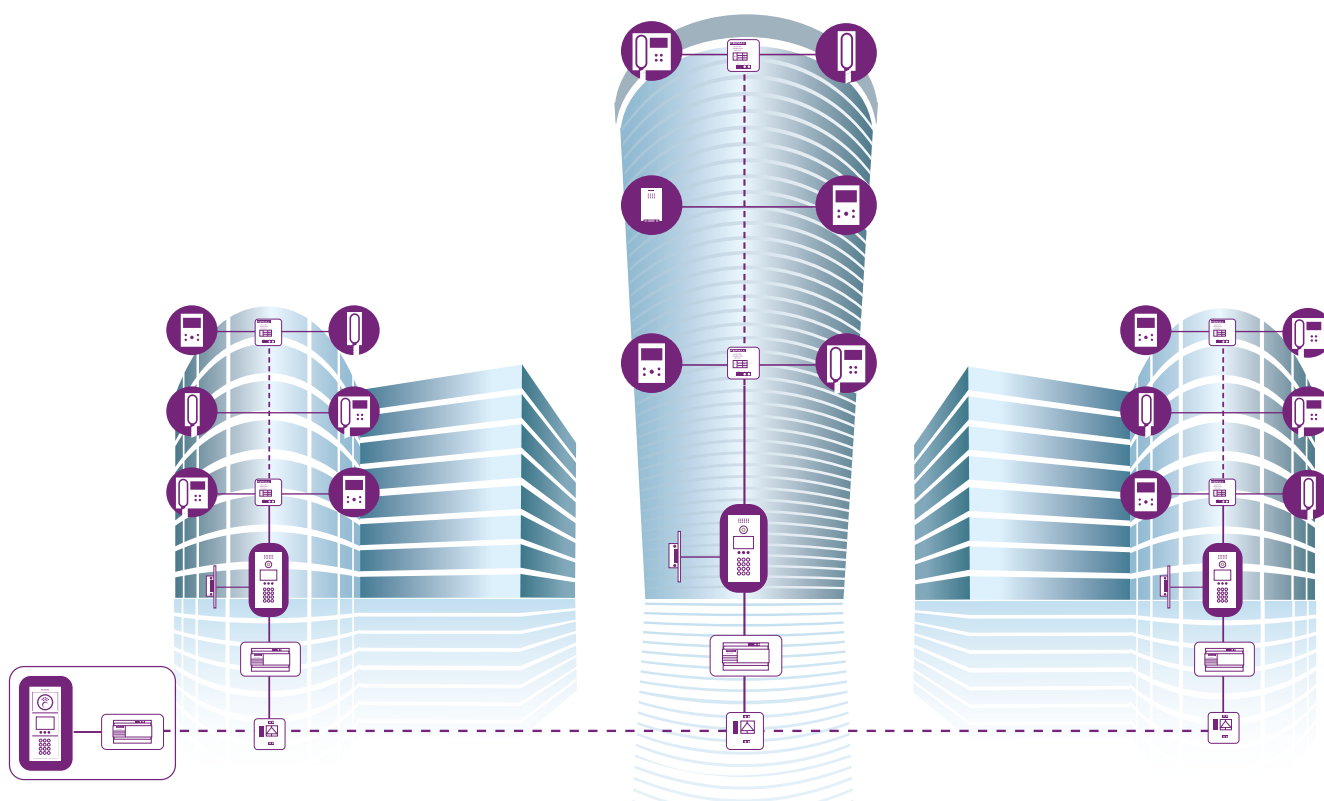
A system that can be perfectly adapted to all situations, both for new construction and replacement.



Wiring	Flexible topology with 2 non-polarised wires.
Cables	- Parallel (2x1,0mm ²) - Twisted pair - UTP CAT5 - 2 wires of doorbell - 4+N cable (The dimensioning can change depending on the cable. Recommended optimal cable: parallel 2x1.0 mm ²)
Maximum distance between extremes of the installation	3.000m
Maximum point to point distance without regeneration	500m
Connection of the indoor terminals	Direct connection by means of a plug or terminal strip, without the need for distributors in basic installations.
Conversation mode	Full-duplex
Power supply	24Vdc
Addresses	Up to 6 digits.
Maximum number of homes	999,999
Structure of the installation	General Entrance: Up to 10 Panels and 10 Guard Units. Up to 99 Interior Blocks: With up to 10 Panels and 10 Guard Units in each. Up to 99-SubBlocks or Staircases: With up to 10 Panels and 10 Guard Units in each.
Maximum nº terminals/home	3



**EASY AND SIMPLE INSTALLATION. NO NEED FOR ADDITIONAL ELEMENTS
IN BASIC BUILDINGS.
THE FASTEST SYSTEM TO CONNECT AND PROGRAM.**



Always simple, long distances in 2 wires and it can be expanded thanks to its accessories.

1. OUTDOOR PANEL



SKYLINE PANEL

SKYLINE manufacturing materials include anodised aluminium profile, chromed zamak push buttons and reinforcements, polycarbonate transparent elements and stainless steel inner grids (IP43 IK07).

For contemporary installations that require multiple integration systems: information, communication and access control.

Includes a **WIDE ANGLE COLOUR CAMERA** and additional night vision lighting with 6 LEDs (Horizontal angle vision 100°/ Vertical 80°).

With 6 white leds for night vision (ON/OFF). Voice synthesiser as standard. "The door is open" in 32 languages.


In the **digital panels**, the display allows numerous functions:

- Display activation by presence sensor.
- Integrated ONE-TO-ONE module. Accessibility for all.
- Integration of logos and images.
- Integration of personalised messages.
- Alphanumeric keypad.



The module-frame clip-on assembly system is very simple and effective. The modules fit perfectly into the profile.

Watertight tapes prevent water and dirt to get in. Once the panel is assembled, the different modules are connected to each other.



SKYLINER
BE CREATIVE

The wizard to create your SKYLINE

<https://www.fermax.com/intl-en/tools/skyliner>



SKYLINE consists of **9 DIFFERENT-SIZED FRAMES** where different modules can easily be fitted. Modules come in 2 sizes, designated V and W. **W is twice the size of V.**

FRAMES

ref.7341 1V Serie 1 130x128	ref.7332 2V Serie 2 130x151	ref.7333 3V Serie 4 130x199	ref.7334 4V Serie 5 130x246	ref.7335 5V Serie 6 130x294	ref.7336 6V Serie 7 130x341	ref.7337 7V Serie 8 130x389	ref.7338 8V Serie 9 130x436,5	ref.7339 9V Serie 10 130x486
--	--	--	--	--	--	--	--	---

VIDEO AND AUDIO

ref.73911 Video W	ref.73902 Audio W
-----------------------------	-----------------------------

DOUBLE PUSH BUTTONS

ref.7371 8 PUSH. 2x4 W	ref.7372 4 PUSH. 2x2 V	ref.7376 2 PUSH. 2x1 V
----------------------------------	----------------------------------	----------------------------------

SINGLE PUSH BUTTONS

ref.7367 4 PUSH. 1x4 W	ref.7368 2 PUSH. 1x2 V	ref.7375 1 PUSH. 1x1 V
----------------------------------	----------------------------------	----------------------------------

INFORMATIVE MODULES

ref.7445 Panoramic cardholder W	ref.7444 Panoramic cardholder V	ref.7448 OneToOne V	ref.7452 OneToOne V with inductive loop
---	---	-------------------------------	---

ACCESS CONTROL

ref.7438 Memokey keypad W	ref.7440 Proximity V
-------------------------------------	--------------------------------

DIGITAL MODULES

ref.7439 Direct keypad W	ref.7470 Graphic display W	ref.7457 Direct digital keypad W
------------------------------------	--------------------------------------	--

ACCESSORIES

ref.7443 Metallic complement W	ref.7442 Metallic complement V
--	--

Dimensions: (width) x (height) x (depth) mm.

ACCESS CONTROL MODULES



KEYPAD
ref.7438/5191

KEYPADS

7438 MEMOKEY W

Backlighted stand-alone keypad with signal LEDs. It activates the door lock release when a code up to 6 digits is entered. It allows to register 100 different codes that can activate 1 or 2 relays. Power supply 12Vac/Vdc.

5191 WIEGAND SKYLINE KEYPAD

Keypad with Wiegand output for connection to a stand-alone controller ref.5276 or access control system.



PROXIMITY
ref.7440/7461

READERS

7440 EM PROXIMITY READER V

It manages up to 400 cards in stand-alone mode. The keypad (ref.2306) allows to unregister lost identifiers. Power supply 12Vac/dc.

It allows door opening when approaching a proximity card to the module.



ref.2306

2306 PRIVATE PROGRAMMING KEYPAD

Allows to manually deactivate lost identifiers. Only for ref.7440 PROXIMITY READER EM V.



ref.4515



ref.23361
Customisable

7461 SKYLINE WG MIFARE/EM PROXIMITY READER V

Reader with Wiegand output for connection to external controller mini 5276 or access control system.



ref.52740



ref.52750

4515 EM PROXIMITY KEYRING

23361 EM PROXIMITY CARD

52740 PROXIMITY KEYRING MIFARE

52750 PROXIMITY CARD MIFARE



ref.5291

RF

5291 RF BASIC-MINI RECEIVER

To be installed in audio/video door entry panels. Remote control opening with secured code.



ref.5259



5259 RF KEYSINGLE-MINI EMITTER



ref.5231

5231 RF KEYSINGLE-PLUS EMITTER 2 PUSH

Dimensions: (width) x (height) x (depth) mm.

8829 JOINING BOLTS SET

It allows to combine two or more frames. One set is required for each additional frame installed on flush box.

A cable is required per each additional frame in order to connect the push buttons modules between both frames (70cm).

2541 DUOX PLUS/VDS CONNECTION CABLE (6W)
2542 DUOX PLUS/VDS CONNECTION CABLE (5W)

CITYLINE AND SKYLINE PANELS ACCESSORIES

	FLUSH BOX	SURFACE BOX	HOOD		MODULAR FRAME*	CITY FRAME		ANGULAR COMPLEMENT
			SINGLE	DOUBLE		SINGLE	DOUBLE	
S1	ref.8851 115x114x45	ref.7061 130x128x33	ref.8400 135x130	-	ref.9191 211x210	ref.8251 225x310	-	ref.8378
S2	ref.8852 115x138x45	ref.7062 130x151x33	ref.8401 135x155	-	ref.9192 211x234	ref.8252 225x310	-	ref.8379
S3	ref.8853 115x162x45	ref.7063 130x175x33	ref.8402 135x177,5	-	ref.9193 211x257	ref.8253 225x375	-	ref.8380
S4	ref.8854 115x185x45	ref.7064 130x199x33	ref.8403 135x203	ref.8411 265x203	ref.9194 211x281	ref.8254 225x375	ref.8427 355x385	ref.8381
S5	ref.8855 115x233x45	ref.7065 130x246x33	ref.8404 135x250	ref.8412 265x250	ref.9195 211x329	ref.8255 225x375	ref.8428 355x385	ref.8382
S6	ref.8856 115x280x45	ref.7066 130x294x33	ref.8405 135x300	ref.8413 265x300	ref.9196 211x376	ref.8256 225x450	ref.8429 355x460	ref.8383
S7	ref.8857 115x328x45	ref.7067 130x341x33	ref.8406 135x345	ref.8414 265x345	ref.9197 211x424	ref.8257 225x450	ref.8430 355x460	ref.8384
S8	ref.8858 115x375x45	ref.7068 130x389x33	ref.8407 135x393	ref.8415 265x393	ref.9198 211x471	ref.8258 225x450	ref.8431 355x460	ref.8385
S9	ref.8982 115x420,5x45	ref.7069 130x436,5x33	ref.8480 135x440,5	ref.8483 265x440,5	ref.9199 211x519	ref.8259 225x495	ref.8474 355x500	ref.8386
S10	ref.8983 115x471x45	ref.7081 130x486x33	ref.8481 135x488	-	ref.9198 211x567	ref.8264 225x543	-	ref.8387

* To make DOUBLE modular frames, add to the SINGLE frame a DOUBLE PANEL MODULAR FRAME KIT (ref.9200) Horizontal: 341mm.

* To make TRIPLE modular frames, add to the SINGLE frame a TRIPLE PANEL MODULAR FRAME KIT (ref.9201) Horizontal: 471mm.

1. OUTDOOR PANEL



CITYLINE PANEL

CITYLINE is a monoblock concept panel. It is characterised by its curved profile.

It is manufactured in a highly weather **resistant anodised aluminium profile** (IP43 IK7). The push buttons and displays are chromed zamak, the amplifier frontal in aluminium and the interior is protected by a stainless steel grid.

The watertight push buttons are designed and tested in the most demanding conditions to achieve great durability and reliability.

Includes a **WIDE ANGLE COLOUR CAMERA** and additional night vision lighting with 6 LEDS (Horizontal angle vision 100°/Vertical 80°).

The display allows numerous functions:

- Display activation by presence sensor.
- Integrated ONE-TO-ONE module.

Accessibility for all.

- Integration of logos and images.
- Integration of personalised messages.
- Alphanumeric keypad.



Dimensions: (width) x (height) x (depth) mm.

DIRECT AND DIGITAL CITYLINE PANELS



ref.73631

ref.73638

Panel dimensions: 130x246 (S5)

Flush box dimensions: 115x233x45 (S5)

DIRECT CITYLINE PANEL

The DIRECT panels have a keypad to call the apartments. The keypad admits 1 code to open the door.

73631 DUOX PLUS DIRECT VIDEO CITY PANEL S5

73638 DUOX PLUS DIRECT 1W VIDEO CITY PANEL S5

In addition to being able to call the main guard unit by pressing the "bell key" button, this outdoor panel model also includes a button to call directly at the General Entrance from a block panel. The address of the guard unit that is called with this button must be previously configured by the installer.

8855 FLUSH BOX S5

8829 JOINING BOLTS SET



ref.73871

ref.73878

Panel dimensions: 130x341 (S7)

Flush box dimensions: 115x328x45 (S7)

NOTE: Recommended to add DIRECTORY SKYLINE PANEL S5 (ref.7334 and 2 units ref.7445).

DIGITAL CITYLINE PANEL

The DIGITAL panels include a KEYPAD and a 3,5" EXTRA display. The keypad integrates access control function (10.000 codes).

73871 DUOX PLUS DIGITAL VIDEO CITY PANEL S7

73811 DUOX PLUS DIGITAL VIDEO CITY PANEL PROX S8

73878 DUOX PLUS DIGITAL VIDEO 1W CITY PANEL S7

73818 DUOX PLUS DIGITAL VIDEO 1W CITY PANEL PROX S8

In addition to being able to call the main guard unit by pressing the "bell key" button, this outdoor panel model also includes a button to call directly at the General Entrance from a block panel. The address of the guard unit that is called with this button must be previously configured by the installer.

8857 FLUSH BOX S7

8858 FLUSH BOX S8

8829 JOINING BOLTS SET



ref.73811

ref.73818


Panel dimensions: 130x389 (S8)

Flush box dimensions: 115x375x45 (S8)

NOTE: Recommended to add according to the size of the panel:

- DIRECTORY SKYLINE PANEL S7 (ref.7336 and 3 units ref.7445).
- DIRECTORY SKYLINE PANEL S8 (ref.7337, ref.7444 and 3 units ref.7445).

1. OUTDOOR PANEL



IP65 IK09

MARINE PANEL

MARINE is the Fermax **IP65 IK09** vandal-proof door entry panel. Made in stainless steel (2,5mm-thick). AISI 316L stainless steel.

MARINE resists without alterations the most wet and corrosive climates, remaining unalterable over time. It is the perfect choice for adverse or extreme climate conditions.

It incorporates voice synthesizer: "The door is open. Please, close the door behind you" is emitted while the door is opening. Available in 32 languages.

WIDE ANGLE COLOUR CAMERA as standard. It includes lighting for vision in conditions of low luminosity (Horizontal angle vision 100°/ Vertical 80°).

MARINE ELITE PANEL

31728 DUOX PLUS MARINE ELITE PANEL

The following variants are available on request:

- Panel with special formats and dimensions.
- Integration of access control modules and special combinations with amplifier, push buttons and other accessories.
- Laser logo marking. The engraving of the panels is only available on steel-coloured panels. Other colours cannot be engraved.
- Engraving of house number and messages.
- Push buttons without card holder..
- Backlighting.

4579 MARINE ELITE RAINHOOD (FOR FLUSH MOUNTING)

4580 MARINE ELITE FLUSH BOX

4581 MARINE ELITE SURFACE BOX WITH RAINHOOD



PUSH BUTTONS MARINE PANELS



ref.44438
Push.



ref.44338
1 Push.



ref.44348
2 Push.

	SURFACE BOX (with hood)	FLUSH BOX	HOOD (for flush boxes)
SERIES ST1 Panel: 150x180	ref.4645 154x184x96	ref.4641 130x160x55	ref.4701

FLUSH OR SURFACE BOX must be requested separately. The surface boxes include a hood.

DIGITAL MARINE PANEL

- The **DIGITAL MARINE** panel includes a keypad to call the apartments by dialling the door number or the corresponding code.
- A **DIRECTORY DISPLAY** allows to search for the residents and their door number.
- Once the code is dialled, press the BELL KEY to call.
- The metallic keys are made of zamak. It has permanent backlighting.
- Through the keypad it is possible to activate the installation's electric lock with a previously programmed PIN.
- 10.000 different users/codes in DUOX PLUS system.



ref.55261

ref.5471

55261 DUOX PLUS DIGITAL MARINE VIDEO PANEL ST3

55281 DUOX PLUS DIGITAL MARINE VIDEO PANEL ST4 PROX

55268 DUOX PLUS DIGITAL 1W MARINE VIDEO PANEL ST3+

55288 DUOX PLUS DIGITAL 1W MARINE VIDEO PANEL PROX ST4

In addition to being able to call the main guard unit by pressing the "bellkey", these outdoor panel models also include a push button to call directly any DUOX PLUS ref. 9423 guard unit in the installation (for example, to call from a block panel to the guard unit at the General Entrance). That guard unit address must be previously configured by the installer.



ref.55288


ref.55281

ref.55268

5471 MARINE ST3 DIRECTORY PANEL

	SERIES ST3 Panel: 150x360	SERIES ST3+ Panel: 150x420	SERIES ST4 Panel: 150x485
FLUSH BOX	ref.4643 130X340X55	ref.4653 130X400X55	ref.4644 130X465X55
SURFACE BOX (with hood)	ref.4647 154x364x96	ref.4654 154x423x96	ref.4648 154x489x96
HOOD (for flush boxes)	ref.4703	ref.4655	ref.4704

PUSH BUTTONS AND DIGITAL MARINE PANELS



ref.2289



ref.2441



ref.2008

2289 MARINE JOINING BOLTS SET FOR FLUSH BOX

Allows flush-mounted boxes of the same series to be joined laterally. One set is required for each additional outdoor panel.

2441 16 CALL EXTENSION MODULES

2008 8 CALL EXTENSION MODULES

MARINE ELITE door stations with push buttons (except for 1 and 2-way door stations), always require a call extension module depending on the number of push buttons (ref. 2008 - 8 call extension module, ref. 2441 - 16 call extension module).

Dimensions: (width) x (height) x (depth) mm.

MARINE *elite*

by **FERMAX**



UNIQUELY FERMAX. SPECIALLY MADE FOR YOU!



FERMAX has a laser-cut machining line for stainless steel panels. This process allows us to offer complete flexibility when it comes to making the MARINE panel required with optimal delivery time.

The MARINE Elite panels are available in several colours: indicate the desired RAL when ordering your panel.





MANUFACTURING PROCESS OF MARINE PANELS



You can find the SPECIAL MARINE application form at: <https://fermax.com/intl-en/tools/special-panels>

2. MONITORS AND TELEPHONES



VEO, VEO-XS AND VEO-XL WiFi MONITORS



Dimensions: 200x200x23mm (44mm with handset).

9446 DUOX PLUS VEO WiFi MONITOR



9456 DUOX PLUS VEO WiFi MONITOR WITH INDUCTIVE LOOP

Hands-free. Dimensions: 125x165x21mm.

9449 DUOX PLUS VEO-XS WiFi MONITOR



9459 DUOX PLUS VEO-XS WiFi MONITOR WITH INDUCTIVE LOOP

Hands-free. Dimensions: 185x185x21mm.

9469 DUOX PLUS VEO-XL WiFi MONITOR



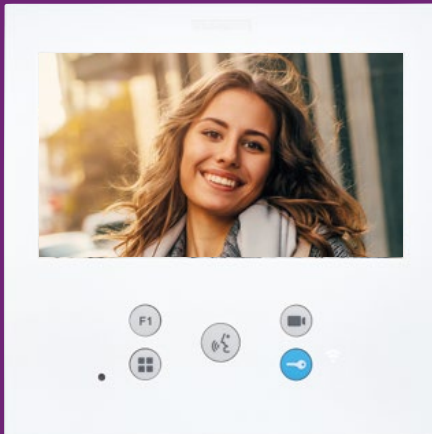
9479 DUOX PLUS VEO-XL WiFi MONITOR WITH INDUCTIVE LOOP



9447 DUOX PLUS CONNECTOR

Support for mounting the DUOX PLUS VEO, VEO-XS and VEO-XL monitor on the wall.

Dimensions: (width) x (height) x (depth) mm.



<< Scan this QR code to watch the video

VEO and **VEO-XS 4.3"** colour monitors and **VEO-XL 7"** colour monitors, made from high-impact ABS plastic. Include automatic capture of images with the call (memory up to 150 photos), adjustment of contrast, brightness, colour, audio volume and call tone volume, "do not disturb" function, doorbell, date and time settings, silicone door opener buttons to activate the door opener, access the on-screen OSD menu, activate the outdoor panel camera or any another additional function that can be configured as for example activate a second access, courtesy light, etc. Available in white and surface installation.

VEO, VEO-XS AND VEO-XL WiFi MONITORS



DUOX PLUS VEO, VEO-XS and VEO-XL WiFi monitors are equipped with WiFi connection that allows to forward calls to mobile devices.

Thanks to Ferman BLUE app, the functions of the video door phone and much more can be managed from a smartphone or a tablet.

VEO, VEO-XS AND VEO-XL MONITORS



Dimensions: 200x200x23mm (44 mm with handset).

9445 DUOX PLUS VEO MONITOR



9455 DUOX PLUS VEO MONITOR WITH INDUCTIVE LOOP

Hands-free. Dimensions: 125x165x21 mm.

9448 DUOX PLUS VEO-XS MONITOR



9458 DUOX PLUS VEO-XS WITH INDUCTIVE LOOP

Hands-free. Dimensions: 185x185x21 mm.

9468 DUOX PLUS VEO-XL MONITOR



9478 DUOX PLUS VEO-XL WITH INDUCTIVE LOOP



9447 DUOX PLUS CONNECTOR

Support for mounting the DUOX PLUS VEO, VEO-XS and VEO-XL monitor on the wall.

Note: In models with inductive loop, the induction system included in the monitors allows to transform the audio signal into a magnetic field adapted to the hearing aids or prostheses of hearing impaired persons.

TELEPHONES

VEO, LOFT and iLOFT telephones include the following features:

- Door opener button and call to guard.
- 5 selectable ringtones.
- Ring volume control.
- Doorbell.

Loft Extra and iLOFT phones include buttons for additional functions: lights on 2nd door opening, etc. Loft Extra: 2 additional buttons; iLOFT: 1 additional button.



VEO



EXTRA

VEO. LOFT: Made of high-impact ABS with a texturised finish for easy cleaning and ultraviolet protection. It has many attachment points for wall mounting, as well a coiled cord with telephone plug connectors. A magnet located in the handset facilitates to hang it up correctly.

Dimensions: 82x214 x43 mm

3444 DUOX PLUS VEO TELEPHONE

Dimensions: 85x220x40mm

3452 DUOX PLUS LOFT EXTRA TELEPHONE



iLOFT

iLOFT: Compact and extra slim. Made of ABS. iLOFT telephone allows communication with the outdoor panel in hands-free mode. The integrated digital audio technology ensures high-quality and interference-free communication.

Dimensions: 90x146,5x20mm.

3450 DUOX PLUS iLOFT TELEPHONE

MONITORS AND TELEPHONES ACCESSORIES



ref.9410



ref.9420



ref.5636



ref.3749

FERMAX desktop supports allow to answer a call to the entrance panel from the office desktop. Made of stainless steel (AISI 316L).

9410 VEO MONITOR DESKTOP SUPPORT

9420 VEO-XS AND VEO-XL MONITOR DESKTOP SUPPORT

3749 VEO/LOFT TELEPHONE DESKTOP SUPPORT

5636 iLOFT TELEPHONE DESKTOP SUPPORT

FERMAX Decorative Frames are aesthetic complements. Useful in retrofitting applications or replacement of previous equipment.

3388 UNIVERSAL DECORATIVE FRAME. 120X240

3389 UNIVERSAL LARGE DECORATIVE FRAME. 210X240



ref.3388



ref.3389



3441 LOFT HANDSET WITH INDUCTIVE LOOP



3443 VEO HANDSET WITH INDUCTIVE LOOP

Dimensions: (width) x (height) x (depth) mm.

3. GUARD UNIT



ref.9423
Dimensions: 200x200mm
Desktop support included

DUOX PLUS Audio Guard Unit has a multi-functional 4,3" capacitive touchscreen and quick function access buttons for easy convenient management. Its unique handset design incorporating a magnet enables the user to put it back into position correctly. It includes a stainless steel desktop support. It allows a surface installation.

9423 DUOX PLUS AUDIO GUARD UNIT


Three operation modes:

- **Day:** it receives calls from outdoor panels and apartments. The calls from the outdoor panel to apartments are always received in the guard unit.
- **Mixed:** the calls from the outdoor panels are received in the apartments and it can also be configured to forward them to the concierge unit after 15 s.
- **Night:** only calls from the outdoor panels to apartments are allowed. The guard unit does not receive any call.



4. REGENERATORS

It allows to regenerate and amplify the signal in both ways, as well as amplify distances and number of indoor terminals. Moreover, the connected sections to input and output protect against short-circuit, charge and signal reflections mutually. Maximum 5 units in cascade. Up to 99 if connected in parallel.



ref.3269

3269 2/W DUOX PLUS REGENERATOR

It has 1 input and 2 outputs. By having 2 outputs (also isolated from each other) it enables the number of risers to be increased. Requires 24Vdc power supply without filter (ref. 4840).

For more information: <https://fermax.com/intl-en/documents>



ref.3268

3268 1/W DUOX PLUS DUAL REGENERATOR

It has 1 input and 1 output. As per factory default settings, electrical energy does not flow, but this can be configured via a dipswitch so that the data (which regenerates) as well as the power supply can pass through. That way there is no need to always install a power supply at the output. The number of devices that can be fed at the output without additional power supply units will depend on the power that reaches the regenerator.

For more information: <https://fermax.com/intl-en/documents>

	3269	3268
Number of inputs	1	1
Number of outputs	2	1
Regenerates	YES	YES
Isolates	YES	YES
Incorporates power supply filter	YES	NO
Conversation channel per additional riser	NO	YES
	(in multichannel mode)	

5. DECODERS

NEW

9419 10/W DUOX PLUS SMART DECODER

10-outputs floor decoder. One output per home, allowing up to 3 terminals (monitors/telephones) per home. Multiple decoders can be installed on each floor.

Each output allows to increase the diversion distances on a floor up to 100 m.

In the event of a malfunction (short circuit) of any of the decoder's outputs, both the input DUOX PLUS bus and the rest of the outputs will continue to operate normally. In addition, when a short-circuit occurs on an output, the red LED associated with the output will light up, indicating the output on which the fault has occurred.

It is not necessary to enter a house to program the address of the terminal since the decoder includes a group of microswitches (dipswitches) to program the addresses of each of its outputs (sequential programming). Also, the decoder addresses can be programmed non-sequentially (open programming).

The decoder is powered directly from the DUOX PLUS bus. With DIN10 rail mounting and removable terminal strips for easy wiring and installation.



ref.9419



ref.9425

9425 4/W DUOX PLUS SMART DECODER/ISOLATOR

Same as re.9419 but this is a 4-outputs floor decoder (DIN4) and the terminal strips are not removable.

WHEN IS IT RECOMMENDED TO INSTALL THE SMART DECODER?

- When we have to install more than 6 terminals per floor in the building.
- When the distance between the terminals and the riser is greater than 25 metres or when this distance is unknown.
- When different types of wires are mixed in the same installation or all the cables go to the same point.

6. POWER SUPPLY AND ADAPTORS

TABLE OF NUMBER OF TERMINALS
IN FLOOR DISTRIBUTION TOPOLOGY (4 PER FLOOR)

	NO WIFI			WIFI		
	VEO	VEO-XS	VEO-XL	VEO	VEO-XS	VEO-XL
1.0mm	40	40	34	28	28	24
0.5mm ²	38	36	30	24	24	22
0.2mm ²	32	22	20	18	18	12

TABLE OF NUMBER OF TERMINALS IN CASCADE TOPOLOGY

	NO WIFI			WIFI		
	VEO	VEO-XS	VEO-XL	VEO	VEO-XS	VEO-XL
1.0mm	40	36	30	26	22	20
0.5mm ²	32	28	22	20	18	14
0.2mm ²	16	12	10	12	8	10



ref.3255



ref.4825



ref.3289



ref.4840



ref.4802



ref.4800

3255 DUOX PLUS LINE ADAPTOR

Necessary at the beginning and the end of every riser.

4825 POWER SUPPLY+FILTER 24VDC-2.5A DIN10

3289 DUOX PLUS FILTER 24VDC

In case the ref. 4825 cannot be installed due to lack of space. This filter can be used only with 24Vdc power supply (ref. 4840). Do not use it with 18Vdc. power supply.

4840 POWER SUPPLY DIN-6 100-240VAC/24VDC-2A

To be used exclusively with the filter ref. 3289 or with the 2-way regenerator ref. 3269.

4802 POWER SUPPLY DIN4 230VAC 12VAC/1A


12Vac for altern current lock release.

4800 POWER SUPPLY DIN4 230VAC 12VAC/1,5A

12Vac for altern current lock release.

Dimensions: (width) x (height) x (depth) mm.

7. DOOR LOCK RELEASE



UNIVERSAL DOOR LOCK RELEASE

67501 UNIV. LOCK RELEASE 990N-P22 MAX 10-24Vac/dc

UNIVERSAL ELECTRIC STRIKE

6750 UNIV. ELECTRIC STRIKE 990N MAX 10-24Vac/dc

6752 UNIV. ELECTRIC STRIKE 990A MAX 12-24Vac/dc

Más información ver apartado ABREPUERTAS.

8. ACCESSORIES

NEW

9454 IP/DUOX PLUS CAMERA INTERFACE

Allows the integration of IP video CCTV cameras into a DUOX PLUS installation. It transforms the IP video signal (standard RTSP) into a DUOX PLUS signal that is connected directly to the DUOX PLUS bus.

- Generally, one interface will be required for each camera installed in the DUOX PLUS installation. However, in the particular case of 2 cameras in the same block, up to 2 cameras can be configured on the same interface (in this case a PoE switch is required).
- Each camera will be powered externally with its additional power supply (ref. 9982+ref. 9984) or via a PoE switch.
- The interface is powered directly from the DUOX PLUS bus.

An outdoor panel can be associated to the interface, so that, while the IP camera is being viewed, it is possible to activate the opening of this panel.



ref.9454



ref.9985

9453 IP/DUOX PLUS INTERFACE+CAMERA KIT

Includes IP/DUOX PLUS camera interface (ref.9454) and IP camera (ref.9985) already preconfigured, power supply (ref.9982) and adapter (ref.9984).

9985 PERIPHERAL IP DOME CAMERA

IP minidome camera (ceiling mount), 2MP resolution, 2.8mm fixed lens, IR LEDs, 30m range.

9982 POWER SUPPLY PERIPHERAL CCTV CAMERA

Power supply for analogue or IP auxiliary cameras.

9984 POWER ADAPTOR PERIPHERAL CCTV CAMERA

POWER ADAPTER, WITH JACK PLUG TO CONNECT THE POWER SUPPLY TO THE CAMERA.

1586 4 POE PORTS SWITCH + 2 UPLINKS PORTS



ref.3233



ref.3267



ref.2040



ADDITIONAL FUNCTIONS

3233 DUOX PLUS BASIC RELAY

Basic functions. Allows you to activate an additional function from F1 or F2 of the DUOX PLUS terminals, without additional wiring. The relay can also be activated by the call or by activating the lock release. It can be connected at any point of the bus.

3267 DUOX PLUS RELAY MODULE

Advanced functions. Allows you to pair 2 relays, 1 as a transmitter and other as a receiver, to perform remote activations. An address can be programmed with the address assistance (001-999) using the DUOX PLUS Programmer ref. 3254 via the relay's telephone connector.

CALL ACCESSORIES

2040 ELECTRONIC CALL EXTENSION BELL

CABLES

5925 DUOX PLUS PARALLEL CABLE 2x1mm²



ref.2438



ref.5925

PROJECT MATERIAL LIST. DUOX PLUS WIFI

DUOX PLUS VIDEO. SKYLINE PANEL/ VEO WIFI AND VEO-XS WIFI MONITOR



No. SERIES	APA.	FRAME 3V	FRAME 4V	FLUSH BOX	FLUSH BOX 5V	FLUSH BOX 6V	FLUSH BOX 7V	FLUSH BOX 8V	FLUSH BOX	JOINING BOLTS	AMBLE MODULE	PUSH BUTTON MODULES	V	2V	POWER SUPPLY	LINE ADAPTOR	REGENERATOR	VEO MONIT. +CONNECT.	VEO-XS MON. +CONNECT.
		ref. 7333	ref. 7334	ref. 8855	ref. 7335	ref. 7336	ref. 8857	ref. 7337	ref. 8858	ref. 7338	ref. 8829	ref. 7391	ref. 201	ref. 202	ref. 204	ref. 3255	ref. 3268	ref. 9446	ref. 9447
2	S4	1									1	1			1	2		2	2
4	S4	1									1	1			1	2		4	4
6	S5		1	1							1	1			1	2		6	6
8	S5		1	1							1	1			1	2		8	8
10	S6			1	1						1	1			1	2		10	10
12	S6			1	1						1	1			1	2		12	12
14	S7			1	1						1	1			1	2		14	14
16	S7			1	1						1	1	2		1	2		16	16
18	S8					1	1				1	1	2		1	2		18	18
20	S8					1	1				1	1	2		1	2		20	20
22	S9							1	1		1	1	2		1	2		22	22
24	S9							1	1		1	1	3		1	2		24	24
24	S5		2	2						1	1	1	3		1	2		24	24
26	S6			2	2					1	1	1	2	1	1	2		26	26
28	S6			2	2					1	1	1	3	1	1	2		28	28
30	S6			2	2					1	1	1	3		2	2		30	30
32	S6			2	2					1	1	1	3		2	2	1	32	32
32	S7					2	2			1	1	1	4	1	2	2	1	32	32
34	S7					2	2			1	1	1	4	1	2	2	1	34	34
36	S7			2	2					1	1	1	4	1	2	2	1	36	36
38	S7			2	2					1	1	1	4		2	2	1	38	38
40	S7					2	2			1	1	1	5		2	2	1	40	40

For installations where WIFI and NON-WIFI monitors are combined, in the consumption tables one WIFI monitor is equivalent to 3 NON-WIFI monitors. This table has been configured based on 1mm2 multi-wire parallel cable and floor distribution. For other situations please refer to the tables on page 50 of DUOX PLUS section.

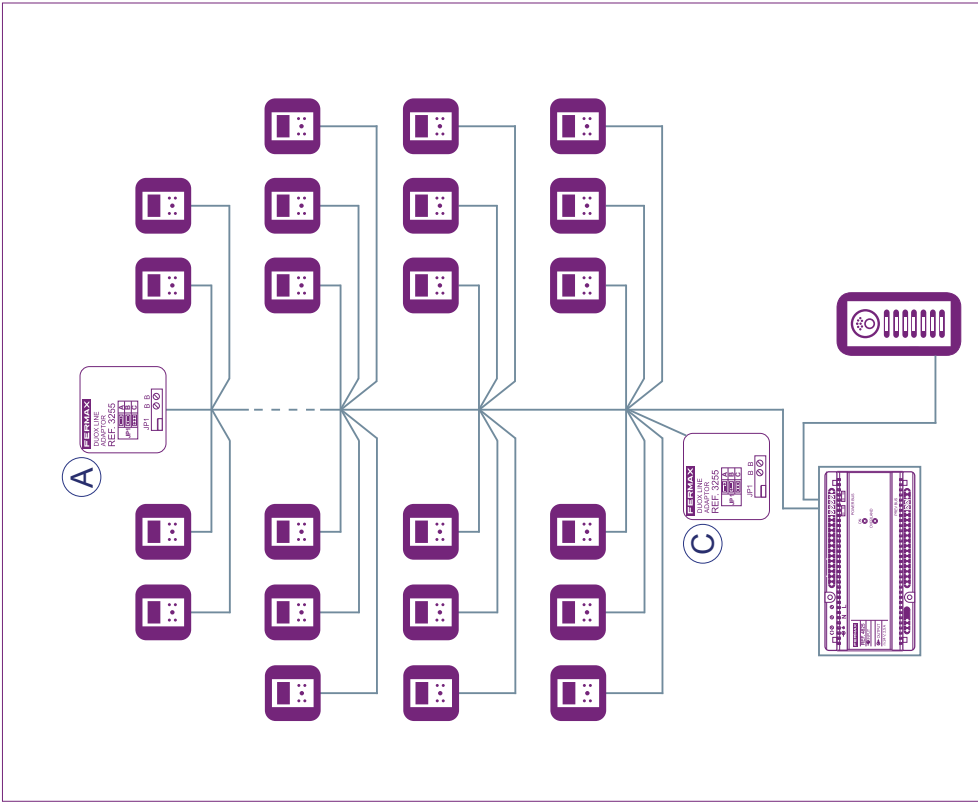
PROJECT MATERIAL LIST. DUOX PLUS

DUOX PLUS VIDEO. SKYLINE PANEL/ VEO AND VEO-XS MONITOR

SKYLINE PANEL	FRAME 3V	FLUSH BOX	FRAME 4V	FLUSH BOX	FRAME 5V	FLUSH BOX	FRAME 6V	FLUSH BOX	FRAME 7V	FLUSH BOX	FRAME 8V	FLUSH BOX	JOINING BOLTS	CABLE	AMPLIF. MODULE	PUSH BUTTON MODULES	BLANK MODULES	POWER SUPPLY + FILTER	LINE ADAPTOR	REGENE RATOR	VEO MONIT. + CONNECT	VEO-XS MON. + CONNECT		
No. SERIES	ref. 7353	ref. 8854	ref. 7354	ref. 8855	ref. 7355	ref. 8856	ref. 7356	ref. 8857	ref. 7357	ref. 8858	ref. 7358	ref. 8859	ref. 2341	ref. 201	ref. 202	ref. 204	ref. 2V	ref. 4825	ref. 3255	ref. 3268	ref. 93475	ref. 93476	ref. 93477	ref. 93478
2 S4	1	1													1	1		1	2		2	2	2	2
4 S4	1														1			1	2		4	4	4	4
6 S5			1	1											1	1		1	2		6	6	6	6
8 S5			1	1											1			1	2		8	8	8	8
10 S6					1	1									1	1		1	2		10	10	10	10
12 S6					1	1									1	1		1	2		12	12	12	12
14 S7							1	1							1	1		1	2		14	14	14	14
16 S7							1	1							1	2		1	2		16	16	16	16
18 S8								1	1						1	2		1	2		18	18	18	18
20 S8									1	1					1	2		1	2		20	20	20	20
22 S9										1	1				1	2		1	2		22	22	22	22
24 S9											1	1			1	3		1	2		24	24	24	24
24 S5			2	2										1	3			1	2		24	24	24	24
26 S6					2	2									1	2		1	2		26	26	26	26
28 S6					2	2									1	3		1	2		28	28	28	28
30 S6					2	2									1	3		1	2		30	30	30	30
32 S6					2	2									1	3		1	2		32	32	32	32
32 S7							2	2							1	4		1	2		32	32	32	32
34 S7							2	2							1	4		1	2		34	34	34	34
36 S7							2	2							1	4		1	2		36	36	36	36
38 S7							2	2							1	4		1	2		38	38	38	38
40 S7							2	2							1	5		1	2		40	40	40	40

This table has been configured assuming 1mm2 multi-core parallel cable and floor distribution. For other situations, see the tables on page 50 of DUOX PLUS section.

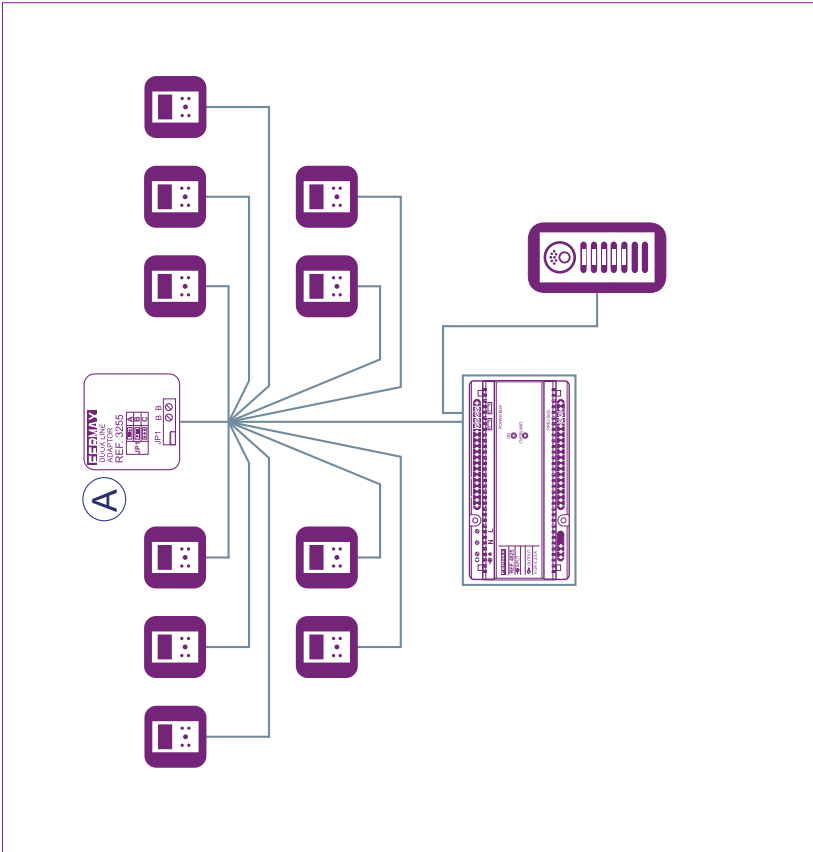
DUOX PLUS VIDEO DIAGRAM



DISTANCE TABLE PANEL, 1ST BIFURCATION W/O REGENERATOR
(UP TO 40 MONITORS)

Cascade 1 riser	Cascade 2-4 risers	Star	Distribution 1 riser	Distribution 2 risers
55 m	25 m	30 m	55 m	35 m

For more information about DUOX PLUS, see the technical books available at: <https://fermax.com/intl-en/documents>



Distance between connection points: A minimum distance of 3 metres between the different connection points is always recommended.

DISTRIBUTION:

In an in-plant distribution topology, a maximum of 6 terminals per connection point. The maximum distance from a terminal to the furthest connection point shall not exceed 25 metres.

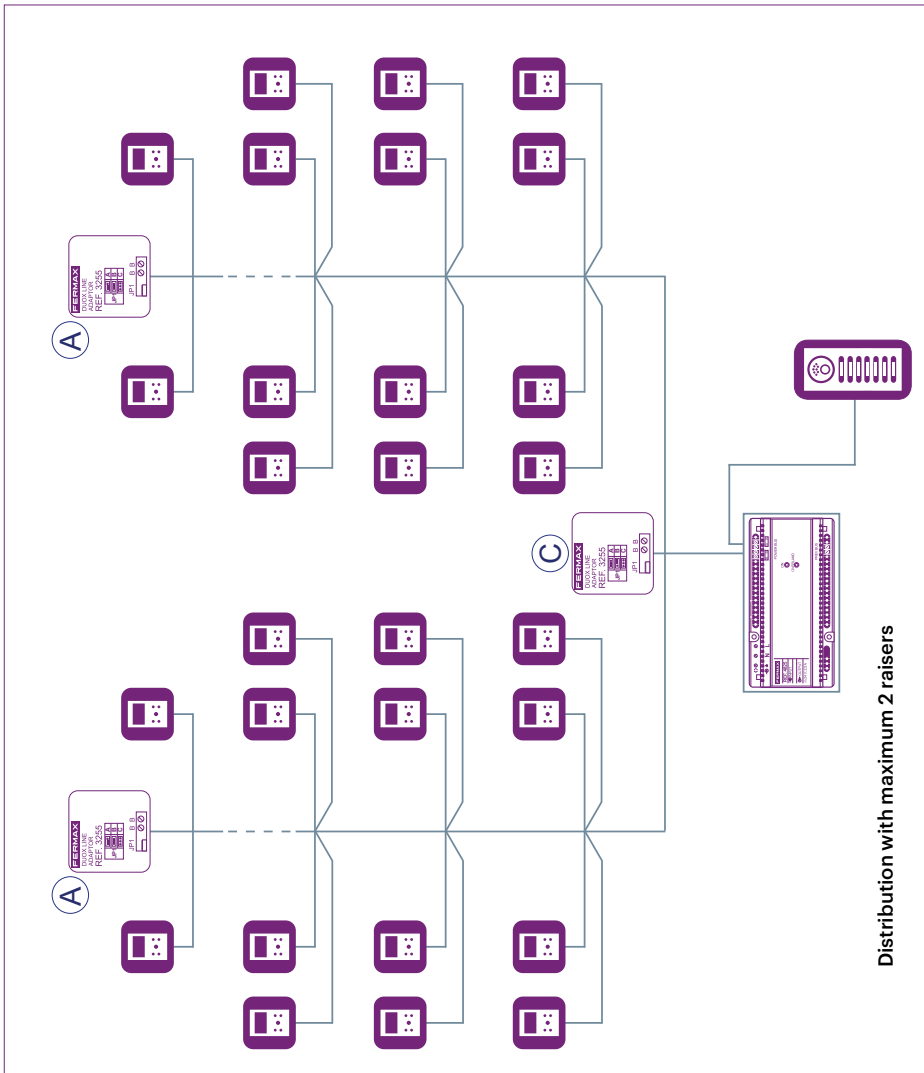
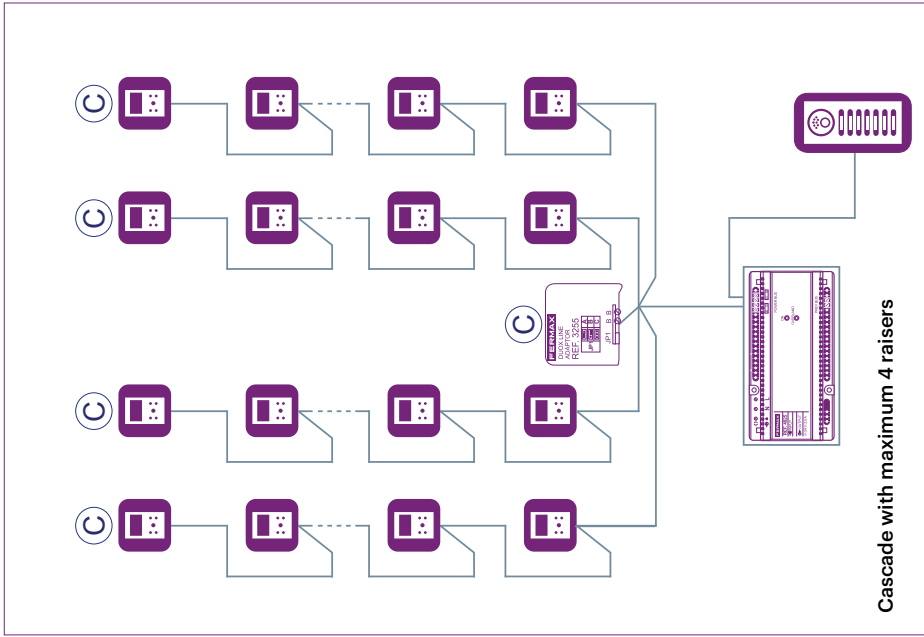
CASCADE:

Not applicable in this case, as in a cascade each terminal is its own connection point.

STAR:

In a star distribution topology there will be a maximum of 10 terminals at the connection point, and the maximum distance from any terminal to that connection point shall not exceed 30 metres.

DUOX PLUS VIDEO DIAGRAM



DISTANCE TABLE PANEL. 1ST BIFURCATION W/O REGENERATOR
(UP TO 40 MONITORS)

Cascade	Star	Distribution	Distribution
1 riser	2-4 risers	1 riser	2 risers
55 m	30 m	55 m	35 m

For more information about DUOX PLUS, see the technical books available at: <https://fermax.com/intl-en/documents>

Distance between connection points: A minimum distance of 3 metres between the different connection points is always recommended.

DISTRIBUTION:
In an in-plant distribution topology, a maximum of 6 terminals per connection point. The maximum distance from a terminal to the furthest connection point shall not exceed 25 metres.

CASCADE:
Not applicable in this case, as in a cascade each terminal is its own connection point.

STAR:
In a star distribution topology there will be a maximum of 10 terminals at the connection point, and the maximum distance from any terminal to that connection point shall not exceed 30 metres.

FEEL NO LIMITS



MEET

FEEL NO LIMITS

FERMAX IP



MEET

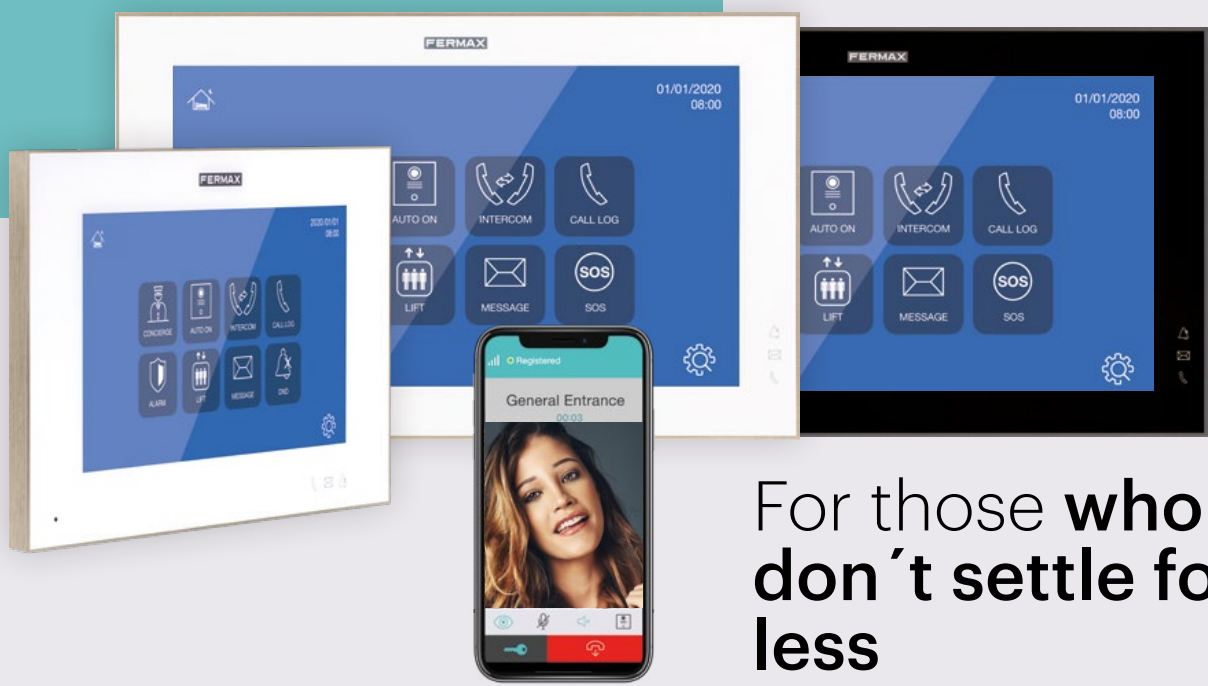
Solutions for buildings

The 100% IP system based on point-to-point infrastructure

FERMAX



FEEL
NO LIMITS



For those **who don't settle for less**



Life has to be easy and technology has to offer **solutions so that space can adapt to each person.**



FERMAX MEET SYSTEM IS A 100% IP SYSTEM BASED ON POINT-TO-POINT INFRASTRUCTURE, HIGHLY EFFICIENT, FLEXIBLE AND WITH HIGH CAPACITY.




MEET system provides superb HD VIDEO QUALITY and crystal clear audio communication. MEET is pure IPs, so it allows the installer to define the IP range according to the project needs making the network management easier.

The system is based on panels with touch capacitive keypad or robust mechanical keypad, for indoors and a Guard Unit and two monitor aesthetics.

To ensure the safety of the community, MEET offers a great integration with CCTV cameras. In addition, lift control function provides maximum comfort to users.

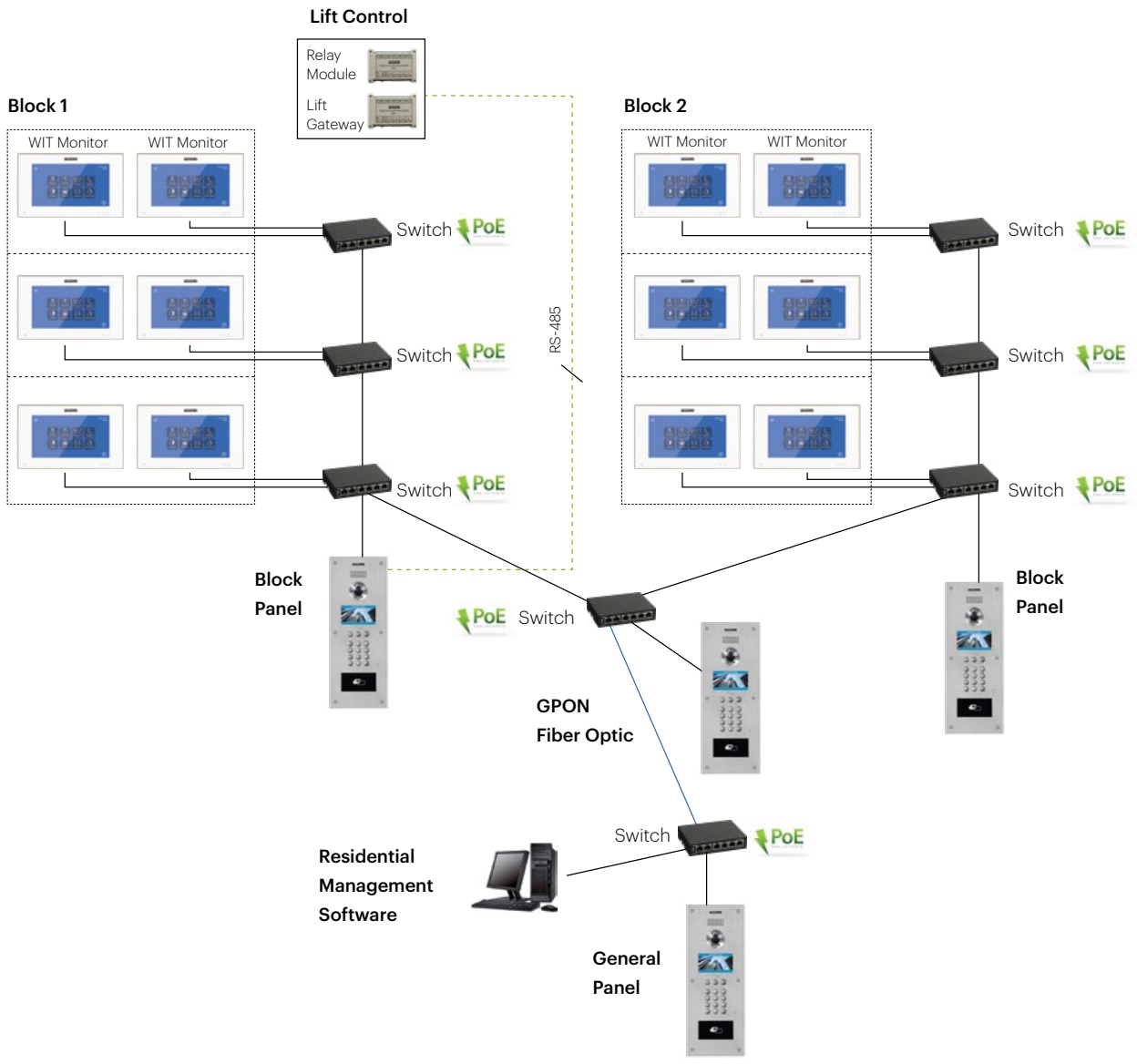
SYSTEM FEATURES



Wiring	UTP CAT5/CAT6. (non PoE devices like MILO need PoE splitter or 2 additional wires).
Maximum number of apartments	9899 per block.
Maximum number of outdoor panels	99 per block.
Maximum number of monitors per apartment	9 (1 master and 8 slaves)
Maximum number of blocks	999
Maximum Number of Guard Units	98 guard units (General guard units or block guard units). The master general entrance guard units can be supported by 5 additional slave guard units.
Maximum distances	Unlimited
Private communication panel to apartment	Yes
Monitor Address Configuration	Apartment/block number & static IP, can be configured without a computer.
Voice Synthesiser	Yes
Colour camera	HD Colour Camera as standard 1,2 Mpx (0,5 Lux).
Server required	No
Access Control integration	Yes. MIFARE readers integrated in digital panels as standard. Wiegand input/output on digital panels.
Facial recognition	Up to 6000 users (Residential Management Software required).
CCTV integration	IP RTSP video stream from the panel. IP CCTV video surveillance from the monitor. IP CCTV aerial camera during conversation.



DIAGRAM



1. OUTDOOR PANEL



Dimensions: (width) x (height) x (depth) mm.

KIN PANEL

KIN has a 10" capacitive touch screen and a graphite grey finish at the forefront of design, in addition to having hidden screws and a hidden speaker, with side grille.

ELECTRONIC DIRECTORY

Home selection is easy: simply access the electronic directory to quickly search for the apartment you want to call. Navigating through user names is practical and accurate, making it possible to find the resident by choosing the first letter of the alphabet or just browsing the directory up and down.

CUSTOMIZABLE TOUCH SCREEN

The user interface is dynamically adapted to the user's needs, guiding the visitor through the process and creating a pleasant user experience. All this thanks to the capacitive touch screen of the KIN panel, which incorporates a high resolution display (1024x600).

1.2Mpx COLOUR HD CAMERA

The camera has a high-definition image, providing excellent video quality. The camera is equipped with LED lighting for low light conditions. It is possible to send video stream directly from the panel to an IP CCTV security NVR using RTSP stream.

ALPHANUMERIC CALL

Thanks to its display it is possible to call through alphanumeric codes from A to H, such as 7B or 121F.

PROXIMITY READER*

In addition to offering great security features with the MIFARE proximity reader, the KIN panel supports integration of third-party readers such as HID and Wiegand.

FACE RECOGNITION*

It is possible to open the door and call the lift using the KIN face recognition system, allowing residents to access the condominium building quickly, and providing greater security and comfort to the system.

* For the configuration of proximity cards and facial recognition, it is required the residential management SW and the key ref.9540.

1445 KIN TOUCH PANEL MEET

Panel: 185x405x50 mm

1449 KIN PANEL FLUSH BOX MEET

Panel: 170x382x58 mm

95161 KIN PANEL SURFACE BOX MEET ALUMINIUM

Panel: 189x413x6,5-110 mm

Steel can be ordered as a special option

9513 KIN PANEL STEEL HOOD MEET



IP Protection 54
 Panel: 155(W) x 380(H) x 48(D)mm
 *12Vdc Power Supply required.



ref.9531

ref.9532

ref.9536

ref.9533

ref.9534

ref.953303

ref.9535

MILO PANEL

Mechanical and touch, two different designs for smooth and accurate keypad use, to meet the different requirements of customers.

LCD DISPLAY. DIGITAL VERSION

High contrast 4,3" TFT display module.

The display shows the communication status: calling, busy, etc.

HD COLOUR CAMERA OF 1.2 MPX

The camera provides a high definition picture reverting in an excellent video quality.

The camera is equipped with LED lighting for low-light conditions. Additional video output RTSP IP.

HIGH PROTECTION DIGITAL KEYPAD

Backlighting keypad allows to dial in poor light conditions.

Its compact design guarantees reliability and resistance in any environment. IP54.

FACE RECOGNITION*

It is possible to open the door by face recognition, enabling the opening to the residents in the community and increasing the safety and comfort of the system. (Not available in MILO 1/W).

PROXIMITY ACCESS CONTROL

MIFARE proximity access control reader included. Access can be granted to users reinforcing the security of the building.

It also allows to connect a third-party reader directly to the panel or receive the information from the card through the Wiegand output to integrate it into external controllers (digital panel).

* For the configuration of proximity cards and facial recognition, it is required the residential management SW and the key ref.9540.

- 9531** MILO DIGITAL VIDEO PANEL MEET
- 9532** MILO TOUCH VIDEO PANEL MEET
Panel: 155x380x48mm. 1,2 Mpx
- 9536** DIRECTORY MILO PANEL MEET
Flush box 143x357x58mm. Flush box not included.
- 9542** MILO PANEL FLUSH BOX- L MEET
Flush box 143x357x58mm
- 95171** MILO DIGITAL PANEL SURFACE BOX MEET ALUMINIUM
Box: 160x387x66-108mm
- 9512** MILO DIGITAL PANEL STEEL HOOD
- 9533** 1/W MILO VIDEO PANEL MEET
- 9534** 1/W MILO VIDEO PANEL WITH PROX MEET
- 953303** 1/W MILO VIDEO BLACK PANEL MEET
Panel: 118x183x49mm. 1 Mpx.
- 9511** 1/W MILO PANEL HOOD MEET
- 95181** 1/W MILO PANEL SURFACE BOX MEET ALUMINIUM
Box: 123x190x66-106mm
Steel can be ordered as a special option
- 9535** MEET PROXIMITY READER
Panel: 118x183x49mm.
- 9543** MEET PANEL FLUSH - S
Flush box: 105x172,5x63mm
- 14591** MEET FLUSH BOX JOINING BOLTS SET
Separation between 14mm flush box



IP54 (IK09)



MARINE PANEL

The resistance of the stainless steel combined with the FERMAX technology and design. The MARINE MEET outdoor panel is the Fermax vandal-proof audio and video door entry panel. Made in **stainless steel 316L, 3mm-thick**. It is a highly resistant panel due to its excellent quality in terms of both materials and production and assembly process.

MAXIMUM RESISTANCE

This video door entry panel is recommended for projects where the high level of security is required or in places with extreme weather conditions. All this thanks to its compact design and sealing that guarantees reliability and resistance against external factors **IP54** and the **IK09** impact resistant rating. MARINE is a video door entry solution that resists the wet and corrosive climates and extreme temperatures of -40°C , $+70^{\circ}\text{C}$.

1.3 Mpx HD CAMERA

The camera provides a high definition image reverting in an excellent video quality. The camera is equipped with LED lighting for low-light conditions. Additional video output RTSP IP.

ADAPTED TO ALL

It includes a wide-angle camera with **horizontal vision angle 128° and vertical 70°** . This facilitates the installation and use of the panel in the event of visitors in wheelchairs.

It is engraved with **Braille** which allows you to identify the call key via engraving on the panel surface.

SECURITY AS STANDARD*

Cutting-edge technology used in **face recognition**.

Thanks to the **proximity reader** with MIFARE technology you can open the door dialling a code on the panel keypad or by sending the code to an external access controller that validates the access.

DISPLAY MODULE WITH DIRECTORY

Welcome logo or on-screen information useful for visitors. Thanks to the electronic directory you can search for any name or apartment that you wish to call.

* For the configuration of proximity cards and facial recognition, it is required the residential management SW and the key ref.9540.

1455 MARINE DIGITAL VIDEO PANEL MEET

155x 410x 49mm

1456 MARINE DIRECTORY PANEL MEET

155x410x49mm. Flush box not included.

1457 MARINE PANEL STEEL HOOD

1458 MARINE PANEL SURFACE BOX STEEL MEET

159x412x63.5mm

1459 MARINE PANEL FLUSH BOX MEET

141x394x60mm

14591 MEET FLUSH BOX JOINING BOLTS SET

Separation between 14mm flush boxes

MARINE *elite*

by **FERMAX**



FERMAX has a laser-cut machining line for stainless steel panels.

This process allows us to offer complete flexibility when it comes to making the MARINE panel required with optimal delivery time for the customised panel.

The MARINE Elite panels are available in several colours (indicate the desired RAL when ordering your panel).



31729 MEET MARINE ELITE PANEL

The following variants are available on request:

- Panel with special dimensions.
- Integration of access control modules.
Only in digital version.

4579 MARINE ELITE RAINHOOD

4580 MARINE ELITE FLUSH BOX

4581 MARINE ELITE SURFACE BOX (WITH HOOD)

2. MONITORS



The **NEO Monitor** is a symbol of modern urban residences represented by its compact and minimalistic design. Cool, elegant and intuitive, NEO is the perfect complement for your dreamed house.

An advanced management monitor, with hands-free communication, digital audio quality and high definition video. Its **7" TFT incorporates a capacitive touch screen** that offers a user-friendly experience by means of graphic icons and notification LEDs (missed calls, messages, do not disturb).

NEO is not only distinguished by its outer elegant simplicity, but also by the most user-friendly menu oriented to residential communication.

- It enables the **intercommunication** between the monitors in the same house as well as with other apartments.
- The monitor manages **7 alarm zones** plus tamper that can be activated or deactivated according to 3 scenarios: DAY, NIGHT and OUT. Alarms are notified to the Guard Unit and management software.
- It is possible to activate up to 8 external relays by using the relay module ref.1616.
- Up to 8 CCTV IP cameras visualization. Compatible with: ref.9985 PERIPHERAL IP DOME CAMERA
- **PoE Power Supply**



ref.9541



14501 NEO 7" MONITOR PoE WHITE MEET

Dimensions 203x129x17.5 mm

9541 NEO/WIT MONITOR CONNECTOR MEET

Mounting support for the NEO/WIT monitor on the wall. Includes monitor connection cables.


1485 MONITOR DESKTOP SUPPORT MEET

Compatible with the MEET monitors. Connector ref. 9541 is required for its installation.



ref.1485

NEO monitor does not allow installation of APPs






The **WIT monitor** presents a renewed and distinguished aesthetic for the most exclusive environments. It includes a metallic frame that offers a greater robustness to the monitor design.

WIT touchscreen interface lets the user to answer calls and to manage missed calls, view and download the captured images, read the messages sent by the administrator, **visualize the video surveillance cameras (ref.9985 recommended), activate external relays**, notify alarms in the monitor and the guard unit, and even control the home automation in the apartment.

The exclusive aesthetics of WIT is supported by avant-garde technology that allows the installation of APPs*, which increases the added value and functionality of the monitor.

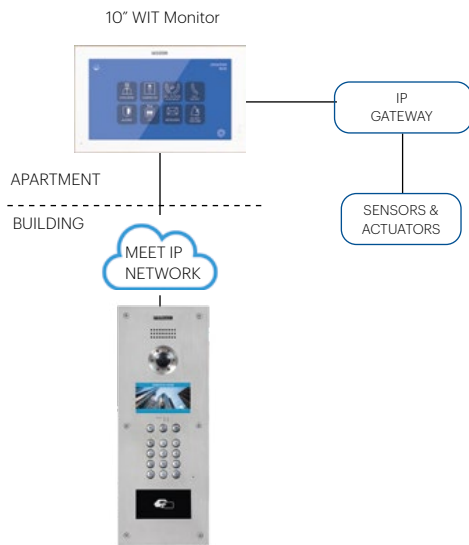
For a simpler installation, **WIT monitors can be powered by PoE switches**, which means that it is not required a dedicated power supply.

The **10" WIT monitor** is specially designed for integration with Home Automation, since it is the only monitor that incorporates **two RJ-45 network interfaces**, being able to connect to both, the building IP network and the apartment local network. Therefore maintaining the isolation between networks and the flexibility in connectivity. Its surface or **flush mounted** installation allows to adapt the solution to the most demanding architectural designs.

- | | | |
|---|---|--|
|  <p>ref.9541</p> |  | 14701 7" WIT MONITOR PoE WHITE MEET |
| | | 14703 7" WIT MONITOR PoE BLACK MEET
1 connector RJ-45. Dimensions: 212x132,5x20mm |
| | | 14811 10" WIT MONITOR HOME AUTOMATION PoE WHITE MEET |
| | | 14813 10" WIT MONITOR HOME AUTOMATION PoE BLACK MEET
2 connectors R-J45. Dimensions: 270x168x20mm |
| | | 1489 10" WIT MONITOR FLUSH BOX MEET
(9541 connector required). Dimensions: 255x155x50mm |
|  <p>ref.1485</p> | | 9541 NEO/WIT MONITOR CONNECTOR MEET
Mounting support for the MIO/WIT monitor on the wall.
Includes monitor connection cables. |
| | | 1485 MONITOR DESKTOP SUPPORT MEET
Compatible with the MEET monitors. Connector ref. 9541 is required for its installation. |

*The installation of APPs has to be done by an authorised professional. Apps must be compatible and certified by FERMAX.

3. HOME AUTOMATION INTEGRATION



MEET provides full freedom of choice through solutions adapted to other existing home automation systems and technologies. This system generates synergies by means of unlimited solutions, enabling the integration, interaction and compatibility with other technologies.

In MEET installations, the 10" WIT monitor allows to integrate an application for the home automation management.

By simply installing an APP on the monitor we can visualise the home automation system. Thanks to the 2 RJ-45 connections in the WIT 10" monitor, the MEET network stays separated from the home's internal network.



DISCOVER MEET WORKS WITH INTEGRATION



**HOME AUTOMATION
INTEGRATION WITH APPS**

Home automation management from the MEET monitors – Compatibility with Android Apps.



SIP INTEGRATION

Integration with telephone systems, software video telephones or desktop telephones. SIP Compatibility.



**SECURITY
INTEGRATION**

Compatibility with video surveillance and access control systems via RTSP and Wiegand protocols.

4. CALL DIVERT

CALL DIVERT with MEET ME app

With MEET, the possibility of receiving calls on the mobile phone comes as standard, provided that a monitor is installed in the apartment. This enables to establish communication with the entrance panel and open the door. **It allows you to see who is calling before answering the call.**

As easy for the user as downloading the **free MEET ME APP** on Google Play or Apple Store. Just enter the user and password included in the monitor. Up to 8 smartphones in the same apartment can receive the call simultaneously.

The installation cannot be easier: it does not require additional devices in the installation. Just connect the MEET IP network to the Internet*. Thanks to MEET ME Cloud architecture, the installation is simple.

- Up to 8 smartphones per the same apartment.
- Doorlock release and one auxiliary relay.
- Display of additional cameras during a call (up to 4) (Ref.9985).
- "Do not disturb" more for app (no need to log out).
- IPv6 compatible.

* Common Internet access to the building is required for MEET ME call forwarding. Internet access with enough upload bandwidth is necessary based on the network traffic generated by the outdoor panels.



Call divert
to mobile
as standard
MEET
monitors

1496 MEET ME CALL FORWARDING LICENCE

This licence comes included as standard with MEET monitors, so it is only necessary when there is no monitor in the house

5. GUARD UNIT



Dimensions: 311 x 203 mm

*12Vdc power supply necessary.

Ergonomically designed to provide a comfortable use, the MEET Guard Unit integrates a large touchscreen for an intuitive interaction.

MEET guard unit is the desktop device that will enable a concierge to communicate with any panel or apartment.

Its **10" touch screen** enables the guard unit to receive alarms from monitors and panels. Thanks to its user interface it is possible to review any missed calls and communicate later with the apartment.

FEATURES

- **Call divert to a MEET ME app.**
- Capacitive touch screen panel.
- **Handset** or **hands-free** audio communication.
- 10" colour TFT touch screen.
- Audible and visual alarm notifications.
- **It can be integrated with CCTV IP camera** by RTSP (concierge camera) (Ref.9985).
- Automatic answering function of panels.
- Day/Night/Mixed modes.
- Call transfer and Call Forward

95391 MEET GUARD UNIT

FEATURES

CALL TO APARTMENT

The property management or concierge is able to contact any resident of the community using the guard unit's call to apartment function. The concierge must enter the block number and/or apartment number to call. If an IP camera is connected to the guard unit, a video communication between concierge and apartment is established, otherwise it is only audio communication.

CALL LOG

The concierge can have a clear view of their call history in the CALL LOG interface and browse through the pictures taken. Maximum number of call logs: 20.

The Guard Unit allows audio and video recording when the call from panel is not answered (additional SD card required).

GUARD TO GUARD CALL

Guards can call each other when needed.

To call a guard unit, the user must enter the guard unit's number. For instance, if the main guard unit is to be contacted the concierge should enter 9901 to establish the call.

ALARM LOG

The guard unit provides a quick view of the most recent alarm events. These records can be found at the ALARM LOG interface. Each record includes: date and time, apartment or panel number and triggered alarm zones.

Maximum number of records: 500.

The administrator can access to a complete alarm record using the management software.

CAMERA ON

The guard unit can connect to any digital panel and open the video channel when needed by simply entering the panel's number. Once connected the guard can take pictures, open the audio channel, open the door or simply hang up.

6. ADVANCED FEATURES

GUARD UNIT FOR MULTIPLE APARTMENTS

Different **outdoor panels** from different buildings can call one or several remote guard units.

These remote guard units can call and connect with the outdoor panels.

It is only necessary to acquire one **REF.1496 MEET ME LICENCE** per guard unit for its use at the desk concierge. This licence allows the concierge to register on the MEET ME cloud server.

COMPATIBILITY WITH SIP

ANSWER THE CALL FROM A PERSONAL COMPUTER

SIP compatibility allows receiving calls from the outdoor panels on a computer. For this, it is required to have a Voice over IP software, compatible with SIP, installed on a computer, such as **LINPHONE**. The integration with IVMS software for managing installations is also possible, which incorporates SIP clients such as **GENETEC** - Sipelia.



ANSWER THE CALL FROM A TELEPHONE SYSTEM

In the installations where an IP telephone system compatible with SIP already exists, such as in offices or shopping centres, it will be possible to answer the call from one of the telephones previously installed. Thanks to the SIP compatibility, the FERMAX outdoor panels will be an additional extension to the IP telephone central guard unit and calls from the panels will be received at the terminals assigned in the central guard unit.



GPON OPTICAL FIBER

- Being a 100% IP system, there is no distance limit because it can be installed in fiber optic infrastructures such as GPON.
- The main advantage is that the cost of the network infrastructure is much lower than an Ethernet or conventional active fiber optic network.
- There can be numerous IP services on the same infrastructure such as IP TV, IP voice calls, IP CCTV, etc. As a result, the costs of the infrastructure are shared between several services.

7 ALARM + TAMPER
DETECTION
ZONES



TECHNICAL CAPABILITIES

- 1 Virtually unlimited number of units can run under MEET installation.
- 2 Unlimited distances from end to end of the installation.
- 3 Multichannel for conversations and data flows, with unlimited capacity.
- 4 GPON fiber optic infrastructure compatible.

WIRING

- CAT5 CABLE
- FIBER OPTICS*
- ALARM
- LIFT

* A converter is required to switch from UTP to FO.




MODERN PROTOCOL

Flexible, quick and adaptable. Fermax MEET is a highly efficient peer to peer IP protocol based system. Easy to install, configure and maintain. MEET system's flexible IP addressing eases the network management structure.

Decentralised architecture communication structure allowing each terminal to work independently without a need of a centralised server. The system is compatible with GPON networks.

COMPLETE SOLUTION

Communication, alarms, lift control and access control. MEET allows to communicate with the visitor and offer them a safe pass through doors. Its centralised alarm infrastructure provides a 24/7 protection against intrusion and the unexpected. Its complete lift control function allows you to see the lift's status clearly, there is no need to worry that you will miss the lift again.



- 52750 PROXIMITY CARD MIFARE**
- 52740 PROXIMITY KEYRING MIFARE**
- 9538 MEET PC DESKTOP PROXIMITY READER**
- 9540 MEET MANAGEMENT SOFTWARE**
Registration and deactivation of proximity cards and facial recognition. Events registration. Sending messages to home monitors.
- 9545 MEET LIFT CONTROL GATEWAY**
- 1616 10 RELAY MODULE**
- 1490 EXTERNAL DOORLOCK RELAY**
It allows the simultaneous activation of a second relay in parallel to the panel or as a secondary relay on 1W panels.
- 1491 4 RELAY PANEL MODULE**
Only for digital panels.
- 1494 GUEST CODE MODULE**
Third party access control integration is required.
- 1465 LIFT DISPATCH MODULE**
32 inputs

6. POWER SUPPLY AND SWITCHER

- 4813 POWER SUPPLY DIN6 100-240VAC/12VDC-2A**
1 PSU per each 4 devices is required. It is recommended that each outdoor panel and GU has its own power supply for installation convenience.
- 1586 4 PoE PORTS SWITCH + 2 UPLINK PORTS**
- 1587 8 PoE PORTS SWITCH + 2 UPLINK PORTS**
- 1498 12Vdc PoE SPLITTER**



ref.4813



ref.1498



ref.1586



ref.1587



WIBOX

VDS **FERMAX**



FROM YOUR MOBILE
YOU CAN PERFORM THE
FUNCTIONS THAT YOU
NORMALLY DO FROM
YOUR HOME'S TERMINAL
AND MUCH MORE!



VDS

Solutions for buildings

MDS

Solutions for big installations

5 WIRES BUS



VDS / MDS / 4+N

4+N

Solutions for buildings

FERMAX

4+N WIRES

A DIGITAL SIMPLIFIED
INSTALLATION SYSTEM THAT
DOES NOT USE
HOUSE CALL WIRES.

The necessary wiring in the building's riser is:

- Audio entry system: 3 common wires.
- Video entry system:
3 common wires+1 coaxial / 5 wires /UTP CAT5

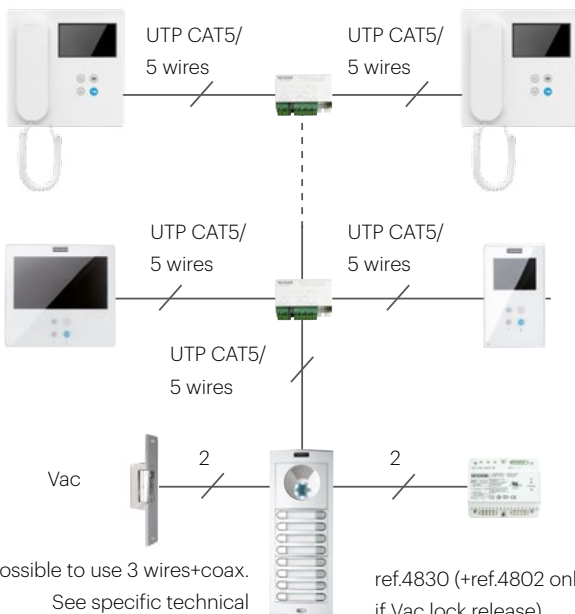
For buildings of up to 199 homes, 2 entry accesses and central guard unit. Maximum distance: 200 m.



SYSTEM FEATURES


Wiring	Bus of 5 wires, UTP CAT5 or 3 wires+coax.
Maximum number of apartments	199
Maximum number of outdoor panels	2
Maximum number of guard units	1
Maximum distance	200 m (see technical VDS information).
Private communication outdoor panel-apt.	Yes
Change from a 4+N audio to VDS video	Yes (using the existing wiring).
Monitor address configuration	Required (addresses 1-199).
Voice synthesiser	Yes. Message: "The door is open. Please, close the door behind you". 32 languages.
Camera	Colour camera.

VIDEO DIAGRAM



*It is possible to use 3 wires+coax.
See specific technical
information.

AUDIO DIAGRAM



SKYLINE consists of 9 different-sized frames where different modules can easily be fitted. Modules come in 2 sizes, designated V and W. **W is twice the size of V.**

FRAMES

ref.7341 1V Series 1 130x128	ref.7332 2V Series 2 130x151	ref.7333 3V Series 4 130x199	ref.7334 4V Series 5 130x246	ref.7335 5V Series 6 130x294	ref.7336 6V Series 7 130x341	ref.7337 7V Series 8 130x389	ref.7338 8V Series 9 130x436,5	ref.7339 9V Series 10 130x486
---	---	---	---	---	---	---	---	--

VIDEO **AUDIO**

ref.7421 Video W	ref.7415 Audio W
----------------------------	----------------------------

DOUBLE PUSH BUTTONS

ref.7371 8 PUSH. 2x4 W	ref.7372 4 PUSH. 2x2 V	ref.7376 2 PUSH. 2x1 V
----------------------------------	----------------------------------	----------------------------------

SINGLE PUSH BUTTONS

ref.7367 4 PUSH. 1x4 W	ref.7368 2 PUSH. 1x2 V	ref.7375 1 PUSH. 1x1 V
----------------------------------	----------------------------------	----------------------------------

INFORMATIVE MODULES

ref.7445 Panoramic cardholder W	ref.7444 Panoramic cardholder V	ref.7448 OneToOne V	ref.7452 OneToOne V with inductive loop
---	---	-------------------------------	---

ACCESS CONTROL

ref.7438 Memokey keypad W	ref.7440 Proximity V
-------------------------------------	--------------------------------

DIGITAL MODULES

ref.7439 Direct keypad W	ref.7449 Display W	ref.7447 Digital keypad W
------------------------------------	------------------------------	-------------------------------------

ACCESSORIES

ref.7443 Metallic Complement W	ref.7442 Metallic Complement V
--	--

SKYLINE panels accessories, see DUOX PLUS section (page 39)





Dimensions: (width) x (height) x (depth) mm.

Thickness: 2,5 mm
 AISI316L
 IP65 IK09




1. OUTDOOR PANEL

1. Select the panel required according to the number of apartments in the building. In case that several flush boxes of the same size are combined, it will be necessary to use the Joining Bolts Set (ref.2289).
2. Always add call extension modules depending on the number of apartments (ref.2008 up to 8, ref.2441 up to 16).
3. Select the flush box or corresponding accessories depending on the series.

PUSH BUTTON MARINE PANEL

		<p>SERIES ST1 Panel: 150x180 Flush box (ref.4641): 130x160x55</p> <p>54333 1 PUSH BUTTONS AUDIO MARINE PANEL 54343 2 PUSH BUTTONS AUDIO MARINE PANEL 54337 1 PUSH BUTTONS VIDEO MARINE PANEL 54347 2 PUSH BUTTONS VIDEO MARINE PANEL 4641 FLUSH BOX (130X160X55) 4645 SURFACE BOX (WITH HOOD) (154X184X96) 4701 HOOD</p>
ref.54333	ref.54343	
		
ref.54337	ref.54347	

MARINE ELITE PANEL (SPECIAL PANEL)


	<p>31727 VDS MARINE ELITE PANEL 4579 MARINE ELITE RAINHOOD FOR FLUSH BOX PANEL 4580 MARINE ELITE FLUSH BOX 4581 MARINE ELITE SURFACE BOX (WITH HOOD)</p> <p>See DUOX PLUS section page 42</p>
	
	

ACCESSORIES PANEL

			<p>2289 MARINE JOINING BOLTS SET FOR FLUSH BOXES 2441 16 CALL EXTENSION MODULES 2008 8 CALL EXTENSION MODULES</p>
ref.2289	ref.2441	ref.2008	

2. MONITORS AND TELEPHONES

VEO MONITORS



9401 VDS COLOUR VEO MONITOR
Dimensions: 200x200x23mm. (44 with handset)

9402 VDS VEO MONITOR CONNECTOR



ref.9410



ref.3389

9410 VEO MONITOR DESKTOP SUPPORT

3389 UNIVERSAL LARGE DECORATIVE FRAME. 210x240



3443 VEO HANDSET WITH INDUCTIVE LOOP

SMILE MONITORS



ref.6545



ref.6550

6545 3,5" SMILE MONITOR
Dimensions: 103x172x21mm

6550 7" SMILE MONITOR
Dimensions: 185x172x21mm

6565 VDS SMILE MONITOR CONNECTOR



ref.6575

6575 7" SMILE TOUCH MONITOR
Dimensions: 185x172x21mm

6566 SMILE MONITOR DESKTOP SUPPORT

6565 VDS SMILE MONITOR CONNECTOR

3388 UNIVERSAL DECORATIVE FRAME. 120x240

3389 UNIVERSAL LARGE DECORATIVE FRAME. 210x240



ref.6565



ref.6566




ref.3388



ref.3389

TELEPHONES

	<p>3390 VDS LOFT BASIC TELEPHONE 3391 VDS LOFT EXTRA TELEPHONE Dimensions: 85x220x40mm</p>
<p>BASIC EXTRA</p>	<p>5601 VDS iLOFT TELEPHONE Hands-free. Dimensions: 90x146,5x20mm</p>
	<p>3749 LOFT TELEPHONE DESKTOP SUPPORT 5636 iLOFT TELEPHONE DESKTOP SUPPORT</p>
	<p>3388 UNIVERSAL DECORATIVE FRAME. 120X240 3389 UNIVERSAL LARGE DECORATIVE FRAME. 210X240</p>
	<p> 3441 LOFT HANDSET WITH INDUCTIVE LOOP</p>
<p>ref.3749</p>	<p>ref.5636</p>
	<p>ref.3388</p>
	<p>ref.3389</p>

3. GUARD UNIT

	<p>2536 VDS CITYMAX GUARD UNIT 2492 VDS GUARD UNIT CONNECTION MODULE</p>
<p>ref.2536</p>	

4. VIDEO DISTRIBUTORS/ SWITCHER / DECODER

	<p>2448 2 WAYS VIDEO DISTRIBUTOR 2449 4 WAYS VIDEO DISTRIBUTOR</p>
<p>ref.2448</p>	<p>ref.3260</p>
	<p>3260 2 WAYS VIDEO MINI DISTRIBUTOR 3262 4 WAYS VIDEO MINI DISTRIBUTOR</p>
	<p>2450 VDS VIDEO SWITCHER1 3265 VDS TESTER</p>
<p>ref.2450</p>	

5. POWER SUPPLY



ref.4830

ref.4812



ref.4810



ref.4802

ref.4800



ref.1021

4830 POWER SUPPLY 18Vdc/3,5 A DIN6.

1 P.S. = max. 40 monitors.

4812 POWER SUPPLY DIN6 100-240Vac/18Vdc-1,5A

1 P.S. = max. 24 monitors.

4810 POWER SUPPLY 18Vdc/1,5A-12Vdc/1,5A DIN10.

1 P.S. = max. 24 monitors

12Vdc output to supply 12Vdc locks.

4802 POWER SUPPLY DIN4 230VAC 12VAC/1A

To supply 12Vdc locks.

4800 POWER SUPPLY DIN4 230VAC 12VAC/1A

To supply 12Vdc locks.

1021 EMERGENCY MODULE 18Vdc

When emergency operation is required, in case of power failure. An 18Vdc power supply and 2 standard 12Vdc lead acid batteries (not included) are used with this adapter. 18Vdc (3.5A) input and output. DIN10.


6. LOCK RELEASE/ACCESSORIES



ref.3266



ref.4545



ref.2013



ref.29001



ref.2040



ref.2438

67501 UNIV. LOCK RELEASE 990N-P22 MAX 10-24Vac/dc

6750 UNIV. ELECTRIC STRIKE 990N MAX 10-24Vdc/ac

6752 UNIV. ELECTRIC STRIKE 990A MAX 12-24Vac/dc

3266 WI-BOX MODULE

2013 ADDITIONAL FUNCTIONS RELAY

88101 DOUBLE CONTACT RELAY 18Vdc

29001 TIMER

2040 ELECTRONIC CALL EXTENSION BELL

2438 LIGHT OR BUZZER ACTIVATOR

2450 VDS VIDEO SWITCHER

4614 2nd CAMERA SELECTOR

9980 PERIPHERAL CCTV DOME CAMERA

9981 PERIPHERAL CCTV BULLET CAMERA

9982 POWER SUPPLY PERIPHERAL CCTV CAMERA

9983 BALUNS PAIR PERIPHERAL CCTV CAMERA

9984 POWER ADAPTOR PERIPHERAL CCTV CAMERA

5919 VIDEO BUS CABLE. 100M

MDS (MULTIPLEXED DIGITAL SYSTEM) IS AN AUDIO AND VIDEO DOOR ENTRY SYSTEM OF MAXIMUM PERFORMANCE AND GREAT CAPACITIES, OFFERING TOTAL PRIVACY DURING THE CONVERSATIONS.



It is a simplified installation system by MDS BUS. It allows to interconnect general entrances, interior blocks and access control readers.

- **MDS AUDIO BUS:** 4 common wires + 1 common shielded twisted pair.
- **MDS VIDEO BUS:** 6 common wires + 1 common shielded twisted pair + 1 video coaxial cable.

MDS CLASSIFICATION SYSTEMS

The MDS system can be divided into 2 main groups:

- MDS DIRECT/CITY.
- MDS DIGITAL.

COMBINATION WITH OTHER SYSTEMS

The MDS system can be combined with both 4+N and VDS indoor terminals. Because of that, the MDS system is mainly used to expand the capacities of a VDS system. With the MDS/VDS decoder (ref. 2409), you can get maximum advantage of each system and wiring simplicity. For full details, see MDS/VDS section.



MDS DIRECT/CITY

It does not require Central Unit (ref. 2405) because both outdoor panels and guard unit are directly connected to the MDS bus. It allows only one guard unit (ref. 2532) per installation. It is optimal as a VDS complement for those cases which require:

Longer distances
Greater number of outdoor panels
Greater number of apartments
Urbanisations with general entrances (MDS) and interior blocks (VDS)
Intercommunication between apartments through the guard unit (only with 4+N indoor terminals)
Radio communication from 1 /W 4+N audio panels to a guard unit (MDS DIRECT allows to install up to 999 1 way 4+N audio panels connected to the bus through the panels decoders ref. 2436).
Intercommunication in the apartment itself (only with 4+N Palace indoor terminals)

The capacities of this system can vary slightly depending on the panel type (push buttons or keypad without display).

MDS CITY PANEL

Push buttons panels to access interior blocks (they cannot be installed as general entrances). It can be combined with MDS DIRECT in the general entrances.

Capacity:

- INTERIOR BLOCK:

- 99 apartments and 9 accesses.

- SINGLE BLOCK:

- 99 apartments, 5 accesses and 1 guard unit.
- 99 apartments and 9 accesses.



SKYLINE



CITYLINE

MDS DIRECT PANEL

The panels include KEYPAD (without display) that serves to call the apartments and dial a code to opening the door (1 common code for all the users). It is recommended to add a DIRECTORY panel to show the list of residents.

Capacity:

- CONDOMINIUM or URBANISATION:

- General entrance: 9,999 apartments, 5 accesses and 1 guard unit.

- Interior block: 99 apartments and 9 accesses per block (up to 99 blocks).

- SINGLE BLOCK:

- 99 apartments, 5 accesses and 1 guard unit.
- 99 apartments and 9 accesses.



ref.7287



ref.7286

MDS DIGITAL

It requires one or several Central Units (ref. 2405) to connect outdoor panels, guard units and access control readers to the MDS bus (Outdoor panels use to include keypad + display), MDS DIGITAL will be used whenever MDS DIRECT/CITY is not enough, because it offers many other functionalities, allowing the complete management of big condominiums.

Access control (proximity, fingerprint, keypad, etc.) integrated in the video door entry MDS bus itself.

Centralised access control managed from the video door entry software itself.

Programmed automation through relays decoders (up to 999 addresses) and sensors (up to 999 addresses) in order to activate lights, sensors, irrigation, etc.

Lift control. Different lift control modes to restrict access to non-authorized floors.

Management via local and remote PC (via the IP remote management module ref. 1087). It connects to the network (Ethernet) without requiring any additional cable.

All of this with:

- More panels.
- More apartments.
- More guard units (including differentiated call to several guard units, both from 2 push buttons panels as well as monitors/telephones).



SKYLINE



CITYLINE

DIRECT/CITY

1. OUTDOOR PANEL SKYLINE PANEL

SKYLINE consists of 9 different-sized frames where different modules can easily be fitted. Modules come in 2 sizes, designated V and W. W modules is twice the size of V.

FRAMES

ref.7341 1V Series 1 130x128	ref.7332 2V Series 2 130x151	ref.7333 3V Series 4 130x199	ref.7334 4V Series 5 130x246	ref.7335 5V Series 6 130x294	ref.7336 6V Series 7 130x341	ref.7337 7V Series 8 130x389	ref.7338 8V Series 9 130x436,5	ref.7339 9V Series 10 130x486
---	---	---	---	---	---	---	---	--

VIDEO AND AUDIO MODULES W

ref.7406 Video W	ref.7400 Audio W
----------------------------	----------------------------

DOUBLE PUSH BUTTONS

ref.7371 8 PUSH. 2x4 W	ref.7372 4 PUSH. 2x2 V	ref.7376 2 PUSH. 2x1 V
----------------------------------	----------------------------------	----------------------------------

INFORMATIVE MODULES

ref.7445 Panoramic cardholder W	ref.7444 Panoramic cardholder V	ref.7448 OneToOne V
---	---	-------------------------------

SINGLE PUSH BUTTONS

ref.7367 4 PUSH. 1x4 W	ref.7368 2 PUSH. 1x2 Vd	ref.7375 1 PUSH. 1x1 V
----------------------------------	-----------------------------------	----------------------------------

ACCESS CONTROL

ref.7440
Proximity V

DIGITISER MODULE AND CALL KEYPAD

ref.7460 Digitiser Module	ref.7439 Direct Keypad W (panel without display)
-------------------------------------	---

METALLIC MODULES

ref.7443 Metallic complement W	ref.7442 Metallic complement V
--	--

If the configuration calls for more than one panel, a connection cable ref.2541 between them is needed (1 cable per additional panel). They can be joined laterally within the same series by means of a joining bolts set (ref.8829). Select the corresponding flush box. If any additional accessory is required, see the CITYLINE/SKYLINE accessories table on page 39.



CITYLINE PANEL

CITYLINE is a monoblock concept panel. It is characterised by its curved profile and distinctive push buttons.

There are 9 different panel dimensions called "SERIES", all with the same width but different height and push button capacities.

It is manufactured in a highly weather resistant anodised aluminium profile (IP43 IK7). The push buttons and displays are chromed zamak, the amplifier frontal in aluminium and the interior is protected by a stainless steel grid.

The watertight push buttons are designed and tested in the most demanding conditions to achieve great durability and reliability.

Includes a wide angle **COLOUR CAMERA** and additional night vision lighting with 6 LEDs.

MDS DIRECT



ref.7287



ref.7286

7287 MDS DIRECT VIDEO CITY PANEL S6

7286 MDS DIRECT AUDIO CITY PANEL S6

ACCESSORIES

8856 FLUSH BOX S6

7066 SURFACE BOX S6

8829 JOINING BOLTS SET

MDS CITY



In order to mount a Cityline MDS CITY panel, it is required:

- The corresponding 4+N Cityline panel (with COMPLETE amplifier, see page 94) that has a viewer to place the MDS digitiser.
- 7460 MDS SKYLINE V digitiser
- Call extension packs ref. 2008 (8 apart.) or ref.2441 (16 apart.).

NOTE: For the programming, implementation and maintenance of an installation with more than 1 MDS CITY panel, a DIRECT keypad ref.7439 will be necessary.



ref.2532

2532 CITYMAX GUARD UNIT MDS DIRECT/CITY

Desktop support included. Surface installation. The MDS DIRECT/CITY system allows the connection to 1 Guard Unit.



ref.2443

2443 MDS DIRECT/CITY 1 ACCESS SWITCHER

One is required per additional video panel.

MDS DIGITAL

1. OUTDOOR PANEL **SKYLINE** PANEL

SKYLINE consists of 8 different-sized frames where different modules can easily be fitted. Modules come in 2 sizes, designated V and W. W modules is twice the size of V.

FRAMES

ref.7341 1V Series 1 130x128	ref.7332 2V Series 2 130x151	ref.7333 3V Series 4 130x199	ref.7334 4V Series 5 130x246	ref.7335 5V Series 6 130x294	ref.7336 6V Series 7 130x341	ref.7337 7V Series 8 130x389	ref.7338 8V Series 9 130x436,5	ref.7339 9V Series 10 130x486
---	---	---	---	---	---	---	---	--

VIDEO AND AUDIO MODULES W

ref.7406 Video W	ref.7400 Audio W
----------------------------	----------------------------

INFORMATIVE MODULES

ref.7445 Panoramic cardholder W	ref.7444 Panoramic cardholder V	ref.7448 OneToOne V
---	---	-------------------------------

METALLIC MODULES

ref.7443 Metallic complement W	ref.7442 Metallic complement V
--	--

ACCESS CONTROL

ref.7440 Proximity V

DIGITISER MODULE AND CALL KEYPAD

ref.7460 Digitiser Module	ref.7439 Direct Keypad W (panel without display)
-------------------------------------	---

ELECTRONIC DISPLAYS AND CALL KEYPAD MODULES

ref.7451 MDS Display W	ref.7447 MDS Digital Keypad W (panel with display)
----------------------------------	---

SKYLINE PANEL ACCESSORIES

If the configuration calls for more than one panel, a connection cable ref.2541 between them is needed (1 cable for each additional panel). The flush boxes can be joined laterally within the same SERIES by means of a joining bolts set (ref.8829). Select the corresponding flush box. If any additional accessory is required, consult CITYLINE/SKYLINE accessories table on page 39.

Dimensions: (width) x (height) x (depth) mm.



CITYLINE PANEL

CITYLINE is a monoblock concept panel. It is characterised by its curved profile and distinctive push buttons.

There are 9 different panel dimensions called "SERIES", all with the same width but different height and push button capacities.

Manufactured in a highly weather resistant anodized aluminium profile (IP43 IK7). The push buttons and displays are chromed zamak, the amplifier façade in aluminium and the interior protected by a stainless steel grid.

Push buttons are watertight designed and tested in the most demanding conditions to achieve great durability and reliability.

COLOUR CAMERA as standard. It includes LEDS for low lighting situations.



PUSH BUTTON CITYLINE PANELS

By means of the panels decoders (ref.2436), it is possible to call the General Concierge Units from restricted areas (swimming pool, gym, garages, social areas, etc.) or from inside the lifts.

SERIES 1 // Panel: 130x128 Flush box (ref.8851): 115x114x45



Panel dimensions S7: 130x341
Flush box dimensions S7: 115x328x45

CITYLINE

- 7297** MDS COLOUR DIGITAL VIDEO CITY PANEL S7
- 7301** MDS DIGITAL AUDIO CITY PANEL S7

SKYLINE AND CITYLINE ACCESSORIES

- 8857** FLUSH BOX S7
- 7067** SURFACE BOX S7
- 8257** DECORATIVE FRAME S7
- 8829** JOINING BOLTS SET
- 8406** CITY SINGLE HOOD S7
- 8414** CITY DOUBLE HOOD S7

Dimensions: (width) x (height) x (depth) mm.



ref.7448



INFORMATIVE MODULES AND COMPLEMENTS

7448 ONE-TO-ONE MODULE V

Device that gives information on how the door entry panel is operating by means of illuminated pictograms: Calling, in conversation, door open or busy channel. It facilitates visual information for people with hearing impairment.



ref.7444



ref.7442

7444 PANORAMIC CARDHOLDER V PANORAMIC CARDHOLDER V

Informative cardholder with lighting to personalise the building. It indicates the address or use as a resident and door codes directory needed in codified digital panels.

7442 SKYLINE METALLIC COMPLEMENT V

Made of the same material as the aluminium panels. It allows to cover gaps in the panel for future module installations.



PROXIMITY
400 USERS
ref.7440



ref.23361



ref.4515

ACCESS CONTROL MODULES

7440 SKYLINE PROXIMITY READER V

It allows to open the door when approaching a proximity card or keyring. It manages up to 400 identifiers in Stand-alone mode. It allows a programming keyboard (ref. 2306) to delete lost identifiers. Power supply 12Vac/cc. It allows door opening when approaching a proximity card to the module.

23361 EM FERMAX PROXIMITY CARD

4515 PROXIMITY KEYRING

2306 PRIVATE PROGRAMMING KEYPAD

It allows to delete lost identifiers.



ref.5291



ref.5259



ref.5231

5291 RF BASIC-MINI RECEIVER

To be installed in the panels interior. Remote opening from a remote control with high secured code.

5259 RF KEYSINGLE-MINI EMITTER

5231 RF KEYSINGLE-PLUS EMITTER 2 PUSH

CITYLINE/SKYLINE ACCESSORIES

	FLUSH BOX	SURFACE BOX	HOOD		MODULAR Frame*	CITY Frame		ANGULAR COMPLEMENT
			SIMPLE	DOUBLE		SIMPLE	DOUBLE	
S1	ref.8851 115x114x45	ref.7061 130x128x33	ref.8400 135x130	-	ref.9191 211x210	ref.8251 225x310	-	ref.8378
S7	ref.8857 115x328x45	ref.7067 130x341x33	ref.8406 135x345	ref.8414 265x345	ref.9197 211x424	ref.8257 225x450	ref.8430 355x460	ref.8384
S8	ref.8858 115x375x45	ref.7068 130x389x33	ref.8407 135x393	ref.8415 265x393	ref.9198 211x471	ref.8258 225x450	ref.8431 355x460	ref.8385
S9	ref.8982 115x420,5x45	ref.7069 130x436,5x33	ref.8480 135x440,5	ref.8483 265x440,5	ref.9199 211x519	ref.8259 225x495	ref.8474 355x500	ref.8386

* To make DOUBLE modular frames, add to the SINGLE frame a DOUBLE PANEL MODULAR FRAME KIT ref.9200 H:341mm.

* To make TRIPLE modular frames, add to the SINGLE frame a TRIPLE PANEL MODULAR FRAME KIT ref.9201 H:471mm.

Dimensions: (width) x (height) x (depth) mm.





MARINE ELITE

- 31725 MDS MARINE ELITE PANEL
- 4579 MARINE ELITE RAINHOOD FOR FLUSH BOX PANEL
- 4580 MARINE ELITE FLUSH BOX
- 4581 MARINE ELITE SURFACE BOX (WITH HOOD)



MANUFACTURING PROCESS OF MARINE PANELS



You can find the SPECIAL MARINE application form at: <https://fermax.com/intl-en/tools/special-panels>

2. ACCESS CONTROL READERS

Access control readers are considered by the Central Unit just as another access. Every central Unit (ref.2405) allows for the management of up to 1020 users of access control. The panel is supplied with the corresponding flush box. No switcher is required.



ref.6992



ref.6958

CITYLINE

Panel S1: 130x128 / Flush box S1 (ref.8948): 115x114x45.

6992 CITYLINE PROXIMITY READER

6958 CITYLINE WIEGAND MIFARE/EM PROXIMITY READER



ref.23361



ref.4515

PROXIMITY IDENTIFIERS



23361 EM FERMAX PROXIMITY CARD



2336 EM PROXIMITY CARD WITH MAGNETIC BAND



4515 PROXIMITY KEYRING



52750 PROXIMITY CARD MIFARE FERMAX



52740 PROXIMITY KEYRING FERMAX MIFARE

RF-Wiegand readers, fingerprint readers and resistant readers need a door controller (ref.4420) for each access.



ref.5296



ref.5293

RESISTANT

5296 RESISTANT PROXIMITY READER

5293 RESISTANT KEYPAD W/PROXIMITY



ref.5266



ref.5259



ref.5231

RADIOFREQUENCY

5266 RF-WIEGAND 12VDC RECEIVER

5259 RF KEYSINGLE-MINI EMITTER

5231 RF KEYSINGLE-PLUS EMITTER 2 PUSH

5232 RF KEYSINGLE-PLUS EMITTER 4 PUSH

3. GUARD UNIT



ref.2537

2537 MDS DIGITAL GUARD UNIT

Desktop support included. Surface installation. It includes a 4" graphic display that informs of all the events and actions of the installation: origin of call, type of call, call, call waiting, latest communication, etc.

The guard unit has 3 operation modes: day, night and mixed, and in the case of MDS Digital Installations, it can act as a panic reception centre. The guard unit can communicate with any access or home, and can establish communication between any 2 points of the installation (exclusively MDS installation).

4. CENTRAL UNIT



ref.2405



ref.2379

Essential at installations with MDS Digital panels.

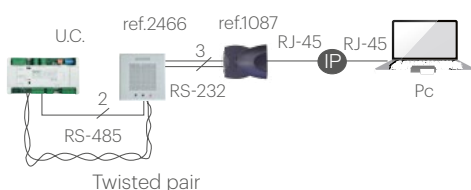
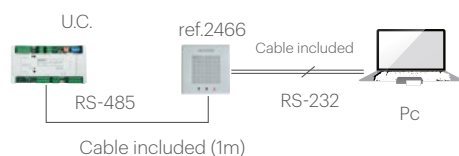
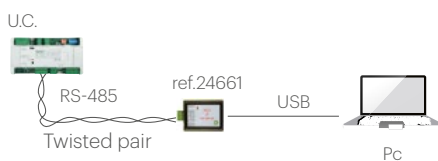
2405 1 ACCESS MDS CENTRAL UNIT

It manages up to 9.999 apartments and 1.020 access control users.

- In single blocks: manages up to 32 accesses (1 of them can be audio/video). For more audio/video accesses, switcher (ref.2379) every 2 accesses will be required.
- In condominiums: up to 31 accesses per Central Unit if the accesses are audio/video, 2-access switchers ref.2379 will be required. Includes WINCOM PLUS software for PC configuration. Includes memory for incidents record (A.C. applications).

2379 2 ACCESSES SWITCHER

It is necessary to connect more than one video panel/guard unit to C.U. Add 1 module for more than 1 additional panel/guard unit.



PC CONNECTION ACCESSORIES

24661 USB ADAPTOR TO RS485

Enables Central Unit programming by PC in FXL network. PC Connection by USB.

2466 PC DECODER PROGRAMMING MODULE

It enables Central Unit programming by PC (serial port).

1087 IP REMOTE MANAGEMENT MODULE

It is connected to the Central Unit by means of the adaptor ref.2466. Allows communication between the management computer and the installation using the computer network (Ethernet), avoiding additional wiring.

5. POWER SUPPLY



ref.4813



ref.4830



ref.4812



ref.2060

COMMON ELEMENTS FOR ALL MDS SYSTEMS

4813 POWER SUPPLY DIN6 100-240VAC/12VDC-2A

It requires: 1 unit for each Central Unit and up to 6 accesses; or 1 unit for every 10 VDS decoders or audio decoders, depending on the distance and cable cross-section used. DIN6 format.

4830 POWER SUPPLY 18Vdc/3,5 A DIN6

It requires: 1 unit for each 40 monitors or 1 unit for each 4 monitors per apartment. DIN6 format.

4812 POWER SUPPLY DIN6 100-240VAC/18VDC-1,5A

To increase the number of monitors in homes. Requires: 1 unit for every 2 additional monitors per home. DIN6 format.

For functioning of the power unit if the electricity supply fails, it is necessary to connect it to an adapter, to which a battery is connected. Compatible with any type of standard lead acid battery.

2060 BATTERY ADAPTOR 12VDC (DIN6)

1021 EMERGENCY MODULE 18Vdc

6. DOOR LOCK RELEASE



540

540 SERIES Consumption		
N,A	12Vac	560mA
N-412	12Vdc	250mA



990

990 SERIES Consumption		
N	12Vac	250mA
	12Vdc	250mA

For other models see Lock Release section.

67501 UNIV. LOCK RELEASE 990N-P22 MAX 10-24Vac/dc

10-24 Vac/dc.

6750 UNIV. ELECTRIC STRIKE 990N MAX 10-24Vdc/ac

Normal operation. 12Vdc or 12Vac. Standard issue with adjustable MAX latch bolt. Requires short shield (S ref.2973 or P22 ref.2894) or large (M ref.2893).

30701 LOCK RELEASE 540N-412-S MAX

Normal operation and short shield. 12Vdc.

7. ACCESSORIES



ref.2339

2339 MDS REPEATER

To regenerate digital BUS signal from panels or decoders transmitted through the twisted pair wires of the installation. DIN10.

1345 FIBER OPTICS CONVERTER

For transmission of MDS signals (audio, video and data) through a fiber optics cable (single-mode fiber with FC/PC connectors). Includes Tx, Rx and power supply.



ref.2424

2424 MDS 4-WAYS AUDIO DECODER

2425 MDS 8-WAYS AUDIO DECODER

2436 4-PANELS DECODER

1 unit per 4 panels 4+N of up to 2 push buttons. For installation in lifts or garages, in order to make calls to concierge. DIN10.



ref.2436

2466 PC DECODER PROGRAMMING MODULE

24661 USB ADAPTOR TO RS485



ref.2419

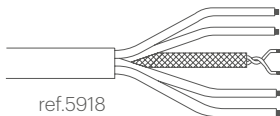
2418 MDS 4-WAYS VIDEO DISTRIBUTOR

2419 MDS 8-WAYS VIDEO DISTRIBUTOR

2429 8 MDS/AC+ SENSOR DECODER. DIN10

2430 8 MDS/AC+ RELAY DECODER. DIN10

1 unit per 8 relay outputs for activation of an electrical device of up to 2A, 250V.

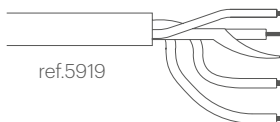


ref.5918

All cables are supplied in 100 metres rolls. Orders must be multiples of 100.

5918 DECODER-PANEL-FXL CENTRAL UNIT BUS CABLE (100M)

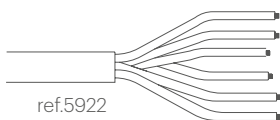
4 wires 1mm²+1 twisted pair shielded of 2 x 0,5 mm².



ref.5919

5919 VIDEO BUS CABLE (100M)

3 wires of 1mm²+1 coaxial of 75 Ohms.



ref.5922

5922 DECODER-TELEPHONE CONNECTION CABLE (100M)

6 wires of 0,5mm².

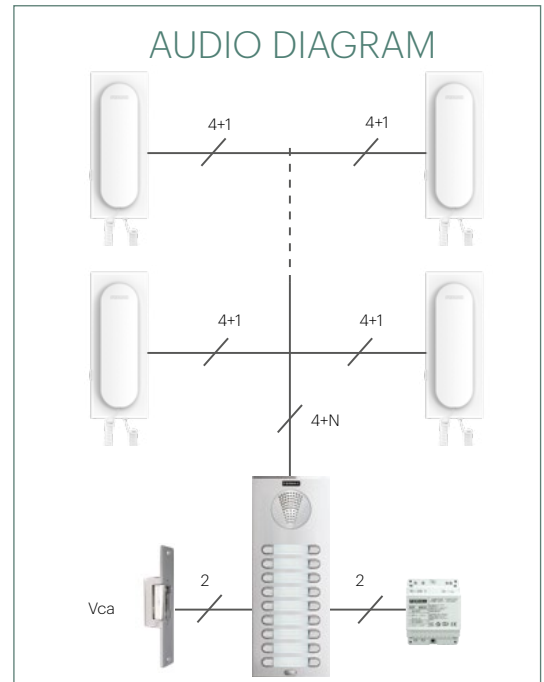
8. MONITORS AND TELEPHONES

4+N telephones. Check out the Analogue section page 98.

VDS monitors and telephones. Check out the VDS section page 79.

THE ANALOGUE SYSTEM USES 4 COMMON WIRES FOR THE ENTIRE INSTALLATION PLUS 1 CALL (OR CALL RETURN) WIRE PER HOME (4+N). N IS THE NUMBER OF HOMES.

- It is recommended in small/medium-sized buildings, 7 accesses maximum.
- The AMPLIFIER includes volume potentiometer, both outdoor panel-monitor and monitor-outdoor panel, to adjust the optimal volume.



SYSTEM FEATURES

Wiring	4+N
Number max. of homes	Unlimited. As much as call wires
Number max. of outdoor panels	7
Central Unit	No
Maximum distance	Limited. Depends on cable type
Communication privacy outdoor panel-home	No
Indoor terminal programming	Programming of indoor terminal not required
Voice message in amplifier	Only in building amplifiers
Colour camera	No. Only audio.

Available **two models of amplifiers**:

- Kit or Basic Amplifier.**
- Building or Complete Amplifier.**

The **Basic** or **Kit** model includes:

- 1) Electronic call with standard FERMAX ring tone.
- 2) Illumination connection for push buttons and cardholders.
- 3) 4+N terminal strip.
- 4) Potential-free relay for door release connection.
- 5) Audio control on the panel and in the home.

The **Complete model**, in addition to the functions in the Basic model, includes:

- 1) Possibility of selecting the type of call (electronic or buzzer).
- 2) Possibility of selecting type of installation: FERMAX (parted grounds) or Universal (common ground).
- 3) Voice synthesiser with the message 'The door is open' up to 32 languages.
- 4) Connector for outdoor panels in MDS system.
- 5) Second call tone (Cp2).
- 6) Possibility to connect the One-to-One module (ref.7448) for people with hearing impairment.

The One-to-One module with induction loop (ref.7452) is not compatible with the 4+N system.

- 7) In CITYLINE panels, the cardholder lighting is always activated as standard.

In CLASSIC panels, the Complete or Building model, the cardholder is as default without lighting, but the amplifier has a push button which illuminates the cardholders while the button is pressed.


SKYLINE consists of 9 different-sized frames where different modules can easily be fitted. Modules come in 2 sizes, designated V and W. W modules is twice the size of V.

FRAMES



ref.7341 1V Series 1 130x128	ref.7332 2V Series 2 130x151	ref.7333 3V Series 4 130x199	ref.7334 4V Series 5 130x246	ref.7335 5V Series 6 130x294	ref.7336 6V Series 7 130x341	ref.7337 7V Series 8 130x389	ref.7338 8V Series 9 130x436,5	ref.7339 9V Serie 10 130x486
---	---	---	---	---	---	---	---	---

<p>AUDIO</p>  <p>ref.7400 Complete W*</p> <p>ref.7399 Basic V</p>	<p>DOUBLE PUSH BUTTONS</p>  <p>ref.7369 8 PUSH. 2x4 W</p> <p>ref.7370 4 PUSH. 2x2 V</p> <p>ref.7374 2 Push. 2x1 V</p>	<p>SINGLE PUSH BUTTONS</p>  <p>ref.7365 4 PUSH. 1x4 W</p> <p>ref.7366 2 PUSH. 1x2 V</p> <p>ref.7373 1 PUSH. 1x1 V</p>
---	--	---

<p>INFORMATIVE MODULES</p>  <p>ref.7445 Cardholder W</p> <p>ref.7444 Cardholder V</p> <p>ref.7448 OneToOne V</p>	<p>STAND-ALONE ACCESS CONTROL</p>  <p>ref.7438 Direct Keypad W</p> <p>ref.7440 Proximity V</p>
---	---

ACCESSORIES



ref.7443
Metallic complement W

ref.7442
Metallic complement V

SKYLINE PANEL ACCESSORIES

See accessories page 39.

If the configuration requires more than one panel, you will need a connection cable ref.2540 between the panels (1 cable for each additional panel). The flush-mounted boxes must be joined laterally with a set of flush-mounted joining bolts (ref.8829). Select the flush box corresponding to the panel series.

Ref.2540 SKYLINE 4+N 3H CONNECTION CABLE

Note: Read more about the Complete amplifier functions on the page 94.

1. OUTDOOR PANEL



CITYLINE PANEL

CITYLINE is a monoblock concept panel. It is characterised by its curved profile and distinctive push buttons.

There are 9 different panel dimensions called "SERIES", all with the same width but different height and push button capacities.

It is manufactured in a highly weather resistant **anodised aluminium profile** (IP43 IK7). The push buttons and displays are chromed zamak, the amplifier frontal in aluminium and the interior is protected by a stainless steel grid.

The watertight push buttons are designed and tested in the most demanding conditions to achieve great durability and reliability.

PUSH BUTTON CITYLINE PANELS

Select the panel according to the number of apartments. In case that several flush boxes of the same size are combined, it will be necessary to use the Joining Bolts Set (ref.8829).

SERIES 1 // Panel: 130x128

Flush box (ref.8851): 115x114x45



ref.70701
1 Push.

ref.70001
2 Push.

SERIES 4 // Panel: 130x199

Flush box (ref.8854): 115x185x45



ref.70731
3 Push.

ref.70741
4 Push.

ref.70031
6 Push.

ref.70041
8 Push.

SERIES 5 // Panel: 130x246

Flush box (ref.8855): 115x233x45



ref.70121
10 Push.

ref.70131
12 Push.

SERIES 6 // Panel: 130x294

Flush box (ref.8856): 115x280x45



ref.70221
14 Push.

ref.70231
16 Push.

SERIES 7 // Panel: 130x341

Flush box (ref.8857): 115x328x45




ref.70321
18 Push.

ref.70331
20 Push.

SERIES 8 // Panel: 130x389

Flush box (ref.8858): 115x375x45



ref.71141
22 Push.

ref.71151
24 Push.

Dimensions: (width) x (height) x (depth) mm.



CITYLINE CLASSIC PANEL

Cityline Classic is the range of audio door entry panels for small buildings. It stands out for its design, versatility and curved-convex profile. There are 9 continuous profile series, all of them the same width but with different heights and button capacities.

- The **PANELS** are made of highly weather-resistant anodised aluminium. A cellular rubber waterproof seal, ensures perfect fitting of the panel in the wall, preventing water from getting in.
- The **METAL PUSH BUTTONS** have a rounded shape, to keep with the curved profile of the panel. They can be double or single. The amplifier emits a confirmation sound when the button is pressed.
- The **AMPLIFIER** is manufactured in SMD (Surface Mounting Device) and subject to a process of tropicalisation to withstand the most adverse weather conditions. It has: front button for lighting of card-holders, volume controls in both directions for optimum sound level free from feedback, call confirmation sound, voice synthesiser in different languages, etc.

NOTE: These panels include the Complete or Building amplifier. (See page 94 to find out the differences compared to the Basic or Kit amplifier).

SERIES 1 // Panel: 130x128

Flush box (ref.8851): 115x114x45



ref.8500
1 Push.

ref.8501
2 Push.

SERIES 4 // Panel: 130x199

Flush box (ref.8854): 115x185x45



ref.8592
3 Push.

ref.8593
4 Push.

ref.8590
6 Push.

ref.8591
8 Push.

SERIES 5 // Panel: 130x246

Flush box. (ref.8855): 115x233x45



ref.8620
10 Push.

ref.8621
12 Push.

SERIES 6 // Panel: 130x294

Flush box (ref.8856): 115x280x45



ref.8660
14 Push.

ref.8661
16 Push.

SERIES 7 // Panel: 130x341

Flush box (ref.8857): 115x328x45



ref.8700
18 Push.

ref.8701
20 Push.

SERIES 8 // Panel: 130x389

Flush box (ref.8858): 115x375x45



ref.8740
22 Push.

ref.8741
24 Push.

Dimensions: (width) x (height) x (depth) mm.

SKYLINE/CITYLINE/CITYLINE CLASSIC PANEL ACCESSORIES


If several flush-mount panels from the same series are combined, they can be joined laterally with a joining bolts set (ref.8829). Select the flush box corresponding to the series of the panel.

	S1	S2	S3	S4	S5	S6	S7	S8	S9	S10
Flush box	ref.8851 115x114x45	ref.8852 115x138x45	ref.8853 115x162x45	ref.8854 115x185x45	ref.8855 115x233x45	ref.8856 115x280x45	ref.8857 115x328x45	ref.8858 115x375x45	ref.8982 115x420,5x45	ref.8983 115x471x45
Classic surface box	ref.8951 130x128x33	ref.8952 130x151x33	ref.8953 130x175x33	ref.8954 130x199x33	ref.8955 130x246x33	ref.8956 130x294x33	ref.8957 130x341x33	ref.8958 130x389x33	ref.8984 130x436,5x33	
City/Skyline surface box	ref.7061 130x128x33	ref.7062 130x151x33	ref.7063 130x175x33	ref.7064 130x199x33	ref.7065 130x246x33	ref.7066 130x294x33	ref.7067 130x341x33	ref.7068 130x389x33	ref.7069 130x436,5x33	ref.7081 130x486x33
Simple hood	ref.8400 135x130	ref.8401 135x155	ref.8402 135x177,5	ref.8403 135x203	ref.8404 135x250	ref.8405 135x300	ref.8406 135x345	ref.8407 135x393	ref.8480 135x440,5	ref.8481 135x488
Simple frame	ref.8251 225x310	ref.8252 225x310	ref.8253 225x375	ref.8254 225x375	ref.8255 225x375	ref.8256 225x450	ref.8257 225x450	ref.8258 225x450	ref.8259 225x495	ref.8264 225x543

2. TELEPHONES

			3431 UNIVERSAL VEO TELEPHONE
VEO	EXTRA	BASIC	3426 VEO 4+N TELEPHONE
			Dimensions: 82x214x43mm
			3394 EXTRA LOFT 4+N TELEPHONE
			Dimensions: 85x220x40mm
			80447 BASIC CITYMAX 4+N TELEPHONE
PALACE	ref.3749		8084 PALACE CITYMAX TELEPHONE (PEARL)
			Dimensions: 80x210x60mm
			3749 VEO/LOFT TELEPHONE DESKTOP SUPPORT
			3388 UNIVERSAL DECORATIVE FRAME. 120X240
			3389 UNIVERSAL LARGE DECORATIVE FRAME. 210X240
			 3441 LOFT HANDSET WITH INDUCTIVE LOOP
ref.3389	ref.3388		3443 VEO HANDSET WITH INDUCTIVE LOOP

3. DISTRIBUTORS/SWITCHERS



ref.8811

- 88231** POWER SUPPLY/VOLTAGE DISTRIBUTOR
- 8811** AUDIO AUTOMATIC SWITCHER
- 8819** 1/W AUDIO AUTOMATIC SWITCHER
- 9017** BUS MULTIWAY SWITCHER

4. POWER SUPPLY



ref.4802




ref.4800

FOR AUDIO INSTALLATION

- 4802** POWER SUPPLY DIN4 230VAC/12VAC-1A
- 4800** POWER SUPPLY DIN4 230VAC/12VAC-1,5A

5. DOOR LOCK RELEASES



- 67501** LOCK RELEASE 990N-P22 MAX
- 30711** LOCK RELEASE 540N-S MAX
- 1821** LOCK RELEASE 540AB-S MAX
- 67524** UNIV. LOCK RELEASE 990A-S MAX

6. ACCESSORIES



ref.4545



ref.2040

- 4545** TELEPHONE INTERFACE




ref.8053



ref.2340

- 2040** ELECTRONIC CALL EXTENSION BELL
- 2068** BUZZER EXTENSION CALL
- 8053** 4+N/MDS LIGHT OR BUZZER COMMANDER
- 2340** 4+N/MDS CALL MULTIPLIER



ref.2013



ref.29001

- 2013** ADDITIONAL FUNCTIONS RELAY
- 88101** DOUBLE CONTACT RELAY 18Vdc
- 29001** TIMER



LOCK RELEASE



Solutions for accesses
Flush mounted and surface

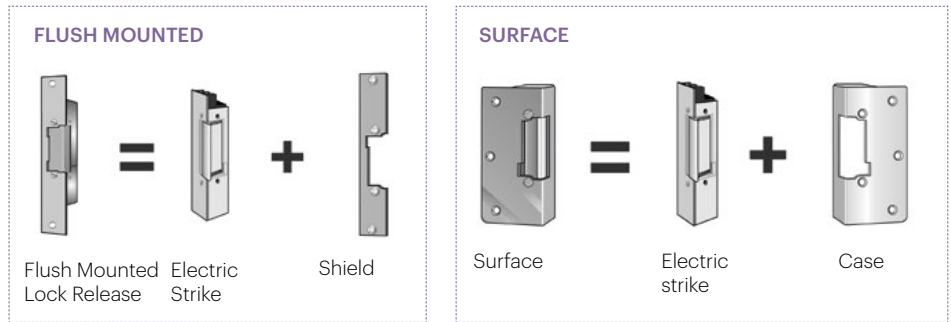
FERMAX

LOCK RELEASE

FLUSH MOUNTED. SURFACE

CHARACTERISTICS

An electric **DOOR LOCK RELEASE** basically consists of an electrical strike and a shield or case, depending on the installation system (flush mounted or surface).



OPERATION MODES

NORMAL OPERATION N

Allows door opening while the lock is powered.

N	12 Vac activation
N-412	12 Vdc activation
N-424	24 Vdc activation

INVERTED OPERATION N-500

Allows door opening while power to the lock release is off.

N-512	12 Vdc activation
N-524	24 Vdc activation

AUTOMATIC OPERATION A

Ab (Sliding automatic) and Aa (Invisible automatic)

Enables door opening with a short electric pulse. The lock release is automatically blocked when the door is closed again.

A Automatic operation.

A	12 Vac activation
A-412	12 Vdc activation
A-424	24 Vdc activation

Ab Sliding automatic operation.

Lets you slide the automatic function with the MAX latch setting.

Ab	12 Vac activation
Ab-412	12 Vdc activation

Aa Invisible automatic operation.

The automatic pin is suppressed to allow an easier fit to the mechanical lock. A very short electrical pulse is recommended.

Aa	12 Vac activation
Aa-412	12 Vdc activation

ADDITIONAL OPERATION

- Unlocking lever - D

The lock release with D in its description indicates the addition of a manual release lever which inhibits its function, which inhibits its operation, allowing free access.

D

ND Normal operation with release.
AD Automatic operation with release.

- Built-in microswitch - CTC.

Allows monitoring of door status (open/closed). Suitable for security systems.

CTC

- Adjustable latch bolt-MAX


Allows a perfect fit between latch and bolt in the lock, with a 4mm margin. To order a MAX lock release, please add an 8 to the end of the reference of the compatible lock.

MAX

Dimensions: (width) x (height) x (depth) mm.

1. FLUSH MOUNTED DOOR LOCK RELEASE

NORMAL OPERATION N




990 Series Consumption	
N	12Vac: 250mA; 12Vdc: 250mA 24Vac: 500mA; 24Vdc: 560mA
N-512	12Vdc: 175mA
MAX	+2mm

N	12 Vac activation
N-412	12 Vdc activation
N-424	24 Vdc activation

UNIVERSAL 10-24Vac/dc

- 67501** UNIV. LOCK RELEASE 990N-P22 MAX (short shield P22)
- 67511** UNIV. LOCK RELEASE 990ND-P22 MAX (short shield P22)
- 6750** ELECTRIC STRIKE 990N MAX
- 1813** ELECTRIC STRIKE 990ND MAX
- 1814** ELECTRIC STRIKE 990ND TOPMAX
- 67500** ELECTRIC STRIKE 990N CTC MAX
- 1817** UNIV. LOCK RELEASE 990N-L22 MAX (large shield L22)



540 Series Consumption	
N,A	560mA
N-412	250mA
N-512	200mA
A-424	180mA
MAX	+3mm

300 Series Consumption	
N-412	180mA
MAX	+4mm

STANDARD 12Vac

- 30711** LOCK RELEASE 540N-S MAX (short shield S)
- 28341** LOCK RELEASE 540ND-S MAX (short shield S)
- 1777** ELECTRIC STRIKE 540N MAX
- 1799** ELECTRIC STRIKE 540ND MAX

STANDARD 12Vdc

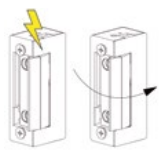
- 30701** LOCK RELEASE 540N-412-S MAX (short shield S)
- 30591** LOCK RELEASE 540ND-412-S MAX (short shield S)
- 1782** ELECTRIC STRIKE 540ND-412 MAX

BASIC

- 29588** LOCK RELEASE 300N-412-S MAX (short shield S)

NOTE: The electric strike requires a S short shield (ref.2973) or M large (ref.2893). For 990 series, it's recommended a P22 short (ref.2894) shield.

INVERTED OPERATION N-500



Allows door opening while power to the lock release is off.

- N-512 12 Vdc activation
- N-524 24 Vdc activation

UNIVERSAL 12Vdc

- 6780** ELECTRIC STRIKE 990N-512 MAX
- 67800** ELECTRIC STRIKE 990N-512 CTC MAX

STANDARD 12Vdc

- 64801** LOCK RELEASE 540N-512-S MAX (short shield S)
- 1794** ELECTRIC STRIKE 540N-512 MAX

NOTE: D-Unlocking lever, CTC-Built-in microswitch, MAX-Adjustable latch bolt, P22-Short shield 22mm wide, S-Short shield 25mm wide, L22-Large shield 22mm wide.

AUTOMATIC OPERATION A

Ab (Sliding automatic) and Aa (Invisible automatic)

Enables door opening with a short electric pulse. The lock release is automatically blocked when the door is closed again.



A Automatic operation.

- A 12 Vac activation
- A-412 12 Vdc activation
- A-424 24 Vdc activation



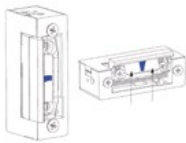
Aa **Invisible** automatic operation.

The automatic pin is suppressed to allow an easier fit to the mechanical lock.

A very short electrical pulse is recommended.

Aa 12 Vac activation

Aa-412 12 Vdc activation




Ab **Sliding** automatic operation.

Lets you slide the automatic function with the MAX latch setting.

Ab 12 Vac activation


Ab-412 12 Vdc activation



990 Series Consumption	
N	12Vac: 250mA; 12Vdc: 250mA 24Vac: 500mA; 24Vdc: 560mA
N-512	12Vdc: 175mA
MAX	+2mm

UNIVERSAL 12-24 Vac/dc

- 67521** LOCK RELEASE 990A-P22 (short shield P22)
- 67524** LOCK RELEASE 990A-S MAX (short shield S)
- 1824** LOCK RELEASE 990Ab-P22 MAX (short shield P22)
- 1823** LOCK RELEASE 990Ab-L22 MAX (large shield L22)
- 67531** LOCK RELEASE 990AD-P22 MAX (short shield P22+unlock.lever)
- 67532** LOCK RELEASE 990AD-L22 MAX (large shield P22+unlock.lever)
- 6752** ELECTRIC STRIKE 990A MAX
- 6753** ELECTRIC STRIKE 990AD MAX (unlocking lever)



540 Series Consumption	
N,A	560mA
N-412	250mA
N-512	200mA
A-424	180mA
MAX	+3mm

STANDARD 12 Vac

- 30691** LOCK RELEASE 540A-S MAX (short shield S)
- 28201** LOCK RELEASE 540AD-S MAX (short shield S+unlock.lever)
- 1821** LOCK RELEASE 540Ab-S MAX (short shield S)
- 28151** LOCK RELEASE 540Aa-S MAX (short shield S)
- 64551** LOCK RELEASE 540AbD-S MAX (short shield S+unlock.lever)
- 1812** ELECTRIC STRIKE 540Ab MAX
- 1780** ELECTRIC STRIKE 540Aa MAX
- 1811** ELECTRIC STRIKE 540AbD MAX (unlocking lever)
- 1781** ELECTRIC STRIKE 540AaD MAX (unlocking lever)

STANDARD 12Vdc

- 1820** LOCK RELEASE 540Ab-412-S MAX
- 1810** ELECTRIC STRIKE 540Ab-412 MAX
- 1728** ELECTRIC STRIKE 540Aa-412 MAX
- 1727** ELECTRIC STRIKE 540AaD-412 MAX (unlocking lever)

NOTE: D-Unlocking lever, CTC-Built-in microswitch, MAX-Adjustable latch bolt, P22-Short shield 22mm wide, S-Short shield 25mm wide, L22-Large shield 22mm wide.

2. SURFACE DOOR LOCK RELEASE

NORMAL OPERATION N

2001 SERIES



ref.2923

2003 SERIES



ref.2940

2000 Series consumption		
N	12Vac	980mA

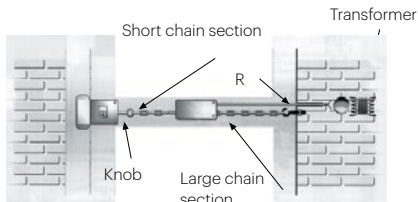
WITHOUT DEADBOLT ENTRY 12 Vac

- 2923** LOCK RELEASE N-2001 CHROME
- 2940** LOCK RELEASE N-2003 ANODIZED ALUM.
- 2984** LOCK RELEASE 8000N WITH CHAIN
- 3064** LOCK RELEASE PN (PANIC BAR)
- 2879** ELECT. RIM LOCK 962-DOUBLE KEY+PUSH BUTTON

WITH DEADBOLT ENTRY 12 Vac

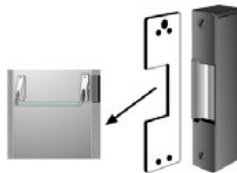
- 3004** LOCK RELEASE 6000N GREY
- 30701** LOCK RELEASE 540N-412-S MAX (short shield S)
- 30591** LOCK RELEASE 540ND-412-S MAX (short shield S)
- 1782** ELECTRIC STRIKE 540ND-412 MAX

8000 SERIES (with chain) ref.2984



8000 Series consumption		
N	12Vac	980mA

P SERIES (anti-panic) ref.3064



P Series consumption		
N	12Vac	980mA

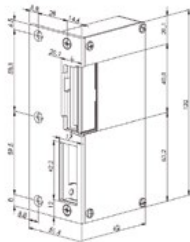
962 SERIES ref.2879



962 Series consumption		
N	12Vac	850mA
N	12Vdc	1.7A
15W / 18W		

AUTOMATIC OPERATION A

6000 SERIES



6000 Series consumption		
N.A	12Vac	980mA

6000A DIN left

WITH DEADBOLT ENTRY 12 Vac

- 3005** LOCK RELEASE 6000A GREY
- 3006** LOCK RELEASE 6000AD GREY

Dimensions: (width) x (height) x (depth) mm.

3. SPECIAL DOOR LOCK RELEASE

INVERTED OPERATION N-500

ELECTROMAGNETICS



ref.3050

ELECTROMAGNETIC consumption	
12Vdc	500mA
24Vdc	250mA



ref.30521



ref.28371



700 SERIES
ref.1086

3050 FLUSH. ELECTROMAGNETIC 300KG

Electromagnetic lock release, flush mounted, inverted operation 12/24Vdc LED+CTC.

30521 SURF. ELECTROMAGNETIC 300KG

Electromagnetic lock release, surface mounted, inverted operation 12/24Vdc LED+CTC.

30781 BRACKE TL3 (for ref. 30521)

30791 BRACKET DOUBLE Z (for ref.30521)

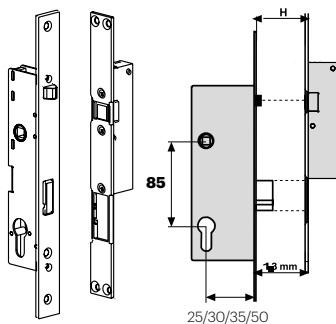
28371 U BRACKET (for ref.30521)

1786 ELECTRIC DROPBOLT 700N-512/524

Electric Dropbolt locks are commonly used locks which are compatible with virtually any access control system. Inverter operation.

AUTOMATIC OPERATION A. 12VAC

850 SERIES



ref.3101 / ref.3102

850 Series consumption:	
12Vdc	1.350mA
12Vac	990mA

3101 SEG.850/50 A AUTOMATIC LOCK

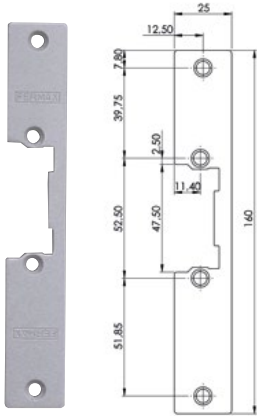
3102 SEG.850/25 A AUTOMATIC LOCK

When the door is closed, the bolt is passed automatically with no need for keys.

Dimensions: (width) x (height) x (depth) mm.

ACCESSORIES

Shield S



ref.2973

2987



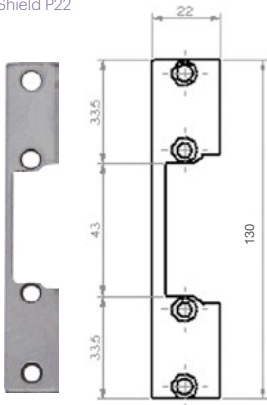
FLUSH MOUNTED LOCK RELEASE

- 2973 S-TYPE GREY SHORT SHIELD
- 2893 M-TYPE GREY LARGE SHIELD
- 2894 P22-TYPE SHORT SHIELD
- 2892 L22-TYPE GREY SHIELD
- 2975 G-TYPE GREY LARGE SHIELD (36mm)
- 2985 GE-TYPE GREY LARGE SHIELD (12mm)

SURFACE LOCK RELEASE (SHIELD)

- 2987 SHIELD TYPE-2006 GREY

Shield P22

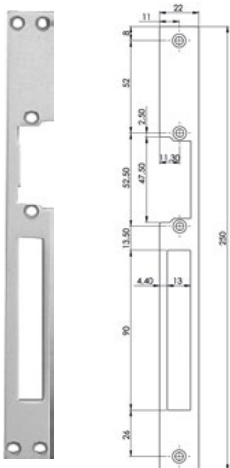


ref.2894

FOR ALL TYPE OF LOCK RELEASE

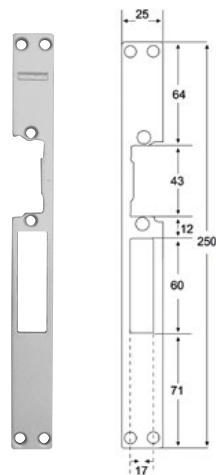
- 2913 2C DOUBLE CONTACT (WHITE)
- 7776 2CN DOUBLE DOOR CONTACT (BLACK)
- 2922 3C TRIPLE DOOR CONTACT
- 3083 X1 FLEXIBLE CONDUIT (30cm)
- 4800 POWER SUPPLY DIN4 230VAC/12VAC-1,5A
- 4802 POWER SUPPLY DIN4 230VAC 12VAC/1A
- 4813 POWER SUPPLY DIN6 100-240VAC/12VDC-2A
- 1076 MC740 G2 MAGNETIC CONTACT

Shield L22



ref.2892

Shield GE



ref.2985

Contact 2C

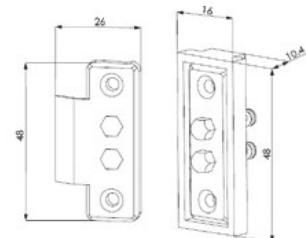
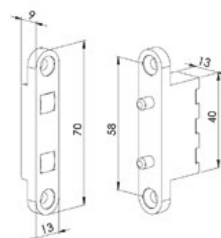


ref.2913

Contact 2CN



ref.7776





ACCESS CONTROL



Solutions for
restricted areas

FERMAX

FERMAX

Resistant

Anti-vandal access control range

Maximum robustness IP66 IK9



REF.5238

RESISTANT MEMOKEY KIT

Memokey + Proximity Resistant is a stand-alone anti-vandal access control unit with integrated keypad and contactless proximity reader that lets you manage up to 600 users.



REF.5237


RESISTANT PROXIMITY KIT

Proximity Resistant is a stand-alone anti-vandal access reader with capacity for up to 1000 cards due to its connection to external controller (ref.5276).

1. ACCESS CONTROL KITS



ref.4905

4905 EM CITYLINE PROXIMITY KIT 		
Authentication: Proximity (EM)	Aesthetic: Cityline	Controller: Integrated
Authorisations: Master card	Users: 400	
Includes reader (ref.6992), power supply 12Vca/1A (ref.4802), 5 cards EM (ref.23361) and 1 keyring EM (ref.4515).		
Optional	5276 MINI STAND-ALONE CONTROLLER (External controller, 1000 Users, remote control IR)	





ref.4906

4906 CITYLINE MEMOKEY KIT		
Authentication: PIN	Aesthetic: Cityline	Controller: Integrated
Authorisations: Master PIN	Users: 100	
Includes keypad (ref.6991) and power supply 12Vca/1A (ref.4802).		





ref.5238

5238 RESISTANT MEMOKEY KIT  		
Authentication: Pin/Proximity (MIFARE/EM)	Aesthetic: Resistant	Controller: Integrated
Authorisations: PIN Master	Users: 600	
Includes keypad (ref.5293), power supply 12Vca/1A (ref.4802), 3 cards MIFARE (ref.52750) and 2 keyring MIFARE (ref.52740). Authentication options: PIN only, Proximity only, PIN+Proximity.		
Optional	5276 MINI STAND-ALONE CONTROLLER (External controller, 1000 Users, remote control IR, secure door)	



ref.5237

5237 RESISTANT PROXIMITY KIT  		
Authentication: Proximity (MIFARE/EM)	Aesthetic: Resistant	Controller: External
Authorisations: IR Remote control	Users: 1000	
Includes Proximity reader (ref.5296), Controller with IR remote control (ref.5276), power supply 12VCC/2A (ref.4813), 3 cards MIFARE (ref.52750) y 2 keyring MIFARE (ref.52740).		



ref.5249

5249 RF 868MHZ SYSTEM KIT FOR SHOPS		
Authentication: RF	Aesthetic: Other	Controller: Integrated
Authorisations: Prog.button	Users: 500	
It includes receiver (ref.5250), power supply 12Vca/1A (ref.4802) and 3 remote controls (ref.5259).		

2. READERS AND KEYPADS

INTEGRATED CONTROLLER



ref.6992




ref.6991





ref.5293



ref.5250

6992 EM CITYLINE PROXIMITY READER 		
Authentication: Proximity (EM)	Aesthetic: Cityline	Controller: Integrated
Authorisations: Master card	Users: 400	

6991 CITYLINE MEMOKEY		
Authentication: PIN	Aesthetic: Cityline	Controller: Integrated
Authorisations: PIN Máster	Users: 100	

5293 RESISTANT KEYPAD W/PROXIMITY  		
Authentication: PIN/Proximity (MIFARE/EM)	Aesthetic: Resistant	Controller: Integrated
Authorisations: PIN Master	Users: 600	
Optional 5276. CONTROLLER MINI (C.External, 1000 users, control remote IR)		

5250 RF BASIC-2B RECEIVER		
Authentication: RF	Aesthetic: Other	Controller: Integrated
Authorisations: Prog.button	Users: 500	

EXTERNAL CONTROLLER

The following devices only have a **Wiegand** output and require a stand-alone External mini Controller ref. 5276:



ref.6958




ref.5296





ref.5190



ref.5266

6958 CITYLINE WG MIFARE/EM PROXIMITY READER  		
Authentication: Proximity (MIFARE/EM)	Aesthetic: Cityline	Controller: External

5296 EM/MIFARE WIEGAND RESISTANT PROXIMITY READER  		
Authentication: Proximity (EM/MIFARE)	Aesthetic: Resistant	Controller: External

5190 WIEGAND CITYLINE KEYPAD		
Authentication: PIN	Aesthetic: Cityline	Controller: External

5266 RF-WIEGAND RECEIVER 12VDC		
Authentication: RF	Aesthetic: Other	Controller: External


ACCESSORIES

4813 POWER SUPPLY DIN6 100-240VCA 12VCC/2A	1076 MC740 G2 MAGNETIC CONTACT
67501 UNIVERSAL LOCK RELEASE 990N-P22 MAX 12-24Vcc/ca	7061 CITYLINE SURFACE BOX S1 (130X128X33 mm)
67524 UNIVERSAL LOCK RELEASE 990A-S 12-24Vcc/ca	7062 CITYLINE SURFACE BOX S2 (130x151x33 mm)
5287 FLUSH MOUNTED PUSH BUTTON (2 WIRES)	8851 FLUSH BOX S1 (115x114x45 mm)
5288 SURFACE MOUNTED PUSH BUTTON (2 WIRES)	8852 FLUSH BOX S2 (115x138x45 mm)
5207 CONTACTLESS PUSH BUTTON FLUSH MOUNTED (4 WIRES)	5234 USB INKEY-MINI FINGERPRINT READER
5208 CONTACTLESS PUSH BUTTON SURFACE BOX	24661 USB ADAPTOR TO RS485



inkey
 MINI FERMAX



5233 INKEY MINI IP FINGERPRINT READER 		
Authentication: Fingerprint/Proximity (MIFARE)	Aesthetic: Other	Controller: Integrated
Authorisations: PC	Users: 5000	
Free fingerprint management software. IP65 protection degree. Surface-mounted installation indoor or outdoor. Fingerprint cloning via USB flash drive.		
Optional	5234.	USB INKEY MINI FINGERPRINT READER
	2013.	ADDITIONAL FUNCTIONS RELAY
	5276	MINI STAND-ALONE CONTROLLER (External controller, 1000 users, remote control IR, secure door)

KITS. THIS GUIDE WILL HELP YOU CHOOSE THE RIGHT PRODUCT FOR YOUR INSTALLATION

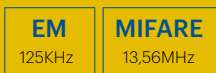
1 How will the **user** be identified?

PROXIMITY



6992
EM

5296
MF/EM



PIN CODE



6991/5190

5293
MF/EM

FINGERPRINT



5233
MF

RF



5250

User identification by **keyrings or cards**.
Also available on certain models of keypads .

2 How many **users** will need to be managed?



3 Which **aesthetic** do you prefer?

RESISTANT



CITYLINE



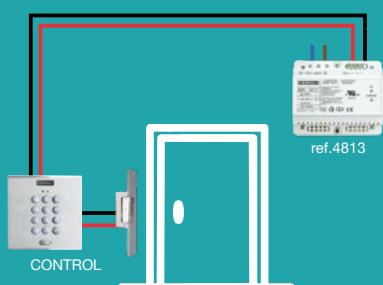
SKYLINE

See DUOX PLUS section
Integration with video
door entry system

4 Do you need to increase the **security** of the door?

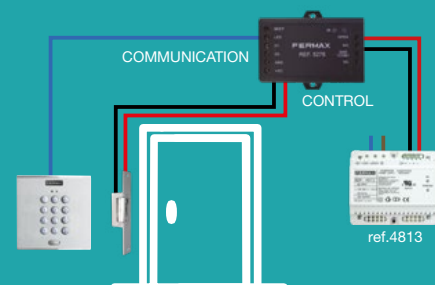
NO Devices with internal controller

- They have a relay for a direct control of the electric lock release.
- Number of users according to each equipment.
- Management of the users by card, PIN... master.



YES Devices with external controller ref. 5276

- They have communication with the equipment that controls the door: secured door. The keypad/reader does not have wiring to the rear of the door lock.
- Extended number of users: 1000 users.
- User management via IR control.











Summary



Authentication	Technology Proximity	Users	Aesthetic	Controller	Ref.	Kit
Proximity	EM	400	Cityline	Integrated	6992	4905
PIN Code		100	Cityline		6991	4906
PIN + Proximity Code	Mifare/EM	600	Resistant		5293	5238
RF		500	-		5250	5249
Fingerprint + Proximity	Mifare	5000	Inkey Mini		5233[1]	
Proximity	EM	1000	Cityline	External (ref. 5276)	6992	4905
Proximity	EM/Mifare		Cityline		6958	
	EM/Mifare		Resistant		5296	5237
PIN Code			Cityline		5190	
PIN + Proximity Code	Mifare		Resistant		5293	5238
RF			-		5266	
Fingerprint + Proximity	Mifare		Inkey Mini		5233	

[1] Although it has a relay, it is necessary to connect an External relay to control a door release. It is recommended to use ref. 2013 relay.

Identifiers

EM 		MIFARE (MF) 		RF 868Mhz	
KEYRING	CARD	KEYRING	CARD	REMOTE CONTROL	
4515	23361	52740	52750	5259	5231
					

3. AC-MAX ACCESS CONTROL SYSTEM



Complete system for users management from PC, both locally and remotely by means of a free PC software.

Free software available at www.fermax.com



ADVANCED FEATURES

- Real-time event logging.
- Remote software management: configuration, registration/cancellation of users, etc.
- Timetable control.
- Anti-passback, occupancy limitation, automations.

ADVANTAGES



Easy to install and competitive kit format



Assistant that guides the installer through the process of creating their own configuration



Visual management of accesses via IP network with site map

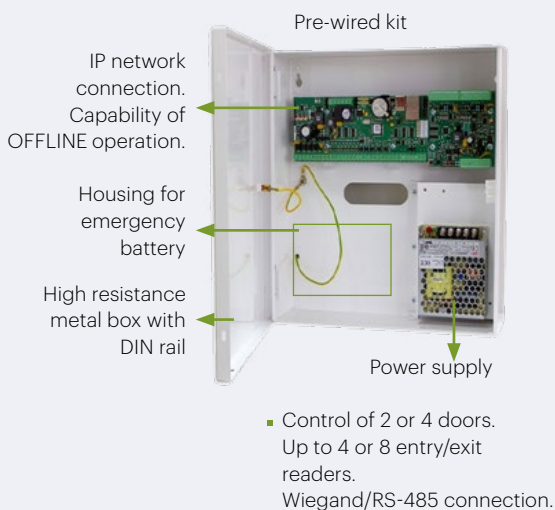


Integrated fingerprint readers which are managed using the same software



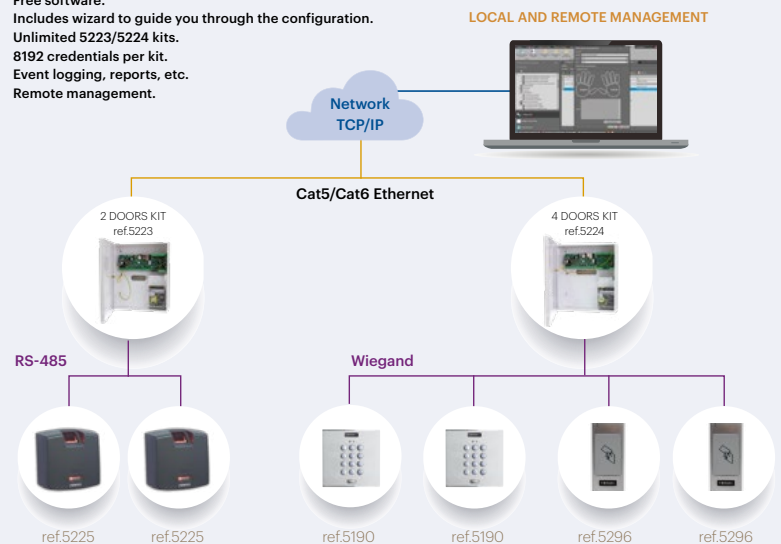
Allows events to be registered in customisable formats

2 OR 4 DOORS KIT



BASIC SCHEME

Free software. Includes wizard to guide you through the configuration. Unlimited 5223/5224 kits. 8192 credentials per kit. Event logging, reports, etc. Remote management.

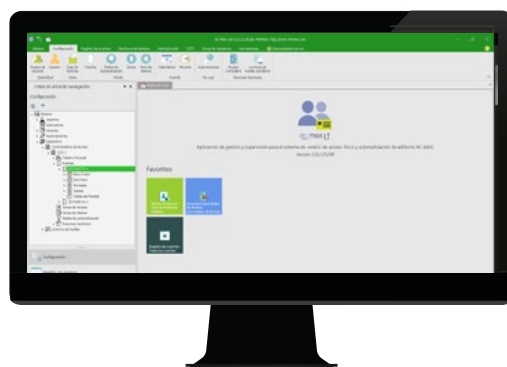
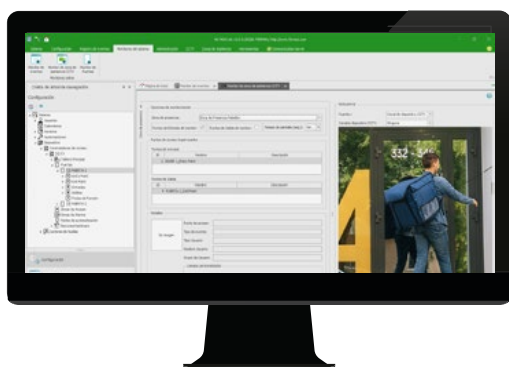


AC-MAX LT SOFTWARE

One single free software with all common required functions already built-in: system configuration, management of users, roles and credentials, log of events, reports, integration of CCTV cameras, occupancy limit&count,...

“ST version” also available, with advanced functionalities.

Available languages: Spanish, English, Portuguese, French, German, Dutch.



SOFTWARE FEATURES	LT 2.0
CAPACITY	
Licences required	NO
No. of doors	no limits
No. of users/central	8.192
No. of central units	no limits
No. of relays	no limits/ 128 per controller
No. of sensors	no limits/ 128 per controller
No. of events	8.000.000
BASIC FUNCTIONS	
Configuration Wizard	NO
Real time event monitoring	YES
Reports	YES
Built-in fingerprint enrolment	YES
Site Map	NO*
Software remote door opening	YES
Local Antipassback	YES
Different operator profiles	YES
Access Zones	YES
Occupancy limit	YES
Occupancy count	YES
List of persons in a zone	YES
Alarm zones	YES
Automations	YES 8 auto- mations
Credential expiry date	YES
Different credentials per user	YES

SOFTWARE FEATURES	LT 2.0
ADVANCED FUNCTIONS	
Limited number of accesses per user	NO
Global Antipassback	NO*
Perimetral zones	NO*
Client/Server installation	YES
Multi company partition	NO*
Different projects management	YES
Internet remote management	YES
Time & Attendance	Basic
Basic visit management	NO
Design/Print prox cards	NO*
Advanced authorization	NO*
Authentication policies	YES
Asset management	NO*
Email alerts	NO*
Fire Alarm inputs	NO*
INTEGRATION	
External Database	YES
CCTV video stream reception	YES
API	YES*
Lift Control	NO*

* Check availability with ST 2.0 version



KITS

5223	2-DOOR AC-MAX CONTROLLER KIT
Includes metal box with power supply, an IP controller unit and a 2 door expander. Dimensions: 295x285x90. Power supply: 3,6 A.	
5224	4-DOOR AC-MAX CONTROLLER KIT
Includes metal box with power supply, an IP controller unit and a 4 door expander. Dimensions: 325x305x100. Power supply: 5,4 A.	
5296	RESISTANT PROXIMITY READER

For projects with more than 4 doors: just connect the desired number of kits to the same IP network. They are managed from a single software by IP.

Accessories

6958 MIFARE CITY READER Wiegand	5293 PROX. RESISTANT KEYPAD Wiegand	5190 CITYLINE KEYPAD Wiegand	5266 RF RECEIVER Wiegand	5225 FINGERPRINT READER RS-485
--	--	---	---	---

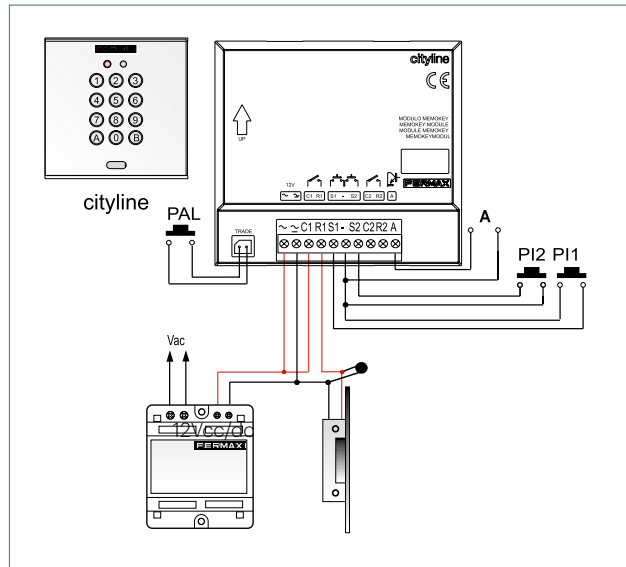


5222	LIFT CONTROL 8 FLOOR KIT
5201	EXPANDER 8 INPUTS / 8 OUTPUTS (EXP8-IO)
5221	L.C. 8 FLOORS LICENCE EXTENSION
5209	METAL BOX FOR LIFT CONTROL The 5222 kit includes a 5221 licence for the control of up to 8 plants. This kit can accommodate a maximum of 2x additional ref. 5201. From the ninth floor upwards, include one 5201 + 5221 for each additional 8 floors.
1608	AC-MAX LICENCE DONGLE (KEY6-USB)
5171	SINGLE DOOR LICENCE (COMPANY)
5172	SINGLE PARTITION LICENCE (MULTI-COMPANY) Ref. 1608 is installed on the PC hosting the CS software. Licences 5171 and 5172 are loaded onto the 1608 key using the software.
5204	DESKTOP PROXIMITY READER AC-MAX (KEY3-USB)

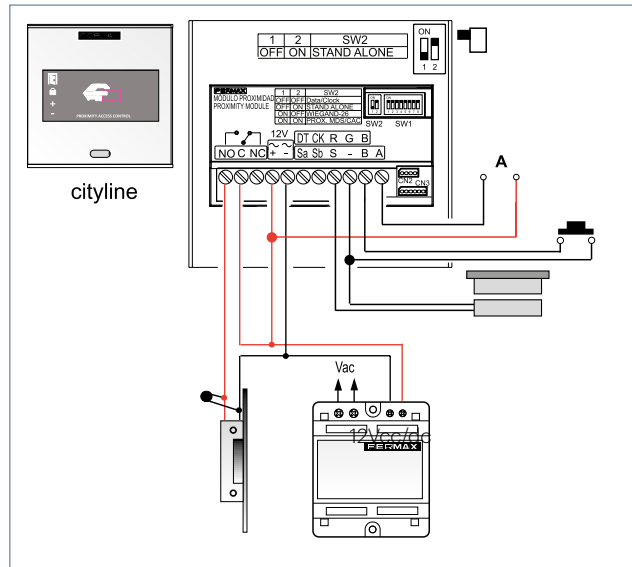
MIFARE (MF)		RF 868Mhz	
KEYRING	CARD	REMOTE CONTROL	
52740	52750	5259	5231

DIAGRAM. KITS WITH INTEGRATED CONTROLLER

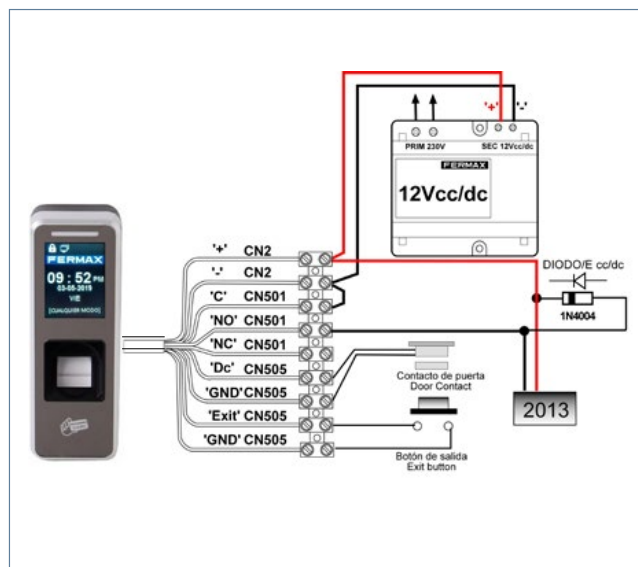
KEYPAD



PROXIMITY



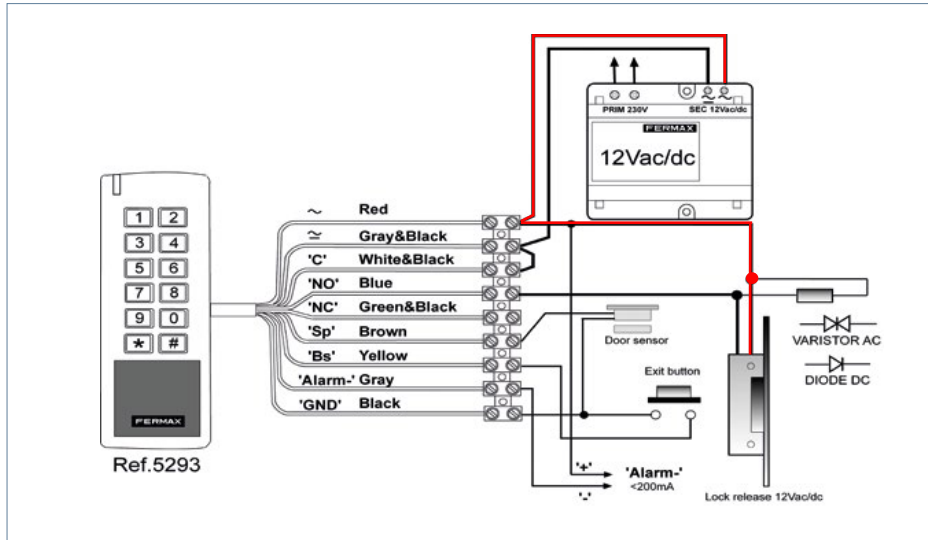
FINGERPRINT



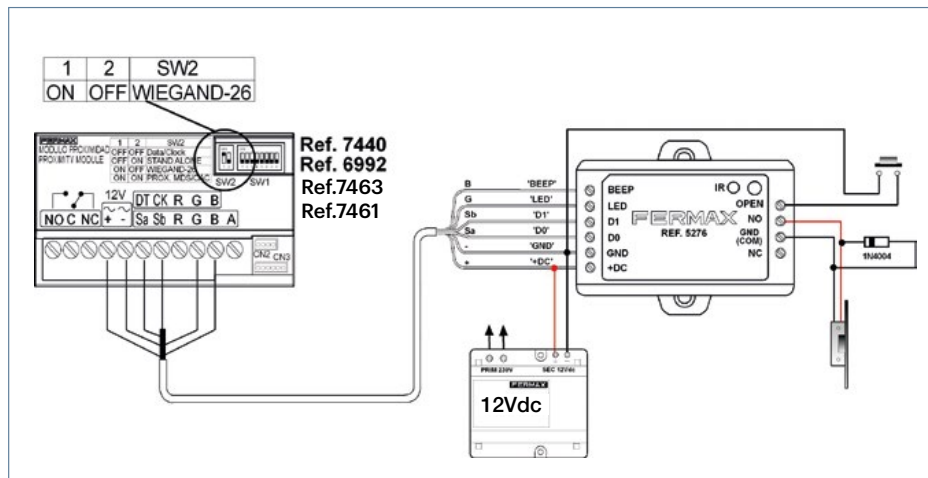
ACCESS CONTROL

DIAGRAM. KITS

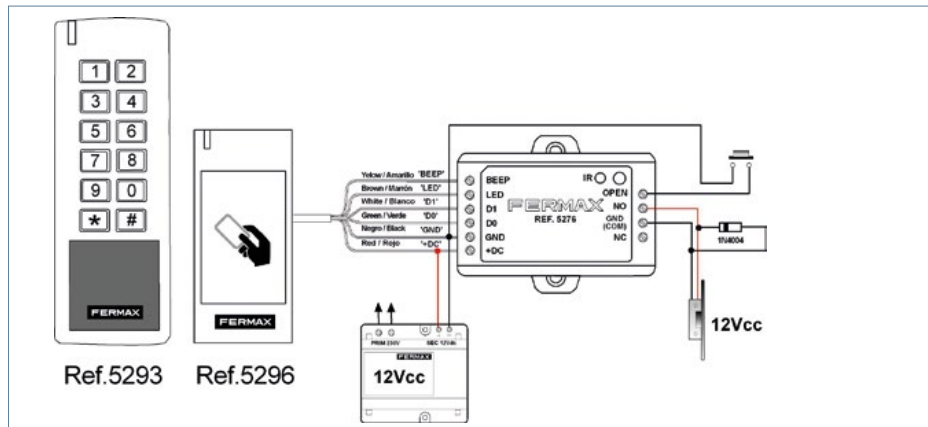
RESISTANT KEYPAD WITH INTEGRATED CONTROLLER



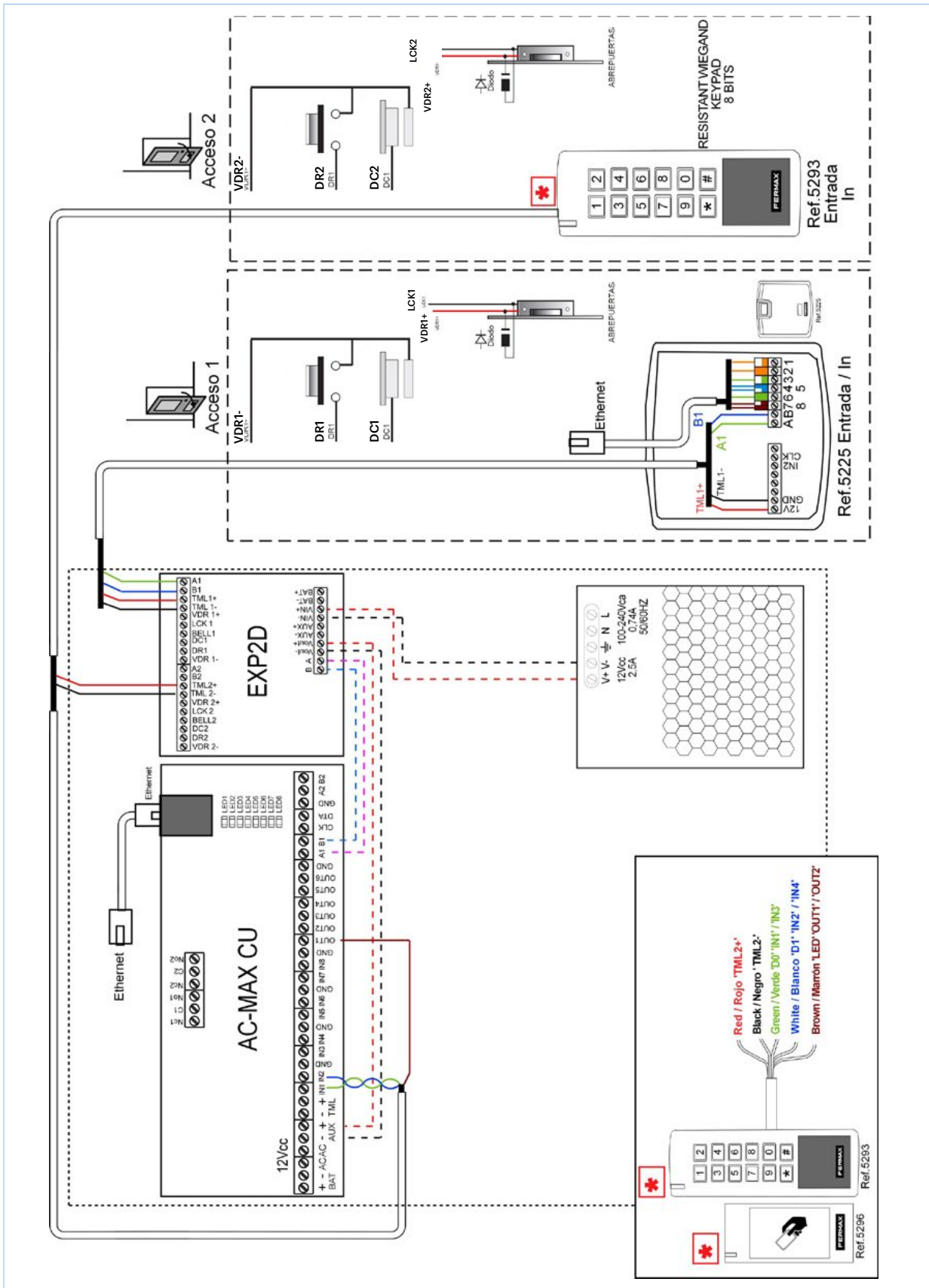
WITH EXTERNAL CONTROLLER CITY READER WITH MINI CONTROLLER



WG READERS



AC-MAX DIAGRAM





TECHNICAL INFORMATION



Tables and diagrams

FERMAX

WAY VIDEO KITS FEATURES

PL²
Plug&Play

Technology
⊕ 2 wires



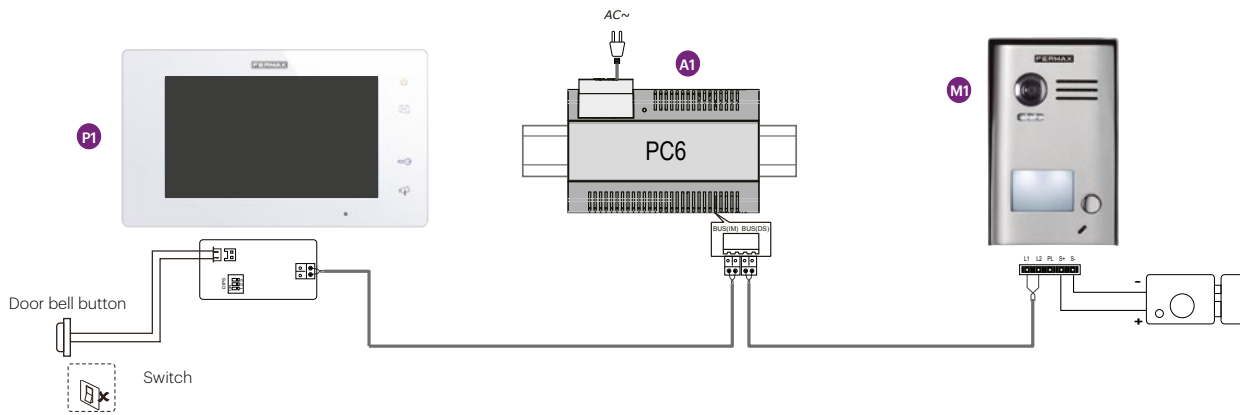
2 WIRES WAY VIDEO KITS	WAY-FI KIT 1431	WAY KIT 1401/1402
OUTDOOR PANEL		
Finish	Aluminium	Zamak
Mounting	Surface	
Output +12Vdc for lock release	Yes	
Recommended lock release	Normal lock release with unlocking and adjustable latch 990ND-P22 MAX (ref.67511)	
Free potential contact	Yes	
Angular camera	(Horizontal=119°, Vertical=89°)	(Horizontal=93°, Vertical=71°)
Camera resolution (H x V)	300 x 220 (CMOS 900 TVL)	425 x 350
Voice synthesiser ("The door is...")	-	
Integrated access control	-	
Compatible with relay for 2nd door opening	Relay integrated in amplifier	Yes (relay ref.1418)
Hood included	Yes	
IP	44	43
Dimensions mm (with hood)	164x94x34	95x155x39
Possibility to add 2nd panel	Yes (no additional device required)	Yes, (up to 3 additional panels, 4 in total, with 1 Switcher/WAY Distr. ref. 1419)
Operating temperature	[-25°C, +70°C]	
MONITOR		
Conversation mode	Hands-free	
Screen	7" touch	
Operating temperature	[-20°C, +70°C]	
Screen resolution (V x H)	1024 x 600 pixels	800 x 480 pixels
Auto-on	Yes	
Capture of images	Yes (100 photos without SD, 1.000 with SD)	Yes (118 photos)
Call history (with date and hour)	Yes	
Intercommunication	Yes	
Call divert to a smartphone	Yes	-
Operation in WI-FI or 3G/4G mode	Yes	-
Video recording (SD card not included)	Yes	
Melodies	16	20
Contrast control	Yes	
Volume control and "Do not disturb" function	Yes	
Doormatic	-	
Door bell	Yes	
Additional functions	-	
Compatibility with telephone interface	-	
Compatibility with surveillance cameras	Yes (1 additional analogue camera in each outdoor panel, total 2)	-
Dimensions (mm)	222x154x10	225x137x17

Dimensions: (width) x (height) x (depth) mm.

WAY VIDEO KITS DIAGRAM

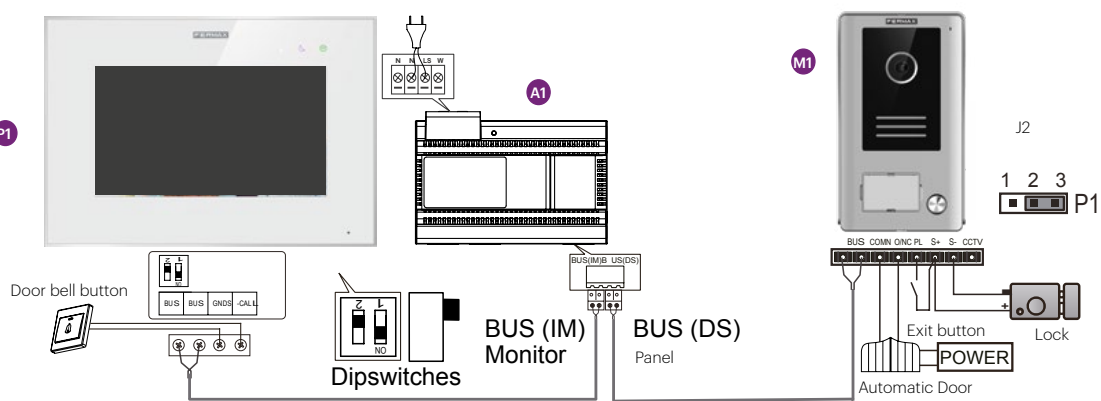
WAY KIT (ref.1401) 1 WIRE

- P1** WAY 1/W Panel (ref.1416).
- A1** Power Supply KIT WAY DIN8 26Vdc-2A (ref.1410).
- M1** WAY 7" TFT COLOUR Monitor (ref.1412).



WAY-FI KIT (ref.1431)

- P1** WAY-FI/1W Panel (ref.1438).
- A1** Power Supply KIT WAY-FI DIN8 26Vdc-2A (ref.1440).
- M1** WAY-FI 7" TFT COLOUR Monitor (ref.1436).



iPhone



Android






To pair the mobile device to the WAY-FI video door entry follow the steps in our video-tutorial.

DUOX PLUS VIDEO KITS FEATURES



DUOX PLUS VIDEO KITS	VEO-XL WIFI KIT	VEO-XS WIFI KIT	VEO WIFI KIT	VEO-XS WIFI MARINE KIT	VEO-XS WIFI MARINE BLACK KIT
	9471 9472	94511 94521	94411 94421	50731	50831
OUTDOOR PANEL					
Finish	Aluminium and chromed zamak			316L Stainless Steel	
Mounting	Flush mounted (Optional: surface with its corresponding box)				
Output +12Vdc for lock release	Yes				
Recommended lock release	Normal lock release with unlocking and adjustable latch 990ND-P22 MAX (ref.67511)				
Free potential contact	Yes				
Wide angle camera	(Horizontal=100°, Vertical=80°)				
Voice synthesiser ("The door is...")	Yes				
Integrated access control	-				
Accessibility icons	-				
IP/IK	IP43 IK07			IP65 IK09	
Panel dimensions (mm)	130x128			150x180	
Flush box dimensions (mm)	115x114x45			130x160x55	
MONITOR					
Conversation mode	Hands-free		With handset	Hands-free	
Screen	7" (panoramic 16:9)		4,3" (panoramic 16:9)		
Flush mounted possibility	-				
Push buttons	Mechanical				
Auto-on	Yes (up to 3 panels)				
Photocaller (capture of images)	Yes (up to 150 photos)				
Melodies	5				
Contrast control	Yes				
Volume control and Do not disturb function	Yes				
Date and hour control	Yes				
Doormatic	Yes	-		Yes	
Door bell	Yes				
Additional functions	2 (F1, F2)				
Call forwarding to smartphones and tablets	Yes				
Video surveillance cameras	No				
Dimensions (mm)	185x185x21	125x165x21	200x200x21	125x165x21	
Decorative frame	ref.3389 (210x240)	ref.3388 (120x240) or ref.3389 (210x240)	ref.3389 210x240	ref.3388 (120x240) or ref.3389 (210x240)	

Dimensions: (width) x (height) x (depth) mm.

				
VEO-XS WIFI MARINE ONE-TO-ONE KIT	VEO WIFI ONE-TO-ONE KIT	VEO WIFI MEMOVIS. KIT	VEO-XS WIFI MEMOVIS. KIT	VEO-XL WIFI MEMOVIS. KIT
50731	49081	49071	49121	49171
316L Stainless Steel		Aluminium and chromed zamak		
Flush mounted (Optional: surface with its corresponding box)				
Yes				
Normal lock release with unlocking and adjustable latch 990ND-P22 MAX (ref.67511)				
Yes				
Yes (Horizontal=100°, Vertical=80°)				
Yes				
-		Yes, keypad		
Yes		-		
IP65 IK09		IP43 IK07		
150x240		130x199		130x246
130x220x55		115x185x45		115x233x45
Hands-free		With handset		Hands-free
		4,3" (panoramic 16:9)		7" (panoramic 16:9)
-				
Mechanical				
Yes (up to 3 panels)				
Yes (up to 150 photos)				
5				
Yes				
Yes				
Yes				
Yes		-		Yes
Yes				
2 (F1, F2)				
Yes				
No				
125x165x21		200x200x21		125x165x21
ref.3388		ref.3389		ref.3388
(120x240)		210x240		(120x240) or
or ref.3389				ref.3389
(210x240)				(210x240)

DUOX PLUS VIDEO KITS DIAGRAM

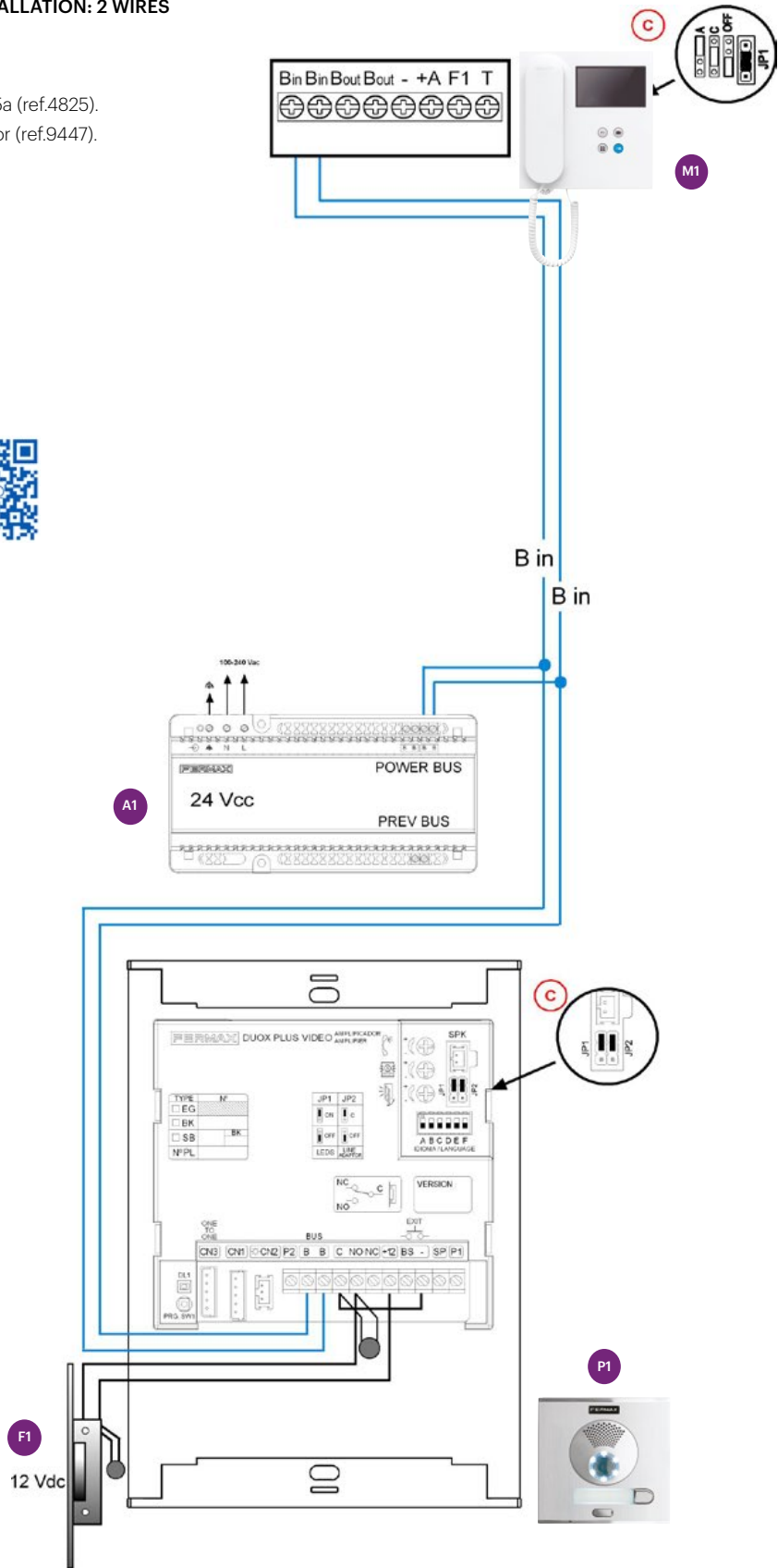
DUOX PLUS VIDEO KIT (REF. 94411). INSTALLATION: 2 WIRES

- P1** DUOX PLUS CITYLINE panel.
- F1** Lock release 12Vac/dc (ref.67511)*.
- A1** Power supply unit+filter din10 24vdc-2.5a (ref.4825).
- M1** VEO WiFi Monitor (ref.9446) + Connector (ref.9447).

*Not included in the kit.

For more information about DUOX PLUS,
see the technical books available at:
<https://fermax.com/intl-en/documents>

If you want to follow the pairing
process from a video, scan this
code >>



DUOX PLUS PANELS FEATURES

SKYLINE GENERAL FEATURES	
Panel	Modular. 2 module sizes (V, W). Total: 27 modules.
Finish	Extruded aluminium curved-convex profile and anodised finish. Injected zamak and chromed finish on push buttons, keypads and tops.
IP / IK	IP43 / IK07
Operating temperature	[-25°C, +70°C]
Installation / Mounting	Flush mounted/Surface. Select the corresponding box separately.
Support to installer during cabling process	Hinges for lateral or frontal folding of the outdoor panel.
Ledge on the wall (flush mounted)	19 mm
Ledge on the wall (surface mounted)	33 (Surface box) + 19 (Panel) mm
Width	130 mm
Height	8 series
Fixing screws	Frontal (2 screws). Hidden by FERMAX logo and inferior stopper.
Complements	Single and double hood; single and double frame; single, double and triple modular frame; single angular complement.

CITYLINE PANEL FEATURES	
Panel	Monoblock panel. Composed by independent modules to facilitate the maintenance. Curved-convex profile extruded aluminium and anodised finish.
Finish	Injected zamak and chromed finish push buttons, keypads and stoppers.
IP / IK	IP43 / IK07
Operating temperature	[-25°C, +70°C]
Installation / Mounting	Flush/Surface mounted. Select the corresponding box separately.
Support to installer during cabling process	Hinges for lateral or frontal folding of the outdoor panel.
Ledge on the wall (flush mounted)	19 mm
Ledge on the wall (surface mounted)	33 (surface box) + 19 (panel) mm
Width	130 mm
Height	9 series
Fixing screws	Frontals (2 screws). Hidden by FERMAX logo and inferior stopper.
Complements	Single and double hood; single and double frame; single, double and triple modular frame; single angular complement.

MARINE GENERAL FEATURES	
Panel	Monoblock panel. It is composed of independent models for facilitating the maintenance.
Finish	AISI 316L Stainless steel (2,5 mm thick) / Vandal-proof stainless steel push buttons.
IP / IK	IP65 / IK09
Operating temperature	[-25°C, +70°C]
Installation / Mounting	Flush/Surface. Select the corresponding box separately
Ledge on the wall (flush mounted)	2,5 mm
Ledge on the wall (surface mounted)	55 mm (surface box without hood)+ 2,5 (panel) mm
Width	150 mm
Height	4 series
Fixing screws	Frontal and vandal-proof screws.
Complements	Single hood for flush box.

DUOX PLUS MONITORS FEATURES

GENERALS FEATURES	9445	9448	9468
Technology	DUOX PLUS (Full digital. 2 non polarised wires)		
Audio/video system	Audio/Colour video		
Mounting	Surface: order connector ref.9447		
Desktop support	ref.9410	ref. 9420	
Handset with magnet to facilitate the hang up	Yes	-	
Hands-free communication	-	Yes	
Optional communication: press-to-talk	-	Yes	
Induction loop version	Yes (ref. 9455)	Yes (ref. 9458)	Yes (ref. 9478)
Screen dimensions	4,3" (Panoramic 16:9)		7" (Panoramic 16:9)
Screen resolution (H x V)	480x272		800x480
Colour of the product	Matt White		
Number of push buttons	4	5	
Kind of push buttons	Mechanical		
Number of leds for light indicators	1	3	
TERMINAL ADDRESS PROGRAMMING			
From the indoor terminal	From OSD menu		
From the outdoor panel or guard unit	Yes		
From the outdoor panel through the door bell (outside the residence)	Yes		
FEATURES			
Automatic picture capture when visitors call (Photocaller)	Yes (1 photo/call, up to 150 photos, 320x240 pixels)*		
Guard Unit call	Yes (from the door opener button)		
Auto-on	Yes (up to 3 panels)		
OSD menu	Yes		
Additional function F1	Yes (sending of negative and/or command)		
Additional function F2	Yes (only sending of negative)		
Door bell	Yes		
Connection for additional devices (call extension, light/buzzer activator)	Yes (ref. 2040, ref. 2438, ref. 3267, ref. 3233)		
Additional terminals on the same address	Yes, max. 2 add. terminals (add. p.supply can be required)		
Doormatic (automatic door release for offices, etc.)	-	Yes (configurable up to 12h)	
CONTROLS			
Date and time	Yes		
Ring tone selection	Yes (5)		
Call volume control	Yes (10 levels by OSD menu)	Yes (10 levels by OSD menu and sliding wheel)	
"Do Not Disturb" function	Yes (by OSD menu)		
Audio volume control	Yes (10 levels by OSD menu)	Yes (10 levels by OSD menu and sliding wheel)	
Adjustment of brightness, contrast and colour	Yes (by OSD menu)		
TECHNICAL FEATURES			
Product dimensions (width x height x depth) mm	200x200x23	125x165x21	185x185x21
Time to answer or open the door since the call is done	30 s.		
Conversation time	90 s.		
Conversation privacy	Yes		
Voltage	18-24Vdc		
Maximum consumption (W)	4,56	4,5 (18 with the inductive loop on)	4,8 (19,2 with the inductive loop on)
Standby consumption (W)	0,86	0,86	1,03
Working temperature (°C)	[-5°C, +40°C]		
Humidity	[0%, 90%]		
Connections	Bin, Bin, Bout, Bout, -, +A, F1, T		
Line adaptor included in the monitor (jumper JP1 positions: OFF (as default), A, C)	Yes (position as default: OFF)		

* This function can be activated by the user. Deactivated as default.

DUOX PLUS WIFI MONITORS FEATURES

GENERAL FEATURES	9446	9449	9469
Technology	DUOX PLUS (Full digital. 2 non polarised wires)		
Audio/video system	Audio/Video colour		
Mounting	Surface: order connector ref.9447		
Desktop support	ref.9410	ref. 9420	
Handset with magnet to facilitate the hang up	Yes	-	
Hands-free communication	-	Yes	
Optional communication: press-to-talk	-	Yes	
Induction loop version	Yes (ref. 9456)	Yes (ref. 9459)	Yes (ref. 9479)
Screen dimensions	4,3" (Panoramic 16:9)		7" (Panoramic 16:9)
Screen resolution (H x V)	480x272		800x480
Colour of the product	Matt White		
Number of push buttons	4	5	
Kind of push buttons	Mechanical		
Number of leds for light indicators	2	4	
TERMINAL ADDRESS PROGRAMMING			
From the indoor terminal	From OSD menu		
From the outdoor panel or guard unit	Yes		
From the outdoor panel through the door bell (outside the residence)	Yes		
FEATURES			
Automatic picture capture when the visitor calls (Photocaller)	Yes (1 photo/call, up to 150 photos, 368 x 288 pixels)*		
Guard unit call	Yes (from the door opener button)		
Auto-on	Yes (with 3 outdoor panels)		
OSD menu	Yes		
Additional function F1	Yes (sending of negative and/or command)		
Additional function F2	Yes (only sending of negative)		
Apartment door bell differentiated from the outdoor panel	Yes		
Connection for additional devices (call extension, light/buzzer activator)	Yes (ref. 2040, ref. 2438, ref. 3257, ref. 3233)		
Additional terminals on the same address	Yes, max. 2 add. terminals (add. p.supply can be required)		
Doormatic (automatic door release for offices, etc.)	-	Yes (configurable up to 12h)	
CONTROLS			
Date and time	Yes		
Ring tone selection	Yes (5)		
Call volume control	Yes (10 levels by OSD menu)	Yes (10 levels by OSD menu and sliding wheel)	
"Do Not Disturb" function	Yes (by OSD menu)		
Audio volume control	Yes (10 levels by OSD menu)	Yes (10 levels by OSD menu and sliding wheel)	
Adjustment of brightness, contrast and colour	Yes (by OSD menu)		
TECHNICAL FEATURES			
Product dimensions (width x height x depth) mm	200x200x23	125x165x21	185x185x21
Time to answer or open the door since the call is done	30 s.		
Conversation time	90 s.		
Conversation privacy	Yes		
Voltage	18-24Vdc		
Maximum consumption (W) (paired and connected)	4,9	5,4 (18,96 with the inductive loop on)	6,48 (19,2 with the inductive loop on)
Standby consumption (W)	1,44	1,3	1,44
Working temperature (°C)	[-5°C, +40°C]		
Humidity	[0%, 90%]		
Connections	Bin, Bin, Bout, Bout, -, +A, F1, T		
Line adaptor included in the monitor (jumper JP1 positions: OFF (as default), A, C)	Yes (position as default: OFF)		

* This function can be activated by the user. Deactivated as default.

DUOX PLUS WIFI MONITORS FEATURES

CALL FORWARDING (BLUE APP FORFOR SMARTPHONES & TABLETS)

Call forwarding to smartphones and tablets	Yes (App Compatible with iOS>=11; Android>=6)
Connectivity	WiFi 2,4GHz
Pairing of the monitor with the WiFi router of the house.	Once the App is installed, the user must register first. Pairing by scanning a QR code in the monitor menu
Maximum number of apartments that can be managed from the App	No limit
Maximum number of smartphones/tablets where call divert from the same house can be used.	10 (including administrator's and invited user's devices)
Maximum number of users that can be invited by the administrator	5
Calls reception	Audio and Video from outdoor panels/concierge units. With pre-view before audio communication is on.
Conversation time	90 s
Mute	Yes
Video off	To reduce the data consumption when being in 4G mode
Switching of outdoor panels/cameras	Yes. It allows for switching to other panels/cameras (if any) with the same sequence than the monitors.
Auto-on	Yes. communication possible with 3 outdoor panels/cameras without being called
Activate additional feature (stair light relay, second door, etc.)	Yes. F1 button.
Door opening	Yes, protected by the unblocking code of the smartphone/tablet: PIN, fingerprint, pattern or face ID.
Concierge call	Yes
Calls register	Yes (answered calls in green; missed calls in red)
Settings	Name and picture of the house; Do not disturb; Change password; Ringtone and vibration mode.
Picture & Video capture	Yes from the monitor and the APP.
Available languages	16 (Spanish, English, French, German, Portuguese, Finnish, Czech, Polish, Dutch, Norwegian, Greek, Danish, Swedish, Hebrew, Russian, Arabic)



DUOX PLUS TELEPHONES FEATURES

GENERALS FEATURES	3444	3452	3450
Technology	DUOX PLUS (Full digital. 2 non polarised wires)		
Audio/video	Audio		
Mounting	Surface		
Handset with magnet to facilitate the hang up	Yes		-
Hands-free communication	-		Yes
Optional communication: press-to-talk	-		Yes
Inductive loop version	Handset ref.3443	Ask for handset ref.3441	-
Colour of the product	Matt white		
Number push buttons	1	3	
Kind of push buttons	Mechanical		
Number of leds for light indicators	-	1	3
TERMINAL ADDRESS PROGRAMMING			
From the indoor terminal	-		
From the outdoor panel or guard unit	Yes		
From the outdoor panel through the door bell (outside the residence)	Yes		
FEATURES			
Guard unit call	Yes (from the door opener button)		
Auto-on	Yes (only with No. 0 panel from its own block)		
Additional function F1	-	Yes (F1 button, sending of negative and/or command)	
Additional function F2	-	Yes (F2 button, auxiliary command)	-
Apartment door bell differentiated from the outdoor panel	Yes		
Connection for additional devices (call extension, light/buzzer activator)	Yes (ref. 2040, ref. 2438, ref. 3267)		
Additional terminals on the same address	Yes, max. 2 add. terminals (add. p.supply can be required)		
Doormatic (automatic door release for offices, etc.)	-	Yes	
CONTROLS			
Ringtones selection	Yes (5)		
Call volume control	Yes (switch)	Yes (by sliding wheel)	
"Do Not Disturb" function	Yes (switch)	Yes (by sliding wheel)	
Audio volume control	-		
TECHNICAL FEATURES			
Dimensions (width x height x depth) mm	82x214x43	85x220x40	90x146,5x20
Time to answer or open the door since the call is done	30 s.		
Conversation time	90 s.		
Conversation privacy	Yes		
Voltage	18-24Vdc		
Maximum consumption (mA)	3,9W	3,6W	4,5W
Standby consumption (mA)	0,55W	0,5W	0,67W
Working temperature (°C)	[-5°C, +40°C]		
Humidity	[0%, 90%]		
Product weight (kg)	0,34	0,35	0,16
Line adaptor included in the terminal	Yes (position as default OFF).	-	Yes (position as default OFF).

PROJECT MATERIAL LIST. DUOX PLUS WIFI

DUOX PLUS VIDEO. SKYLINE PANEL/ VEO WIFI AND VEO-XS WIFI MONITOR



SKYLINE PANEL	FRAME 3V	FLUSH BOX	FRAME 4V	FLUSH BOX	FLUSH BOX 5V	FLUSH BOX	FLUSH BOX 6V	FLUSH BOX	FLUSH BOX 7V	FLUSH BOX	FLUSH BOX 8V	FLUSH BOX	JOINING BOLTS	AMPLIF. MODULE	PUSH BUTTON MODULES	204	202	201	2V	POWER SUPPLY	LINE ADAPTOR	VEO MON. +CONNECT.	VEO XS MON. +CONNECT.
No. SERIES	ref. 7333	ref. 8854	ref. 7334	ref. 8855	ref. 7335	ref. 8856	ref. 7336	ref. 8857	ref. 7337	ref. 8858	ref. 7338	ref. 8882	ref. 8829	ref. 7391	ref. 7376	ref. 7372	ref. 7371	ref. 7442	ref. 7443	ref. 3255	ref. 9446	ref. 9447	ref. 9449
2	S4	1												1	1				1	2	2	2	2
4	S4	1												1	1	1			1	2	4	4	4
6	S5		1	1										1	1	1			1	2	6	6	6
8	S5		1	1										1	1	1			1	2	8	8	8
10	S6				1	1								1	1	1			1	2	10	10	10
12	S6			1	1									1	1	1			1	2	12	12	12
14	S7				1	1								1	1	1			1	2	14	14	14
16	S7				1	1								1	1	2			1	2	16	16	16
18	S8								1	1				1	1	2			1	2	18	18	18
20	S8								1	1				1	1	2			1	2	20	20	20
22	S9										1	1		1	1	2			1	2	22	22	22
24	S9										1	1		1	1	3			1	2	24	24	24
24	S5		2	2									1	1	1	3			1	2	24	24	24
26	S6				2	2							1	1	1	2	1		1	2	26	26	26
28	S6				2	2							1	1	1	3	1		1	2	28	28	28
30	S6				2	2							1	1	1	3			2	2	30	30	30
32	S6				2	2							1	1	1	2	3		2	2	32	32	32
32	S7						2	2					1	1	1	4		1	2	2	32	32	32
34	S7						2	2					1	1	1	4	1		2	2	34	34	34
36	S7						2	2					1	1	1	4	1		2	2	36	36	36
38	S7						2	2					1	1	1	4			2	2	38	38	38
40	S7						2	2					1	1	1	5			2	2	40	40	40

For installations where WiFi and NON-WiFi monitors are combined, in the consumption tables one WiFi monitor is equivalent to 3 NON-WiFi monitors. This table has been configured based on 1mm2 multi-wire parallel cable and floor distribution. For other situations please refer to the tables on page 58 of DUOX PLUS section.

PROJECT MATERIAL LIST DUOX PLUS

DUOX PLUS VIDEO. SKYLINE PANEL/ VEO AND VEO-XS MONITOR

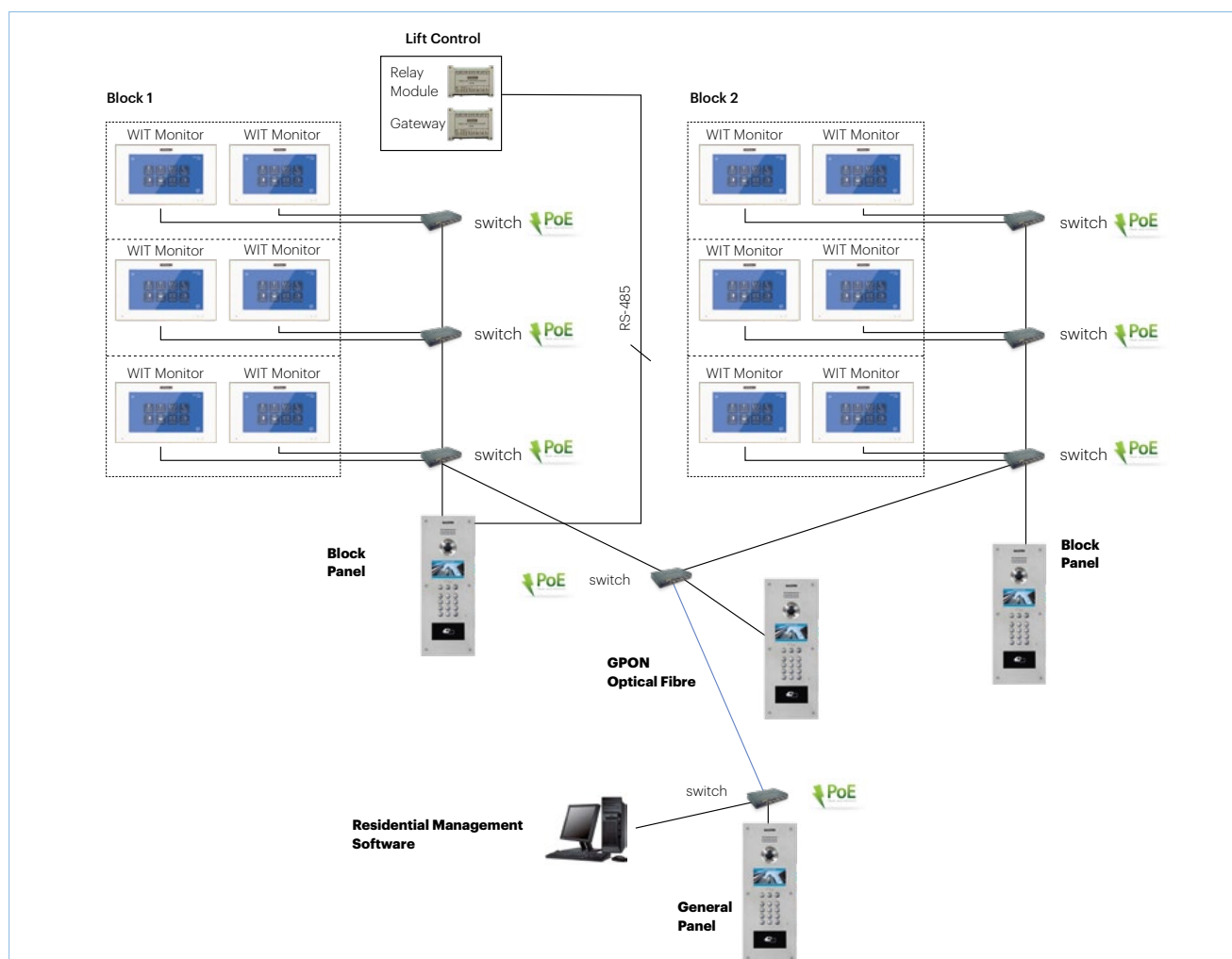
SKYLINE PANEL	FRAME 3V	FLUSH BOX	FRAME 4V	FRAME FLUSH BOX	FRAME 5V	FLUSH BOX	FRAME 6V	FLUSH BOX	FRAME 7V	FLUSH BOX	FLUSH BOX	FRAME 8V	FLUSH BOX	JOINING BOLTS	CABLE	AMPLIF. MODULE	PUSH BUTTON MODULES	BLANK MODULES	POWER SUPPLY + FILTER	LINE ADAPTOR	VEO MONIT. + CONNECT	VEO-XS MON. + CONNECT
No. SERIES APA.	ref. 7333	ref. 8894	ref. 7334	ref. 8855	ref. 7335	ref. 8856	ref. 7336	ref. 8857	ref. 7337	ref. 8858	ref. 7338	ref. 8829	ref. 2541	ref. 7991	ref. 201	ref. 202	ref. 204	V	ref. 4625	ref. 3255	ref. 8945 + ref. 8947	ref. 8948 + ref. 8947
2 S4	1	1														1	1		1	2	2	2
4 S4	1	1														1	1		1	2	4	4
6 S5			1	1												1	1		1	2	6	6
8 S5			1	1												1	1		1	2	8	8
10 S6					1	1										1	1		1	2	10	10
12 S6					1	1										1	1		1	2	12	12
14 S7							1	1								1	1		1	2	14	14
16 S7							1	1								1	2		1	2	16	16
18 S8									1	1						1	2		1	2	18	18
20 S8									1	1						1	2		1	2	20	20
22 S9												1	1			1	2		1	2	22	22
24 S9																1	3		1	2	24	24
24 S5			2	2												1	3		1	2	24	24
26 S6					2	2										1	2		1	2	26	26
28 S6					2	2										1	3		1	2	28	28
30 S6					2	2										1	3		1	2	30	30
32 S6					2	2										1	3		1	2	32	32
32 S7						2	2									1	4	1	1	2	32	32
34 S7						2	2									1	4	1	1	2	34	34
36 S7						2	2									1	4	1	1	2	36	36
38 S7						2	2									1	4		1	2	38	38
40 S7						2	2									1	5		1	2	40	40

This table has been configured assuming 1mm2 multi-core parallel cable and floor distribution. For other situations, see the tables on page 58 of DUOX PLUS section.

MEET PANEL FEATURES

GENERAL FEATURES	KIN PANEL REF. 1445	MARINE MEET PANEL REF. 1455	MILO PANEL REF. 9531,9532,9533,9534,9535
Panel	Capacitive Touch Screen	Digital panel with backlighted mechanical keypad.	Digital panels with capacitive touch keypad or mechanical keypad. 1 way push button panels.
Finish	Aluminium	Stainless steel	Aluminium
IP	IP 54	IP 54/IK09	IP 54
Operating temperature	-40°C to 70°C		-20°C to 60°C
Installation mounting	Flushed or Surface		
Installation adjustment	Flush box with adjustable screws or surface with surface box		
Ledge on the wall (flush mounted)	8mm		
Fixing screws	Not visible	Visible security screws (Inox)	Not visible
Electronic calling directory	Yes	Yes	No
Low-lighting vision	0,5 Lux		
Camera resolution	1,2 Mpx (Digital P.) 1 Mpx (1/W Video P.)	1,3 Mpx	1,2 Mpx (Digital P.) 1 Mpx (1/W Video P.)
Sends video to recorder	Yes - Continuous RTSP IP stream		
Aerial camera display	Up to 4 cameras RTSP IP		
Camera View Angle	105°H 55°V	128°H 70°v	72°H 54°V
Opening secondary doors	Yes, using module ref.1491 in digital panels and 1490 in MILO 1L panels		
PIN code	Up to 8 PIN codes per panel for door opening		
Face Recognition	Up to 10.000 users		Up to 6.000 users in digital panels

MEET DIAGRAM



MEET MONITORS FEATURES

GENERAL FEATURES	NEO 7" 14501	7" WIT 14701	10" WIT 14811
Technology	MEET Full IP		
Mounting	Surface		Flush/Surface
Hands-free communication	Yes		
Optional communication: press-to-talk	No		
Inductive loop version	No		
Screen	7"		10"
Screen Resolution	800 x 480	1024 x 600	
Capacitive MENU push button	No. Direct access to menu when touching the screen		
F1 Quick-access function push button	No		
Status Led Notification	Yes. Missed Call. Message. Do not disturb		
PROGRAMMING AND TECHNICAL FEATURES			
Programming modes	On screen menu or web server		
Address Assignment	Static IP + apartment number		
PoE	Yes		
Codecs	G.711, H.264		
FEATURES			
Picture capture when the visitor calls	Yes, up to 64 pictures. Automatic or manual capture.		
Memory photo download in SD Card	Yes v2.1 in MIO and WIT monitors		
Guard Unit call	Yes		
Selection of Guard Units	Yes		
SOS Call to Guard Unit	Yes. SOS icon.		
Analogue SOS push button connection	Yes		
Tamper-proof system	Yes		
Auto-switch on of panel	Yes		
Visualization of IP video surveillance cameras	Yes, up to 8 via RTSP		
Internal Intercom	Yes (v3.0) Up to 9 terminals in the same house		
Apartment to apartment intercom	Yes		
Monitor to monitor messaging	No		
Receive/send messages from/to GU or management software	Monitor can receive messages from the Management Software		
Remote relay activation	Yes, up to 8 (ref.1616)		
Lift Control activation	Yes		
Door bell connection	Yes		
IP CCTV door bell link	Yes via RTSP		
Audio notes	No		
Call extension module	No. 10 Vdc output on alarm triggering		
Doormatic	No		
KNX Home Automation integration	Yes. v2.1 or higher through APPs. Gateway is required		
Alarm management	7 zones + Tamper		
Call divert to APP	COMPATIBLE (free license included with the monitor)		
CONTROLS			
Date and time	Automatic or manual		
Selection of melodies	Yes		
Different melodies based on call source	Yes		
Call volume control	Yes		
"Do Not Disturb" function	Yes		
Conversation volume control	Yes		
Brightness, contrast and colour control	Yes		

VDS VIDEO KITS FEATURES

PL²
 Plug&Play

Technology
 ⌀ 5 / UTP CAT o 3+coax


VDS VIDEO KITS	VDS WIBOX VEO KIT 94111
OUTDOOR PANELS	
Finish	Aluminium and chromed zamak
Mounting	Flush mounted
Output +12Vdc for lock release	Yes
Recommended lock release	Normal lock release with unlocking and adjustable latch 990ND-P22 MAX (ref.67511)
Free potential contact	Yes
Voice synthesiser ("The door is...")	Yes
Integrated access control	-
Accessibility icons	-
IP/IK	IP43 IK07
Panel dimensions (mm)	130x128
Flush box dimensions (mm)	115x114x45
MONITOR	
Communication mode	With handset
Screen	4,3" (16:9)
Flush mounted possibility	-
Push buttons	Mechanical
Auto-on	Yes
Melodies	4
Contrast control	Yes
Volume control and Do not disturb function	Yes
Doormatic	-
Door bell	Yes
Additional functions	2 (F1, F2)
Audio/Video call forwarding to smartphone	Yes
Compatibility with telephone interface	Yes
Compatibility with aerial cameras	Yes
Dimensions (mm)	200x200x44
Decorative frame	ref.3389 (210x240)

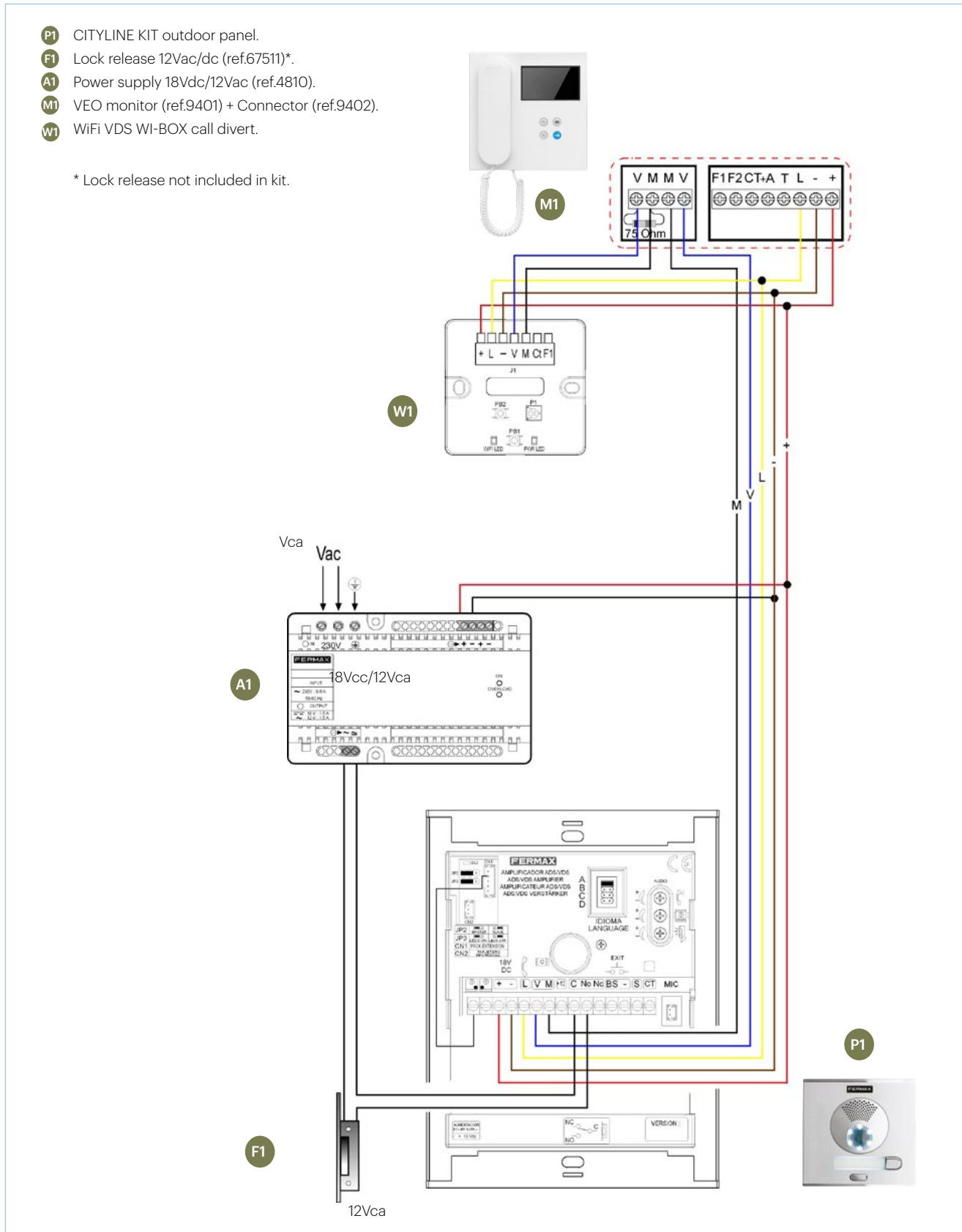
Dimensions: (width) x (height) x (depth) mm.

VDS VIDEO KITS DIAGRAM

VDS VIDEO KIT. (REF.9411). INSTALLATION: 5 WIRES/UTP CAT5

- P1** CITYLINE KIT outdoor panel.
- F1** Lock release 12Vac/dc (ref.67511)*.
- A1** Power supply 18Vdc/12Vac (ref.4810).
- M1** VEO monitor (ref.9401) + Connector (ref.9402).
- W1** WiFi VDS WI-BOX call divert.

* Lock release not included in kit.



VDS MONITORS FEATURES

GENERAL FEATURES	9401
Technology	VDS (3+coax or 5 wires)
Audio/video	Audio/Video Colour
Mounting	Surface (connector ref.9402)
Desktop support	Yes (ref.9410). Request connector.
Handset with magnet to facilitate the hang up	Yes
Hands-free communication	-
Optional communication: press-to-talk	-
Inductive loop version	Yes (request separately VEO handset ref. 3443).
Screen dimensions	4,3" (Format 16:9)
Screen resolution (H x V)	480 x 272
Colour of the product	White
Number of push buttons	4
Type of push buttons	Mechanical (silicone)
Status led notifications	1
TERMINAL ADDRESS PROGRAMMING	
From monitor	-
From the outdoor panel or guard unit	Yes
From the outdoor panel throughout the apartment door bell	-
FEATURES	
Automatic images capture when the visitor calls	-
Guard unit call	Yes (by means of the door release button)
Auto-on	Yes (up to 2 panels) and aerial cameras
OSD menu on screen	-
Push button for additional function (F1)	Yes (sends a negative)
Push button for additional function (F2)	Yes (sends a negative)
Door bell	Yes
Connection for additional devices (call extension, light/ buzzer activator, etc.)	Yes
Doormatic (automatic door release for offices, etc.)	-
Audio/Video call forwarding to smartphone:	Yes (required ref. 3266 WiFi VDS CALL DIVERT WI-BOX. One unit per home)
CONTROLS	
Date and time	-
Ring tone selection	Yes (4)
Call volume control	Yes (2 levels, 3 positions switch: high, medium, OFF)
"Do not disturb" function	Yes (3 positions switch: high, medium, OFF)
Conversation audio volume control	-
Brightness, colour and contrast control	Yes (by sliding controls)
TECHNICAL FEATURES	
Product dimensions (width x height x depth) mm	200 x 200 x 23 (44 with handset)
Time to answer or open the door since the call is done	30 s.
Conversation time	90 s.
Conversation privacy	Yes
Voltage	18Vdc
Maximum consumption (mA)	400
Standby consumption (mA)	12
Operating temperature (°C)	[-5°C, +40°C]
Humidity	[0%, 90%]
Product weight (kg)	0,59
Connections	V, M, M, V, F1, F2, Ct, +A, T, L, -, +

VDS MONITORS FEATURES

GENERAL FEATURES	6545	6550	6575
Technology	VDS (3+coax or 5 wires)		
Audio/video	Audio/Video Colour		
Mounting	Surface: order connector ref.6565.		
Desktop support	Yes (ref.6566)		
Handset with magnet to facilitate the hang up	-		
Hands-free communication	Yes		
Optional communication: press-to-talk	Yes		
Induction loop version	-		
Screen dimensions	3,5" (Format 4:3)	7" (Panoramic 16:9)	
Screen resolution (H x V)	320x240	800x480	
Touchscreen	-	-	Yes
Colour of the product	White		
Number of push buttons	4+4		4
Type of push buttons	Capacitive (touch)		
Status led notifications	4+4		4
TERMINAL ADDRESS PROGRAMMING			
From monitor	From OSD menu		
From the outdoor panel or guard unit	Yes		
From the outdoor panel throughout the apartment door bell	-		
FEATURES			
Automatic images capture when the visitor calls	-		
Guard unit call	Yes (by means of the door release button)		
Auto-on	Yes (up to 2 panels) and aerial cameras		
OSD menu on screen	Yes		
Push button for additional function (F1)	Yes (sends a negative)		
Additional function from screen (F2)	Yes (sends a negative)		
Door bell	Yes		
Connection for additional devices (call extension, light/buzzer activator, etc.)	Yes		
Doormatic (automatic door release for offices, etc.)	Yes		
Audio/Video call forwarding to smartphone	Yes (required ref. 3266 WiFi VDS CALL DIVERT WI-BOX. One unit per home)		
CONTROLS			
Date and time	Yes		
Ring tone selection	Yes (5)		
Call volume control	Yes (8 levels by OSD menu)		
"Do not disturb" function	Yes (by OSD menu)		
Audio volume control	Yes (8 levels by OSD menu)		
Brightness, colour and contrast control	Yes (by OSD menu)		
TECHNICAL FEATURES			
Product dimensions (width x height x depth) mm	103x172x21 (surface)	185x172x21 (surface)	
Time to answer or open the door since the call is done	30 s.		
Conversation time	90 s.		
Conversation privacy	Yes		
Voltage	18Vdc		
Maximum consumption (mA)	550	650	720
Standby consumption (mA)	25	26	45
Operating temperature (°C)	[-5°C, +40°C]		
Humidity	[5%, 95%]		
Product weight (kg)	0,36	0,61	
Connections	M, Vaux, V, M, M, V, F1, F2, Ct, +A, T, L, -, +		

VDS TELEPHONES FEATURES

GENERAL FEATURES	3390	3391	5601
Technology	VDS (3 wires)		
Audio/video	Audio		
Mounting	Surface		
Handset with magnet to facilitate the hang up	Yes		-
Hands-free communication	-		Yes
Optional communication (Press-to-talk)	-		Yes
Inductive loop version	Yes (replace handset for ref.3441 with inductive loop)		-
Colour of the product	White		
Number of push buttons	1	3	3
Type of push buttons	Mechanical		
Status led notifications	-	1 (red ON/OFF)	3 (red, blue and green with different states)
TERMINAL ADDRESS PROGRAMMING			
From terminal	-		Yes
From the outdoor panel or guard unit	Yes		
From the outdoor panel throughout the apartment door bell	-		
FEATURES			
Guard unit call	Yes (by means of the door release button)		
Auto-on	-		Yes
Additional function F1	-	Yes (F1 push button, sends a negative)	
Additional function F2	-	Yes (F2 push button, sends a negative)	-
Apartment door bell differentiated from the outdoor panel	Yes		
Connection for additional devices (call extension, light/buzzer activator, etc.)	Yes		
Doormatic (automatic door release for offices, etc.)	-	Yes (led indication)	
Audio call forwarding to smartphone	Yes (required ref. 3266 WiFi VDS CALL DIVERT WI-BOX. One unit per home)		
CONTROLS			
Melodies selection	-	Yes (2, by a 2 positions switch)	Yes (5)
Call volume control	-	Yes (3 positions switch: high, medium, OFF)	Yes (by sliding wheel)
"Do not disturb" function	-	Yes (3 positions switch: high, medium, OFF)	Yes (by sliding wheel)
Audio volume control	-		
TECHNICAL FEATURES			
Product dimensions (width x height x depth) mm	85x220x40		90x146,5x20
Time to answer or open the door since the call is done	30 s.		
Conversation time	90 s.		
Conversation privacy	Yes		
Voltage	18Vdc		
Maximum consumption (mA)	215		300
Standby consumption (mA)	6		24
Operating temperature (°C)	[-10°C, +60°C]		[-5°C, +40°C]
Humidity	[0%, 90%]		[5%, 95%]
Product weight (kg)	0,29	0,32	0,16
Connections	T,A,L,-,+	T,A,L,-,+F2,F1	F1,Ab,-A,+A,T,L,-,+

VDS PROJECT MATERIAL LIST

VIDEO SKYLINE PANEL

N° APART.	SKYLINE PANEL		FRAME	REF. FRAME	FLUSH BOX	JOINING	CA-BLE	VIDEO COL.	201	202	204	WITHOUT PUSH BUT.V	WITHOUT PUSH BUT.W	POWER SUPPLY	4 WAYS DISTRIBUTOR	VEO MONITOR	VEO CONNECTOR
	SERIES	FRAME															
2	S4	3V	7333	8854	ref. 8829	ref. 2541	ref. 7421	ref. 7376	ref. 7372	ref. 7371	ref. 7442	ref. 7443	ref. 4830	ref. 2449	ref. 9401	ref. 9402	
4	S4	3V	7333	8854				1	1					1	1	2	4
6	S5	4V	7334	8855				1	1					1	2	6	6
8	S5	4V	7334	8855				1		1				1	2	8	8
10	S6	5V	7335	8856				1	1	1				1	3	10	10
12	S6	5V	7335	8856				1	1	1				1	3	12	12
14	S7	6V	7336	8857				1	1	1				1	4	14	14
16	S7	6V	7336	8857				1		2				1	4	16	16
18	S8	7V	7337	8858				1	1	2				1	5	18	18
20	S8	7V	7337	8858				1	1	2				1	5	20	20
22	S9	8V	7338	8982				1	1	2				1	6	22	22
24	S9	8V	7338	8982				1		3				1	6	24	24
24	S5	4V	7334X2	8855X2	1	1	1			3				1	6	24	24
26	S6	5V	7335X2	8856X2	1	1	1	2	2	2	1			1	7	26	26
28	S6	5V	7335X2	8856X2	1	1	1	3	3	3	1			1	7	28	28
30	S6	5V	7335X2	8856X2	1	1	1	3	3	3				1	8	30	30
32	S6	5V	7335X2	8856X2	1	1	1	2	2	3				1	8	32	32
32	S7	6V	7336X2	8857X2	1	1	1			4		1		1	8	32	32
34	S7	6V	7336X2	8857X2	1	1	1	4	4	4	1			1	9	34	34
36	S7	6V	7336X2	8857X2	1	1	1	4	4	4	1			1	9	36	36
38	S7	6V	7336X2	8857X2	1	1	1	4	4	4				1	10	38	38
40	S7	6V	7336X2	8857X2	1	1	1	5	5	5				1	10	40	40

* NOTE: It will require continuous door opener (ref.67501). For AC door openers (Vac), an additional power supply ref.4802 (12Vac / 1A) is required. There are 2 and 4 outputs distributors that can be combined in one installation. They are not necessary in a cascade installation. (See VDS system section); x2 = Request 2 units of the indicated reference.

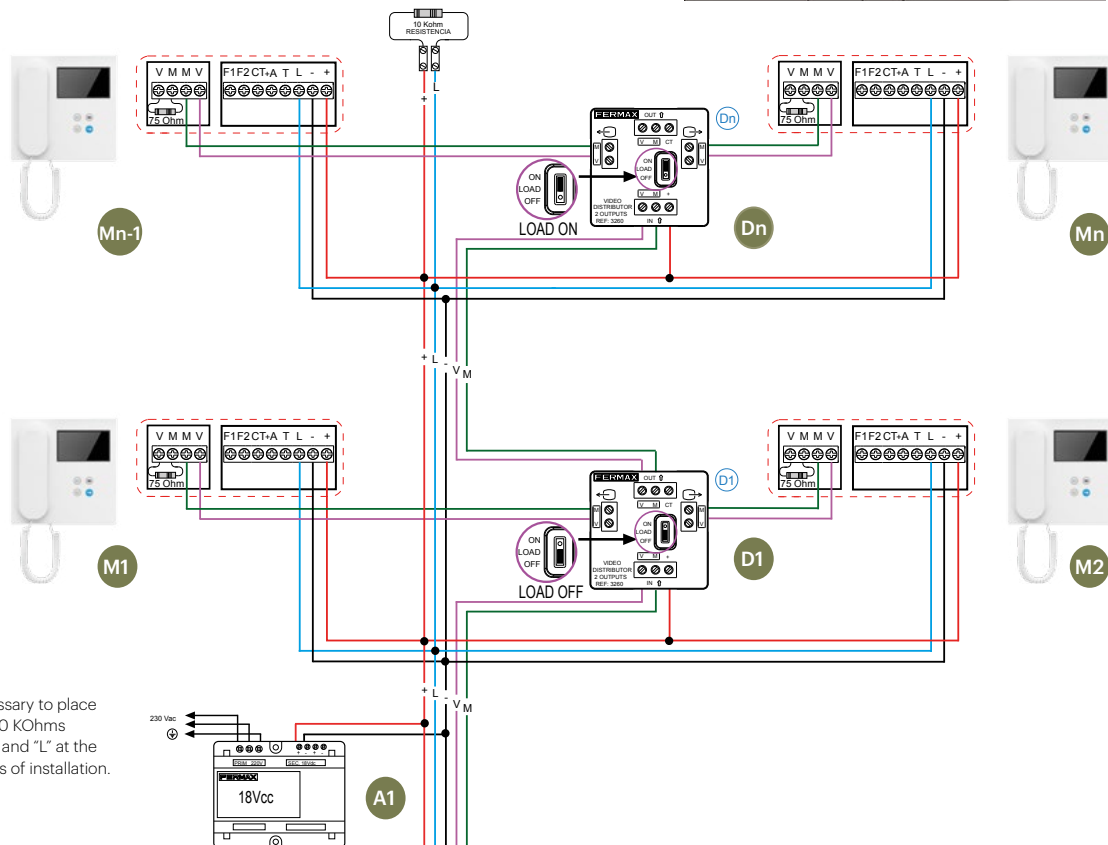
VDS DIAGRAMS

VDS VIDEO 1 ACCESS WITH SKYLINE/CITYLINE PANEL. 5 WIRES / UTP CAT5

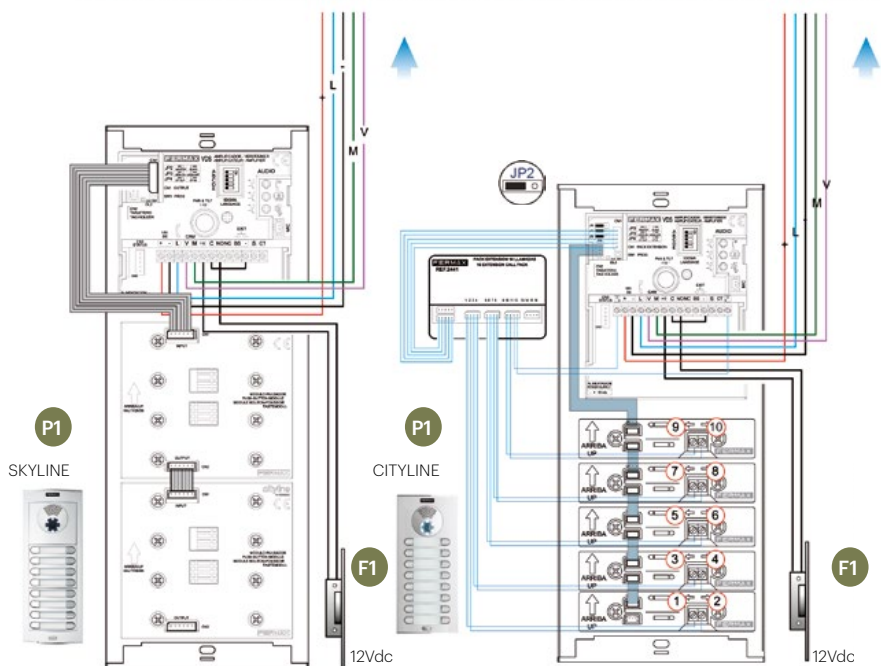
- P1** SKYLINE/CITYLINE panel.
- F1** Lock release 12Vac/dc (ref.67501).
- A1** Power supply 18Vdc (ref.4830).
- D1** 2/W video Mini distributor (ref.3260).
- M1** VEO monitor (ref.9401)+ VEO connector (ref.9402).

metros	mm ²	AWG
1 - 50	1 mm ²	17
50 - 100	1.5 mm ²	15

UTP CAT5 (AWG 24)

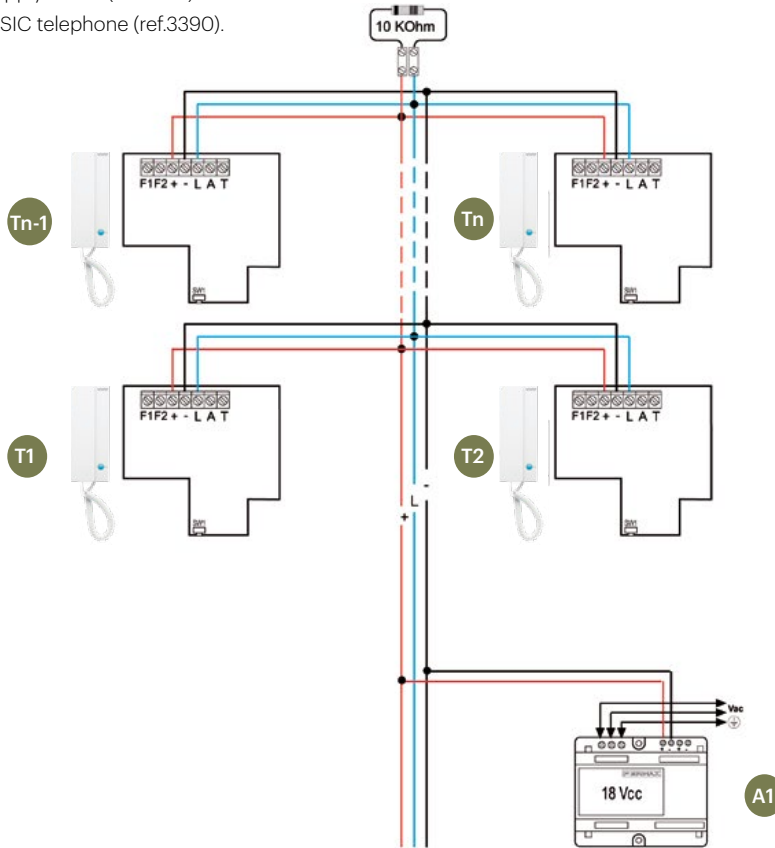


NOTE: It is necessary to place a resistance of 10 KOhms between the "+" and "L" at the end of the points of installation.



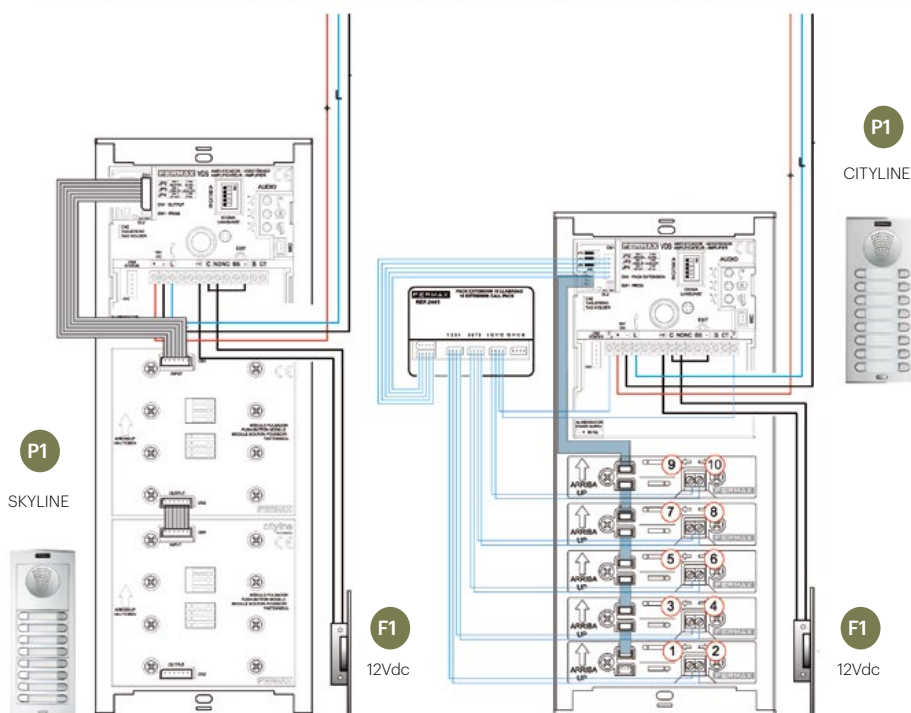
VDS AUDIO 1 ACCESS WITH SKYLINE/CITYLINE PANEL

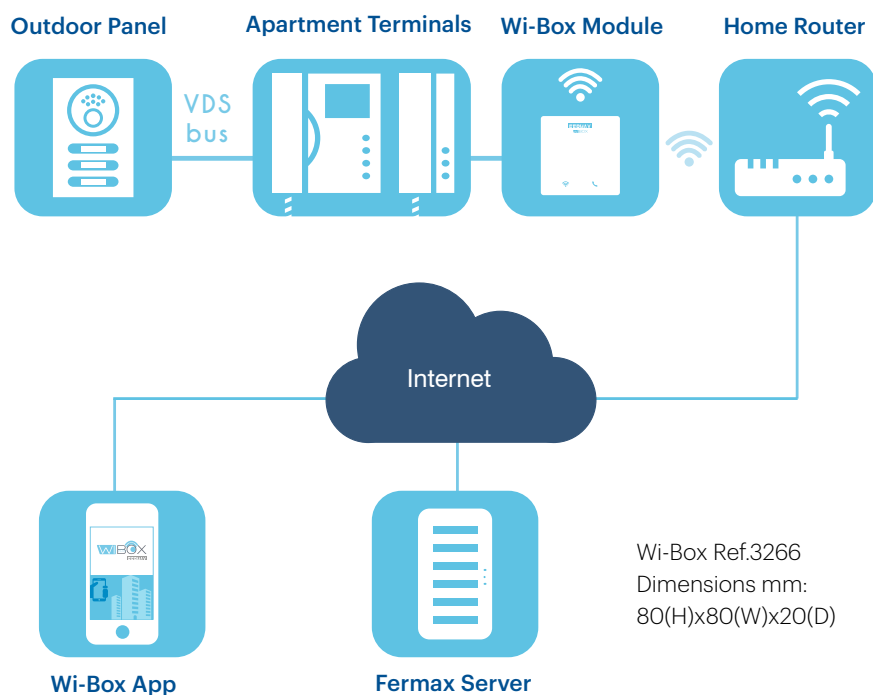
- P1** SKYLINE/CITYLINE panel.
- F1** Lock release 12Vac/dc (ref.67501).
- A1** Power supply 18Vdc (ref.4830).
- T1** LOFT BASIC telephone (ref.3390).



metros	
1 - 50	1 mm ²
50 - 100	1,5 mm ²
100 - 200	2,5 mm ²

NOTE: It is necessary to place a resistance of 10 kOhm between the "+" and "L" at the end of the points of installation.





WI-BOX VDS MODULE

GENERAL FEATURES	3266
Technology	VDS (3+coax, 5 wires, UTP CAT5)
Audio/video	Audio/Video
Set-up (Installation)	Surface mounted. It can be screwed to the wall or on a standard electrical mounting box.
Colour of the product	Matt white
Number of pushbuttons	2 (PB1: user push button; PB2: installer push button)
Kind of pushbuttons	Mechanical
Number of leds for lighted indications	2 tricolour leds: Call divert status (right: PWR LED). WiFi status (left: WiFi LED).
Compatibility with VDS terminals	All VDS terminals that can call the concierge unit.
Compatibility with outdoor panels and concierge units	VDS & MDS (by means of MDS/VDS decoder ref. 2409)
TERMINAL ADDRESS PROGRAMMING	
From the terminal	WI-BOX PB2 push button. Door opening push button standby (concierge call)
SETTINGS	
Divert call ON/OFF	Yes, by means of the user pushbutton PB1
Volume control of audio towards the outdoor panel	Yes (throughout a potentiometer)
TECHNICAL FEATURES	
Product dimensions (width x height x depth) mm	80 x 80 x 20 mm. // 3,14 x 3,14 x 0,78 inch
Connectivity	WiFi (2,4 Ghz)
Date and time	Autonomy 24h without power
Voltage	18 Vdc (directly powered from the VDS terminal)
Maximum consumption	2.7 W
Standby consumption (paired and connected)	1.8 W
Working temperature (°C); Humidity	[-5°C, +40°C]; [0%, 90%]
Product weight (kg) 0.098	0.098
Line adaptor	Yes. A 75 Ohm resistor is included to adjust the video
Connections	Cable with molex connector: +, L, -, V, M, Ct, F1

APP FOR SMARTPHONES	
Compatible devices	Only smartphones (iOS>=10; Android>=5)
Connectivity	WiFi and 3G/4G
Pairing of the WI-BOX with the WiFi router of the house	By means of a QR code
Maximum number of apartments that can be managed from the App	No limit
Maximum number of smartphones where call divert from the same house can be used	No limit
Maximum number of users that can be invited by the administrator	No limit
Selection of features by the administrator for the invited users	Calls reception; concierge call; F1 activation and door opening
Calls reception	Audio and Video from the panels/concierge units. With preview before activating audio communication
Time to accept the call since it is produced	30 s.
Conversation time	90 s
Conversation privacy	Yes
Mute	Yes
Video off (frame rate setting)	3 levels: 25 fps, 10 fps, 0.1 fps. To reduce the data consumption when in 4G
Switching of outdoor panels/cameras	Yes. F1 button with programmable time. Protected by PIN code (1-6 digits)
Auto-on	Yes. Like in the VDS monitors
Activate additional feature (stair light relay, second door, etc.)	Yes. Like in the VDS monitors
Door opening	Yes. Protected by PIN code (1-6 digits)
Concierge call	Yes
Calls register	Yes (answered calls in green; missed calls in red)
Direct door opening without the need for auto-on	Yes
Settings	Name of the house; Do not disturb; Change password; Ringtone selection and vibration mode; Change the WIBOX WiFi; Time F1; WIBOX Date and Time synchronization
Picture & Video capture	Automatic for the last 10 calls and manual for both photos and videos.
Available languages	16 (Spanish, English, French, German, Portuguese, Finnish, Czech, Polish, Dutch, Norwegian, Greek, Danish, Swedish, Hebrew, Russian, Arabic)
Remote update of WI-BOX firmware	Yes



ref.3266
80x80x20mm



3266 WIBOX MODULE

Wi-Box is a small module that allows you to connect one or more mobile phones to your home's VDS monitor or telephone. Just download the App and pair Wi-Box with your WiFi network.

If you want us to tell you about it in a video, scan this code



MDS FEATURES

MDS CITY

SINGLE BLOCK		GENERAL ENTRANCE		INTERIOR BLOCK		
Accesses (Nº. Panels)	Apartments	Digital MDS	Direct MDS	Nº. of blocks	Accesses per block (Nº. panels)	Apartments (per block)
5 - 9 ⁽¹⁾	50- 99 ⁽²⁾	Accesses (Nº panels)	Accesses (Nº panels)	99	9	50- 99 ⁽²⁾
		See MDS Digital table	See MDS Direct table			

- ⁽¹⁾ 5 accesses (between audio and video panels) with 1 guard unit and 9 accesses (between audio and video panels) if there is no central unit.
- ⁽²⁾ The push button panel is recommended for buildings with less than 50 apartments. Even if at a functional level it allows the number of apartments indicated in the table.
- The MDS City system in single blocks allow to connect only 1 MDS Direct guard unit.

MDS DIRECT

SINGLE BLOCK		GENERAL ENTRANCE		INTERIOR BLOCK		
Accesses (Nº. Panels)	Apartments	Digital MDS	Direct MDS	Nº. of blocks	Accesses per block (Nº. panels)	Apartments (per block)
5 - 9 ⁽¹⁾	99	Accesses (Nº panels)	Accesses (Nº panels)	99	9	99
		Consulting MDS Digital Info.	5 - 9 ⁽¹⁾			

- ⁽¹⁾ 5 accesses (between audio and video panels) with 1 guard unit and 9 accesses (between audio and video panels) if there is no central unit.
- The MDS Direct system allows to connect only 1 MDS guard unit in the whole installation.
- In case of Urbanisations, if the panel/panels is configured as General Entrance, it will be able to establish audio communication with the guard unit.

MDS DIGITAL

SINGLE BLOCK		GENERAL ENTRANCE		INTERIOR BLOCK	
Accesses (Nº. Panels)	Apartments	- Maximum 63 Central Units (General Entrance + Interior Blocks) - Up to 32 accesses (panels/guard unit) x Central Unit - Up to 9.999 apartments x Interior Block Central Unit with LONG call. - Up to 99 apartments x Interior Block Central Unit with SHORT call.			
32	9999				

4+N. PROJECT MATERIAL LIST

SKYLINE AUDIO PANEL

These panels include the Full or Building Amplifier. See the first page of the 4+N section for additional features over the Basic or Kit amplifier.

N° APA	SERIES	FRAME	SKYLINE PANEL	REF. FRAME	FLUSH BOX	JOINING	WIRE	AMPLI.	101	102	104	201	202	204	S/PUS. V	S/PUS. W	POWER	TEL. VED
1	S4	3V		7333	8854			1	1								1	1
2	S4	3V		7333	8854			1		1							1	2
3	S5	4V		7334	8855			1	1	1							1	3
4	S4	3V		7333	8854			1					1				1	4
5	S6	5V		7335	8856			1	1		1						1	5
6	S5	4V		7334	8855			1				1	1				1	6
8	S5	4V		7334	8855			1						1			1	8
10	S6	5V		7335	8856			1				1		1			1	10
12	S6	5V		7335	8856			1					1				1	12
14	S7	6V		7336	8857			1				1	1				1	14
16	S7	6V		7336	8857			1						2			1	16
18	S8	7V		7337	8858			1				1		2			1	18
20	S8	7V		7337	8858			1					1	2			1	20
22	S9	8V		7338	8982			1				1	1	2			1	22
24	S9	8V		7338	8982			1						3			1	24
26	S6	5V		7335X2	8856X2		1	1				1	2	2			1	26
28	S6	5V		7335X2	8856X2		1	1					1	3			1	28
30	S6	5V		7335X2	8856X2		1	1				1	1	3			1	30
32	S6	5V		7335X2	8856X2		1	1					2	3			1	32
34	S7	6V		7336X2	8857X2		1	1				1		4			1	34
36	S7	6V		7336X2	8857X2		1	1					1	4			1	36
38	S7	6V		7336X2	8857X2		1	1				1	1	4			1	38
40	S7	6V		7336X2	8857X2		1	1						5			1	40

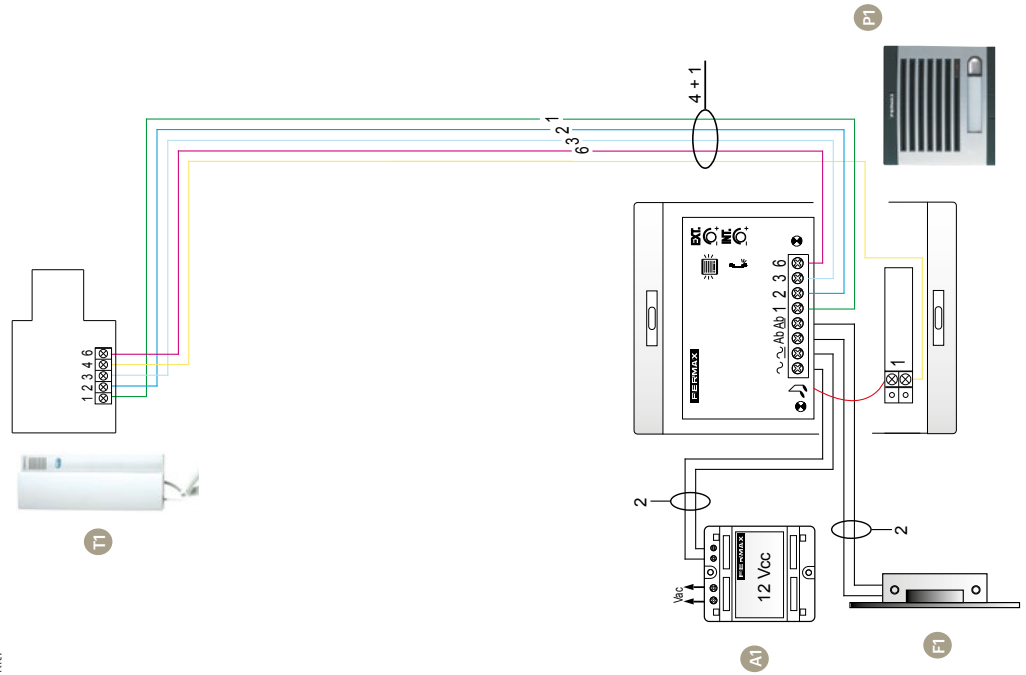
See AUDIO KITS from 1 to 24 lines that include all the necessary material for a complete installation. (See KITS section).
Lock release required in altern (ref.30711).

4+N DIAGRAMS

4+N AUDIO KIT WITH CITY CLASSIC PANEL

- P1** 4+N CITY CLASSIC panel.
- F1** Lock release 12Vac (ref.30711)*.
- A1** Power supply 12Vac (ref.4802).
- T1** CITYMAX telephone (ref.80447)

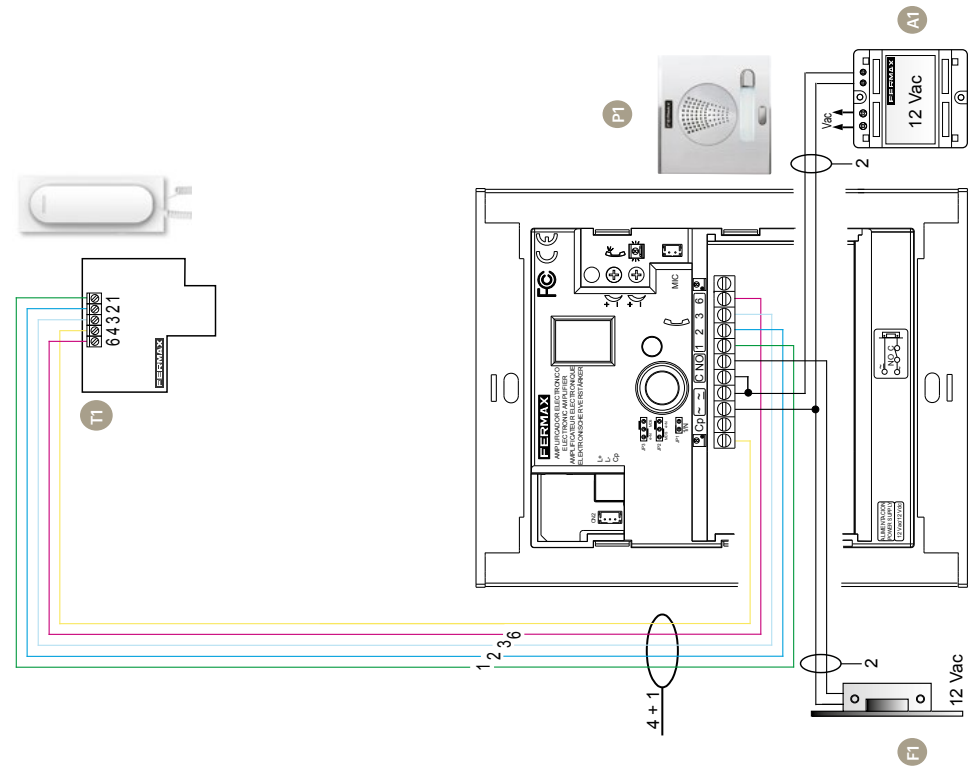
* Not included in kit.



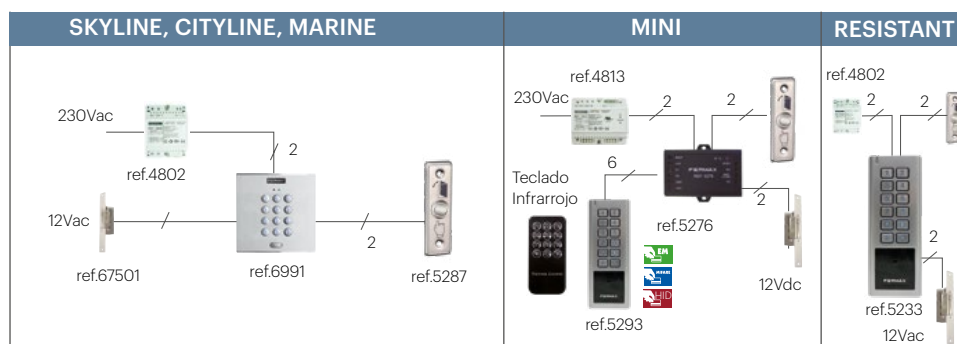
4+N AUDIO KIT WITH CITYLINE PANEL

- P1** 4+N CITYLINE panel.
- A1** Lock release 12Vac/dc (ref.67511)*.
- F1** Power supply 12Vac (ref.4802).
- T1** VEO telephone (ref.3426).

* Not included in kit.



KEYPAD
STAND-ALONE

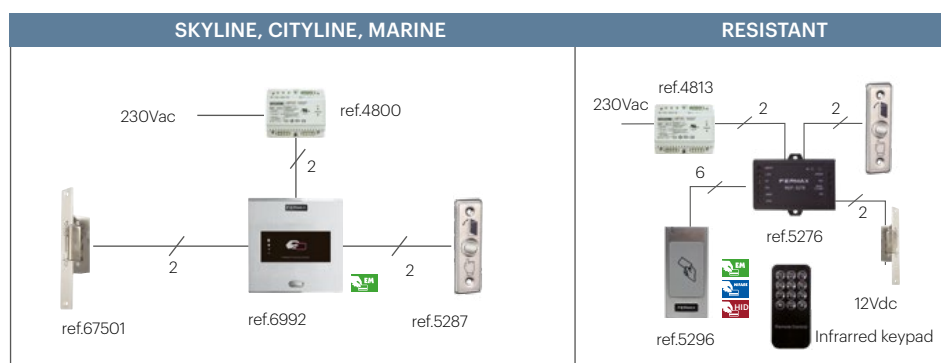


	SKYLINE, CITYLINE, MARINE			MINI	RESISTANT
GENERAL FEATURES	7438	6991	4699	5276	5293
Reader types	Modular	Monoblock	Anti-vandal	-	Anti-vandal
Keypad types	Injected zamak chrome blue backlighted			-	Zamak
Finish	Aluminium		Stainless steel	-	Steel
Capacity	100 codes			1.000 cód./card	600
Mounting	Flush/Surface (optional)			Surface	
Controller	Integrated			External	Internal
Audio and visual notification	Yes				
Doors (relays)	2 (2A, No/Nc)			1 (2A, C, No, Nc)	1 (2A(C, No,Nc)
PROGRAMMING					
From reader	Yes				
Programming from keypad	-			Yes	
From PC	-				
FUNCTIONS					
Exit push button	2			1	
Door sensor	-			-	
Auxiliary output	Yes (Add ref.2013)			-	
Cloning function	-			Yes	
Code change per user	Yes			-	
Activation of 1 or 2 devices simultaneously	Yes			-	
Integrated proximity	-			-	Yes
Free access	-			-	
Unblocking	-			-	
Duress alarm	Yes			-	
Error code alarm	Yes			-	
SETTING					
Opening time	00-99 seg. (00 bistable)			1-99 sec.	
Open door time	-				
Monostable/ Bistable*	Yes				
Operation mode	Only code			Code, card+code, Card, Code Multicard	
Stand-alone/Centralised	Stand-alone				Auto./Centr.
Code length	4 to 6 digits				
TECHNICAL FEATURES					
Reader dimensions	105,2x95	130x128	150x180	54x65x9	55x147x20
Flush box	ref.8852	ref.8948 (included)	ref.4641	-	-
Surface box	ref.7062	ref.7061	ref.4645	-	-
Environment protection (IP/IK)	54/07			-	66/09
Power Supply (V)	12Vac/cc			12Vdc	12/28Vac/cc
Consumption (mA) without lock release	40/110			20/110	25
Compatibility	-			Readers Wiegand26	EM, HID (ISO-ProxII), MIFARE
Proximity protocol/Keypad transmission format	Keypad 8 bits burst			Wiegand26/4bits	Wiegand26 /4-8bits
Operating temperature	[-15°C to 55°C]				[-40°C to 60°C]

* Bistable: Per each valid identifier, it activates or deactivates the device.

PROXIMITY

STAND-ALONE

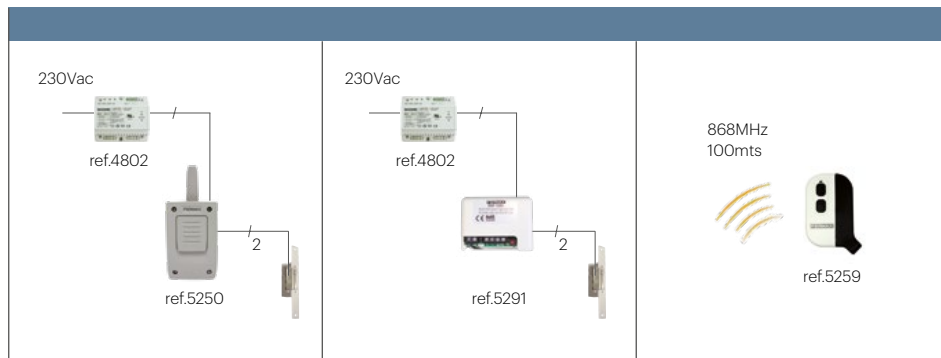


GENERAL FEATURES	7463/7440	6957/6992	5509/5472	5276*	5296
Reader types	Modular	Monoblock	Anti-vandal	-	Compact
Keypad types	Injected zamak chromed blue backlighted			-	-
Finish	Aluminium		Stainless steel	-	Metal
Capacity	400 users			1.000 users	-
Mounting	Flush/Surface (optional)			Surface	
Controller	Integrated			External	
Audio and visual notification	Yes			Yes	
Doors (relays)	1 (2A, No/Nc)			1 (2A, C, No, Nc)	-
N° MASTER cards	1			2	-
PROGRAMMING					
From reader	Yes				
From keypad	No			Yes (includes controller)	
FUNCTIONS					
Exit push button				1	
Door sensor				-	
Auxiliary output	Yes (Add ref.2013)			-	
Cloning function	Yes			Yes	-
Open or forced door alarm	Yes			-	
SETTINGS					
Opening time	1-99 sec.			1-99 sec.	
Open door time	00-250sg (as default or disabled)			-	
Monostable/Bistable*	Monostable (1-99 sec.)			Yes	
Operation mode	Card			Card or Multicard	
Stand-alone/Centralised	Stand-alone/Centralised			Stand-alone	Stand./Central.
TECHNICAL FEATURES					
Reader dimensions	105,2x47,5	130x128	150x180	54x65x9	103x48x20
Flush box	ref.8851	ref.8948 (includes)	ref.4641	-	-
Surface box	ref.7061	ref.7061	ref.4645	-	-
Environment protection (IP/IK)	54/07		54/09	-	66/09
Power Supply (V)	12Vac/cc			12Vdc	
Consumption (mA) without lock release	90/110			20/110	35/25
Compatibility	Cards/keyrings EM 125Khz			Readers Wiegand26	Cards/Keyrings EM, HID (ISOProxII) MIFARE (13,56Mhz)
Proximity protocol/ Keypad transmission format	Stand-alone / Data Clock / Wiegand 26 / Prox. MDS-AC+			Wiegand26	Wiegand26
Operating temperature	[-15°C to 55°C]			[-15°C to 50°C]	[-20°C to 60°C]

*Bistable: Per each valid identifier, it activates or deactivates the device.

RADIOFREQUENCY

STAND-ALONE

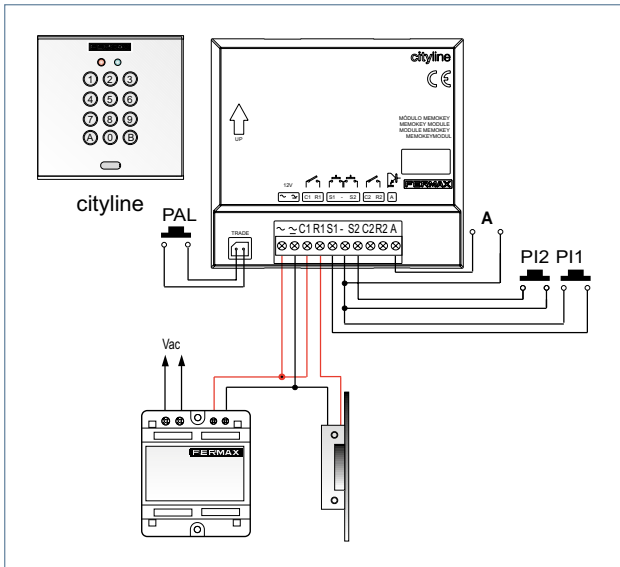


GENERAL FEATURES	5250	5291	5259
Reader types	Basic-2B receiver	Basic MINI receiver	KEYSINGLE MINI emitter
Finish	ABS		ABS
Capacity	500 users		-
Mounting	Surface		-
Controller	Internal		-
Audio and visual notification	Yes		Visual
Doors (relays)	2 (1A, C/No)	1 (3A, C/No)	-
PROGRAMMING			
From receiver	Yes		
FUNCTIONS			
Exit push button	-		
Door sensor	-		
Auxiliary output	-		
SETTING			
Opening time	2 sec.		
Monostable/Bistable*	Monostable (2sec.)/Bistable selectionable in relay 2	Monostable (2sec.)	-
Operation mode	Radiofrequency 868Mhz		
Stand-alone/Centralised	Stand-alone		
TECHNICAL FEATURES			
Dimensions	82x190x40	60x44x18	30x55x10
Environmental protection (IP/IK)	54 (IP65)	-	
Power supply (V)	12-24Vac/cc		Includes battery 3Vdc CR2032
Consumption (mA) without lock release	60/90	50/100	12
Frequency	868,35Mhz		
Maximum power absorbed	5W		
Radiated power	<25mW		
Distance	100mts		
Codification	High secured changing code. Rolling Code 19 trillion of combinations		
Operating temperature	[-20°C to 85°C]	[-20°C to 55°C]	

*Bistable: Per each valid identifier, it activates or deactivates the device.

DIAGRAM. STAND-ALONE ACCESS CONTROL INSTALLATION WITH INTEGRATED CONTROLLER

KEYPAD



PROXIMITY

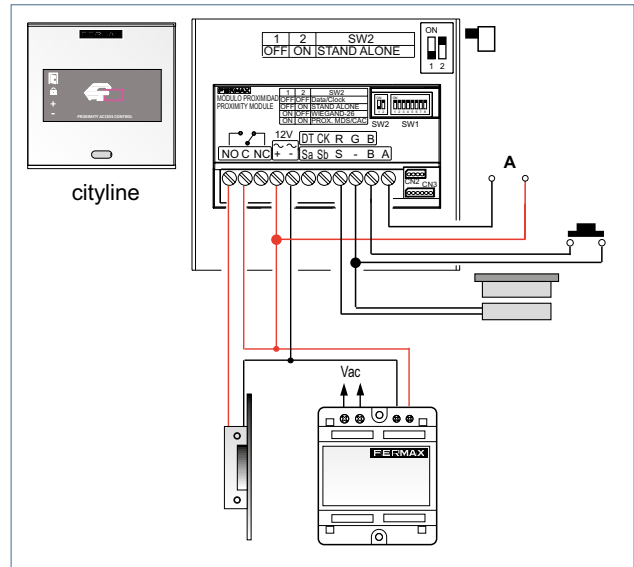
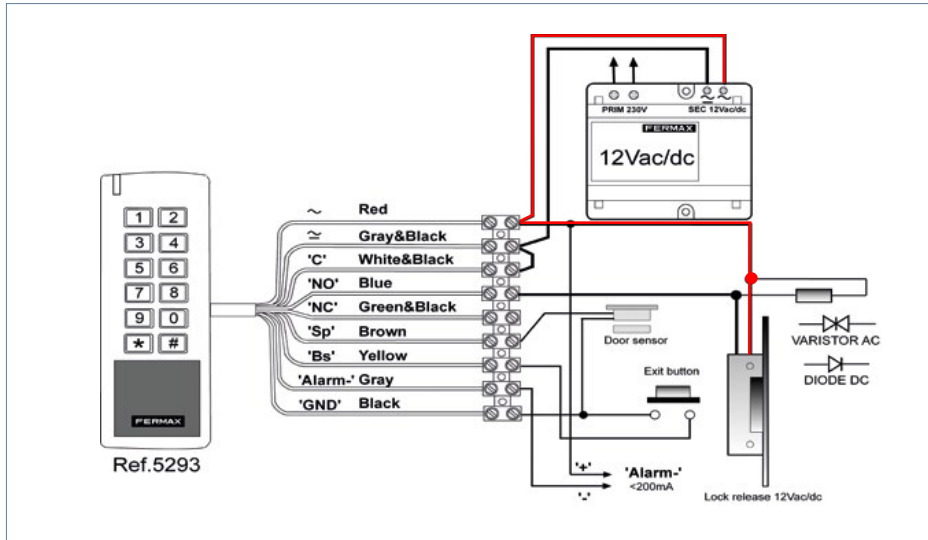
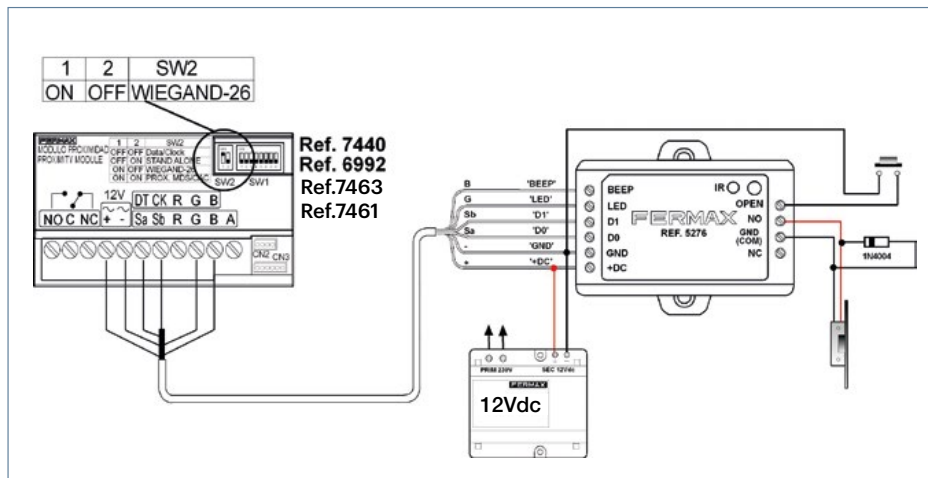


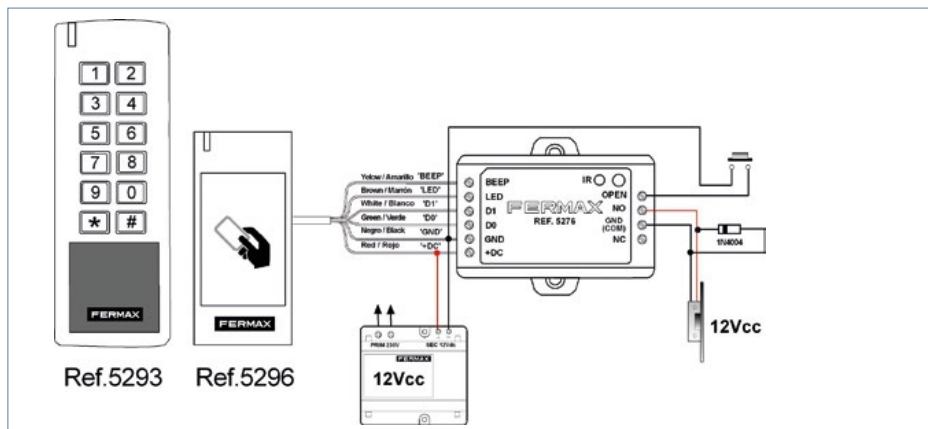
DIAGRAM. STAND-ALONE ACCESS CONTROL INSTALLATION RESISTANT KEYPAD WITH INTEGRATED CONTROLLER



WITH EXTERNAL CONTROLLER CITY READER WITH MINI CONTROLLER



WG READERS



PROXIMITY CENTRALISED AC-MAX

GENERAL FEATURES	7440	6992	5472
Reader type	Modular	Monoblock	Anti-vandal
Keypad type	Injected chromed zamak blue backlighted		
Finish	Aluminium		Stainless steel
Mounting	Flush/Surface (optional)		
Audio/visual notification	Yes		
Operation mode	Card		
PROGRAMMING			
From PC	AC-MAX Software		
TECHNICAL FEATURES			
Reader dimensions	105,2x47,5	130x128	150x180
Flush box	ref.8851	ref.8948 (included)	ref.4641
Surface box	ref.7061	ref.7061	ref.4645
Environment protection (IP/IK)	54/07		54/09
Power Supply (V)	12Vcc		
Consumption (mA) without lock release	90/110		
Compatibility	Cards/Keyrings EM 125KHz/Requires an additional adaptor (ref. 5226)		
Operating temperature	[-15°C a 55°C]		
Terminals	+, -, DO, D1, G, B		

* The readers ref.7461 and ref.6958 have the same technical features as the reader ref.5296, except for the aesthetics.

WIEGAND KEYPAD CENTRALISED AC-MAX

GENERAL FEATURES	5191	5190	5192
Reader type	Modular	Monoblock	Anti-vandal
Keypad type	Injected chromed zamak blue backlighted		
Finish	Aluminium		Stainless steel
Capacity	Set by the external controller		
Mounting	Flush/Surface (optional)		
Controller	External		
Audio/visual notification	Yes (depends on the controller)		
Doors (relays)	1 (1A, C/No/Nc)		
Auxiliary relay	No		
Integrated proximity	No		
PROGRAMMING			
From PC	AC-MAX Software		
TECHNICAL FEATURES			
Reader dimensions	105,2x95	130x128	150x180
Flush box	ref.8852	ref.8948 (included)	ref.4641
Surface box	ref.7062	ref.7061	ref.4645
Environment protection (IP/IK)	54/07		54/09
Power Supply (V)	12Vdc		
Consumption (mA) without lock release	70		
Compatibility	-		
Proximity protocol/ keyboard transmission format	4/8 bits burst keypad (selectable by SW1)		
Operating temperature	[-15°C to 55°C]		
Terminals	+, -, DO, D1, G, B		



REFERENCE INDEX

FERMAX

REF	DESCRIPTION	FAM	PAGE	REF	DESCRIPTION	FAM	PAGE
1021	EMERGENCY MODULE 18 VDC	02	81,92	2068	BUZZER EXTENSION CALL	02	99
1076	MC740 G2 MAGNETIC CONTACT	19	107,112	2289	MARINE JOINING BOLTS SET	02	43,78
1087	MDS/AC+ REMOTE MANAGEMENT TERMINAL	02	91	2306	MANUAL PROGRAMING KEYPAD	19	38,88
1345	MDS-FIBER OPTICS CONVERTER	02	93	2336	PROXIMITY CARD EM (WITH MAGNETIC STRIPE)	19	90
1401	1/W VIDEO WAY 7" KIT	03	21	2339	MDS REPEATER	02	93
1402	2/W VIDEO WAY 7" KIT	03	21	2340	CALL MULTIPLIER	02	99
1410	WAY KIT P.S.U. DIN8 26VDC-2A	02	21	2379	MDS DIGITAL 2 ACCESSES SHIFTER	02	91
1412	7" WAY KIT MONITOR 1	04	21	2405	1 ACCESS MDS DIGITAL CENTRAL UNIT	02	91
1413	7" WAY KIT MONITOR 2	04	21	2418	4/W MDS VIDEO DISTRIBUTOR	04	93
1416	1/W COLOUR WAY VIDEO KIT PANEL	03	21	2419	8/W MDS VIDEO DISTRIBUTOR	04	93
1417	2/W COLOUR WAY VIDEO KIT PANEL	03	21	2424	4/W MDS AUDIO DECODER	02	93
1418	WAY RELAY MODULE	02	21	2425	8/W MDS AUDIO DECODER	02	93
1419	WAY SWITCHER/DISTRIBUTOR	04	21	2429	8 MDS/AC+ SENSOR DECODER	02	93
1431	1/W VIDEO WAY-FI 7" KIT	03	20	2430	8 MDS/AC+ RELAY DECODER	02	93
1436	7" WAY-FI KIT MONITOR	03	20	2436	4 PANELS MDS DECODER	02	93
1438	1/W WAY-FI VIDEO KIT PANEL	03	20	2438	VDS LIGHT/BUZZER ACTIVATOR	02	81
1440	WAY-FI KIT P.S.U. DIN8 26VDC-2A	02	20	2441	16 CALL EXTENSION MODULE	02	43,78
1445	KIN TOUCH PANEL MEET	11	62	2443	MDS DIRECT/CITY 1 ACCESS SWITCHER	04	85
1449	KIN PANEL FLUSH BOX MEET	11	62	2448	2/W VIDEO DISTRIBUTOR	04	80
1455	MARINE DIGITAL VIDEO PANEL MEET	11	64	2449	4/W VIDEO DISTRIBUTOR	04	80
1456	MARINE DIRECTORY PANEL MEET	11	64	2450	VDS VIDEO SWITCHER MODULE	04	80,81
1457	MARINE MEET HOOD	11	64	2466	PC DECODER PROGRAMMING MODULE	02	91,93
1458	MARINE PANEL SURFACE BOX MEET	11	64	2492	VDS GUARD UNIT CONNECTION MODULE	02	80
1459	MARINE PANEL FLUSH BOX MEET	11	64	2532	MDS DIRECT CITYMAX GUARD UNIT	02	85
1465	LIFT DISPATCH 32 SENSORS MODULE	11	73	2536	VDS CITYMAX GUARD UNIT	02	80
1485	MEET MONITOR DESKTOP SUPPORT	11	66,67	2537	MDS DIGITAL DESKTOP GUARD UNIT	02	91
1489	WIT 10" MONITOR FLUSH BOX MEET	11	67	2540	4+N SKYLINE CABLE CONNECTION	02	95
1490	EXTERNAL DOORLOCK RELAY MEET	11	73	2541	DUOX/VDS/BUS2 SKYLINE CABLE CON. 6W	02	39
1491	MEET 4 RELAY MODULE	11	73	2542	5W CITY PANEL CABLE CONNECTION	02	39
1494	MEET GUEST CODE WIEGAND MODULE	11	73	2879	ELECTRIC RIM LOCK MOD.962-DOUBLE KEY+PUSH	02	105
1496	MEETME CALL DIVERT LICENCE W/O TERM 1APT	11	69	2892	L22-TYPE GREY SHIELD	02	107
1498	SP-POE12 POE SPLITTER	11	73	2893	M-TYPE SHIELD	02	107
1586	SWITCH POE 4 PORTS	11	51,73	2894	P22-TYPE GREY SHIELD	02	107
1587	SWITCH POE 8 PORTS	11	73	2913	DOOR CONTACT 2C (DOUBLE)	02	107
1608	USB AC-MAX LICENCE KEY6-LKY	19	118	2922	DOOR CONTACT 3C (TRIPLE)	02	107
1616	FERMAX MEET RELAY DECODER 10 OUTPUTS	11	73	2923	LOCK RELEASE N-2001 CHROME	02	105
1727	ELECTRIC STRIKE 540AaD-412 MAX	02	104	2940	LOCK RELEASE N-2003 AL.ANOD	02	105
1728	ELECTRIC STRIKE 540Aa-412 MAX	02	104	2973	S-TYPE SHIELD	02	107
1777	ELECTRIC STRIKE 540N MAX	02	103	2975	G-TYPE GREY SHIELD	02	107
1780	ELECTRIC STRIKE 540Aa MAX	02	104	2984	LOCK RELEASE MOD.8000N WITH CHAIN	02	105
1781	ELECTRIC STRIKE 540AaD MAX	02	104	2985	GE-TYPE SHIELD	02	107
1782	ELECTRIC STRIKE 540N-412 MAX	02	103,105	2987	2006-TYPE GREY CASE	02	107
1786	ELECTRIC BOLT MOD.700N-512/524 (V7)	02	106	3004	LOCK RELEASE MOD.6000N	02	105
1794	ELECTRIC STRIKE 540N-512 MAX	02	103	3005	LOCK RELEASE MOD.6000A	02	105
1799	ELECTRIC STRIKE 540ND MAX	02	103	3006	LOCK RELEASE 6000AD	02	105
1810	ELECTRIC STRIKE 540Ab-412 MAX	02	104	3050	ELECTROMAGNETIC LOCK FLUSH-MOUNTED	02	106
1811	ELECTRIC STRIKE 540AbD MAX	02	104	3064	LOCK RELEASE MOD.PN (panic)	02	105
1812	ELECTRIC STRIKE 540Ab MAX	02	104	3083	FLEXIBLE CONDUIT	02	107
1813	UNIVERSAL ELECTRIC STRIKE 990ND 10-24V MAX	02	103	3101	AUTOMATIC LOCK MOD.850/50A	02	106
1814	UNIVERSAL ELECTRIC STRIKE 990ND TOP 10-24V	02	103	3102	AUTOMATIC LOCK MOD.850/25A	02	106
1817	UNIVERSAL ELECTRIC STRIKE 990N-L22 10-24V	02	103	3233	DUOX PLUS BASIC RELAY	02	51
1820	LOCK RELEASE 540Ab-412-S MAX	02	104	3255	DUOX PLUS LINE ADAPTOR	02	50
1821	LOCK RELEASE 540Ab-S MAX	02	99,104	3260	2/W VDS MINI DISTRIBUTOR	04	80
1823	LOCK RELEASE 990Ab-L22 12-24V MAX	02	104	3262	4/W VDS MINI DISTRIBUTOR	04	80
1824	LOCK RELEASE 990Ab-P22 12-24V MAX	02	104	3265	VDS PROGRAMMER	02	80
2008	8 CALL EXTENSION MODULE	02	43,78	3266	WIFI VDS CALL DIVERT WI-BOX	02	22,81
2013	ADDITIONAL FUNCTIONS RELAY	02	81,99	3267	DUOX PLUS RELAY	02	51
2040	ELECTRONIC EXTENSION CALL	02	51,81,99	3268	1/W DUOX PLUS DUAL REGENERATOR	02	49
2060	BATTERY ADAPTOR 12 V	02	92	3269	2/W DUOX PLUS REGENERATOR	02	49
				3289	DUOX PLUS FILTER 24VDC	04	50

REF	DESCRIPTION	FAM	PAGE	REF	DESCRIPTION	FAM	PAGE
3388	UNIVERSAL FRAME	04	48,79,80,98	5172	SINGLE PARTITION LICENCE (MULTI-COMPANY)	19	118
3389	UNIVERSAL FRAME LARGE	04	48,79,80,98	5190	CITY KEYPAD READER	19	112,118
3390	VDS BASIC LOFT TELEPHONE	02	80,129	5191	SKYLINE KEYPAD READER	19	38
3391	VDS EXTRA LOFT TELEPHONE	02	80,129	5201	AC-MAX EXPANDER 8 INPUTS/OUTPUTS EXP8-IO	19	118
3394	4+N EXTRA LOFT TELEPHONE	02	98	5204	READER PROX. DESKTOP AC-MAX KEY3-USB	19	118
3426	VEO 4+N TELEPHONE	02	27,28,98	5207	CONTACTLESS PUSH BUTTON FLUSH MOUNTED	19	112
3431	UNIVERSAL 4+N VEO TELEPHONE	02	98,129	5208	CONTACTLESS PUSH BUTTON SURFACE BOX	19	112
3441	LOFT TELEPHONE HANDSET W/INDUCT.LOOP	02	48,80,98	5209	LIFT CONTROL METAL ENCLOSURE AC-MAX	19	118
3443	VEO TELEPHONE HANDSET W/INDUCT.LOOP	02	48,79,98	5221	LIFT CONTROL 8 FLOORS LICENCE AC-MAX	19	118
3444	DUOX PLUS VEO TELEPHONE	02	26,48	5222	LIFT CONTROL 8 FLOORS KIT AC-MAX	19	118
3450	DUOX PLUS ILOFT TELEPHONE	02	26,48	5223	KIT AC-MAX 2 DOORS	19	118
3452	DUOX PLUS EXTRA LOFT TELEPHONE	02	48	5224	KIT AC-MAX 4 DOORS	19	118
3610	MEMOKEY CITY CLASSIC READER	19	129	5225	FPAC-MAX FINGERPRINT READER	19	118
3749	VEO/LOFT TEL. DESKTOP SUPPORT	02	48,80,98	5231	KEYSINGLE PLUS2 REMOTE CONTROL	19	38,88,90,115,118
4515	PROXIMITY KEYPAD EM	19	38,88,90,115	5232	KEYSINGLE PLUS4 REMOTE CONTROL	19	90
4545	TELEPHONE INTERFACE	02	99	5233	INKEY-MINI IP FINGERPRINT READER W/PROX MIFA	19	113
4579	SPECIAL MARINE RAINHOOD	02	42,65,78,89	5234	USB INKEY-MINI FINGERPRINT READER	19	112
4580	SPECIAL MARINE FLUSH BOX	02	42,65,78,89	5237	RESISTANT PROXIMITY KIT	19	111
4581	SPECIAL MARINE SURFACE BOX	02	42,65,78,89	5238	RESISTANT MEMOKEY KIT	19	111
4614	VIDEO SELECTOR	04	81	5249	RF 868MHZ SYSTEM KIT FOR SHOPS	19	111
4641	MARINE ST1 FLUSH BOX	02	16,26, 42,78	5250	RF BASIC-2B RECEIVER 12-24V	19	112
4642	MARINE ST2 FLUSH BOX	02	16	5259	RF KEYSINGLE MINI REMOTE CONTROL	19	38,88,90,115,118
4643	MARINE ST3 FLUSH BOX	02	43	5266	RF-WIEGAND RECEIVER 12 VDC	19	90,112,118
4644	MARINE ST4 FLUSH BOX	02	43	5276	STAND-ALONE CONTROLLER 1 DOOR WG	19	111
4645	MARINE ST1 SURFACE BOX	02	42,78	5287	EMBED EXIT BUTTON (SBUTTON 1)	19	112
4647	MARINE ST3 SURFACE BOX	02	43	5288	SURFACE EXIT BUTTON (SBUTTON 5)	19	112
4648	MARINE ST4 SURFACE BOX	02	43	5291	RF BASIC-MINI RECEIVER 12-24V	19	38,88
4653	MARINE ST3+ FLUSH BOX	02	43	5293	KEYPAD W/PROXIMITY RESISTANT	19	90,112,118
4654	MARINE ST3+ SURFACE BOX	02	43	5296	RESISTANT PROX. READER WG	19	90,112,118
4655	MARINE ST3+ HOOD	02	43	5471	MARINE ST3 DIRECTORY PANEL	02	43
4701	MARINE ST1 HOOD	02	42,78	5601	iLOFT TELEPHONE VDS EXTRA	02	80
4703	MARINE ST3 HOOD	02	43	5636	iLOFT TEL. DESKTOP SUPPORT	02	48,80
4704	MARINE ST4 HOOD	02	43	5918	CABLE FOR AUDIO DATA POWER (100M ROLLS)	00	93
4800	P.S.U DIN4 230Vac/12Vac - 1,5A	02	50,81,99,107	5919	CABLE FOR VIDEO+POWER (100M ROLLS)	00	81,93
4802	P.S.U. DIN4 230VAC/12VAC-1A	02	15,16,17,26,27,28,29, 50,81,99,107	5922	MDS CABLE TELEPHONE (100M ROLLS)	00	93
4810	P.S.U. DIN10 230VAC/12VAC+18VDC-1.5A	02	22,81	5925	DUOX PARALLEL CABLE 2X1 RED/BLACK	00	51
4812	P.S.U. DIN6 100-240VAC/18VDC-1,5A	02	81,92	6201	1/W CITYMAX AUDIO KIT WH./TEL	03	27
4813	P.S.U. DIN6 100-240VAC/12VDC-2A	02	73,92,107,112	6202	2/W CITYMAX AUDIO KIT WH./TEL	03	27
4825	POWER SUPP. UNIT+FILTER DIN10 24VDC-2.5A	02	15,16,17,26,50	6203	3/W CITYMAX AUDIO KIT WH./TEL	03	29
4830	POWER SUPPLY UNIT DIN-6 100-240VAC/18	02	81,92	6204	4/W CITYMAX AUDIO KIT WH./TEL	03	29
4840	P.S.U. DIN-6 100-240VAC/24VDC-2A	02	50	6206	6/W CITYMAX AUDIO KIT WH./TEL	03	29
4845	1/W 4+N CITY KIT AUDIO PANEL	03	27	6208	8/W CITYMAX AUDIO KIT WH./TEL	03	29
4860	1/W 4+N AUDIO CITY KIT	03	27	6210	10/W CITYMAX AUDIO KIT WH./TEL	03	29
4862	2/W 4+N AUDIO CITY KIT	03	27	6212	12/W CITYMAX AUDIO KIT WH./TEL	03	29
4863	3/W 4+N AUDIO CITY KIT	03	28	6214	14/W CITYMAX AUDIO KIT WH./TEL	03	29
4864	4/W 4+N AUDIO CITY KIT	03	28	6216	16/W CITYMAX AUDIO KIT WH./TEL	03	29
4865	10/W 4+N AUDIO CITY KIT	03	28	6218	18/W CITYMAX AUDIO KIT WH./TEL	03	29
4866	6/W 4+N AUDIO CITY KIT	03	28	6220	20/W CITYMAX AUDIO KIT WH./TEL	03	29
4867	12/W 4+N AUDIO CITY KIT	03	28	6222	22/W CITYMAX AUDIO KIT WH./TEL	03	29
4868	8/W 4+N AUDIO CITY KIT	03	28	6224	24/W CITYMAX AUDIO KIT WH./TEL	03	29
4869	14/W 4+N AUDIO CITY KIT	03	28	6545	3.5" VDS BASIC SMILE MONITOR	04	79
4871	16/W 4+N AUDIO CITY KIT	03	28	6550	7" VDS BASIC SMILE MONITOR	04	79
4874	18/W 4+N AUDIO CITY KIT	03	28	6565	WHITE SMILE MONITOR CONNECTOR	04	79
4875	20/W 4+N AUDIO CITY KIT	03	28	6566	SMILE MON. DESKTOP SUPPORT	04	79
4876	22/W 4+N AUDIO CITY KIT	03	28	6575	7" VDS BASIC SMILE TOUCH MONITOR	04	79
4877	24/W 4+N AUDIO CITY KIT	03	28	6750	UNIVERSAL ELECTRIC STRIKE 990N 10-24V MAX	02	51,81,92,103
4905	CITYLINE PROXIMITY KIT	19	111	6752	UNIVERSAL ELECTRIC STRIKE 990A 12-24V MAX	02	51,81,104
4906	CITY MEMOKEY KIT	19	111	6753	UNIVERSAL ELECTRIC STRIKE 990AD 10-24V MAX	02	104
5171	SINGLE DOOR LICENCE (COMPANY)	19	118	6780	UNIVERSAL ELECTRIC STRIKE 990N-512 MAX	02	103
				6958	CITYLINE WG MIFARE/EM PROXIMITY READER	19	90,112,118

REF	DESCRIPTION	FAM	PAGE	REF	DESCRIPTION	FAM	PAGE
6991	CITYLINE MEMOKEY	19	112	8053	UNIVERSAL LIGHT COMMANDER	02	99
6992	CITYLINE PROXIMITY READER	19	90,112	8084	PALACE BUS 3 TELEPHONE	02	98
7061	CITY S1 SURFACE BOX	02	39,88,98,112	8251	CITYLINE DECORATIVE FRAME S1	02	39,88,98
7062	CITY S2 SURFACE BOX	02	39,98,112	8252	CITYLINE DECORATIVE FRAME S2	02	39,98
7063	CITY SURFACE BOX S3	02	39,98	8253	CITYLINE DECORATIVE FRAME S3	02	39,98
7064	CITY SURFACE BOX S4	02	39,98	8254	CITYLINE DECORATIVE FRAME S4	02	39,98
7065	CITY SURFACE BOX S5	02	39,98	8255	CITYLINE DECORATIVE FRAME S5	02	39,98
7066	CITY SURFACE BOX S6	02	39,85,98	8256	CITYLINE DECORATIVE FRAME S6	02	39,98
7067	CITY SURFACE BOX S7	02	39,87,88,98	8257	CITYLINE DECORATIVE FRAME S7	02	39,87,88,98
7068	CITY SURFACE BOX S8	02	39,88,98	8258	CITYLINE DECORATIVE FRAME S8	02	39,88,98
7069	CITY SURFACE BOX S9	02	39,88,98	8259	CITYLINE DECORATIVE FRAME S9	02	39,88,98
7081	CITY SURFACE BOX S10	02	39,98	8264	S10 CITY FRAME	02	39,98
7286	MDS DIRECT CITY AUDIO PANEL COLOUR	02	85	8300	1/W CITY CLASSIC KIT PANEL	03	27
7287	COLOUR MDS DIRECT CITY PANEL	02	85	8378	CITY SINGLE ANGLE BOX S1	02	39,88
7297	COLOUR MDS DIGITAL CITY PANEL	02	87	8379	CITY SINGLE ANGLE BOX S2	02	39
7301	AUDIO MDS DIGITAL CITY PANEL	02	87	8380	CITY SINGLE ANGLE BOX S3	02	39
7332	SKYLINE FRAME 2V (S2)	02	37,77,84,86,95	8381	CITY SINGLE ANGLE BOX S4	02	39
7333	SKYLINE FRAME 3V (S4)	02	37,77,84,86,95	8382	CITY SINGLE ANGLE BOX S5	02	39
7334	SKYLINE FRAME 4V (S5)	02	37,77,84,86,95	8383	CITY SINGLE ANGLE BOX S6	02	39
7335	SKYLINE FRAME 5V (S6)	02	37,77,84,86,95	8384	CITY SINGLE ANGLE BOX S7	02	39,88
7336	SKYLINE FRAME 6V (S7)	02	37,77,84,86,95	8385	CITY SINGLE ANGLE BOX S8	02	39,88
7337	SKYLINE FRAME 7V (S8)	02	37,77,84,86,95	8386	CITY SINGLE ANGLE BOX S9	02	39,88
7338	SKYLINE FRAME 8V (S9)	02	37,77,84,86,95	8387	CITY SIMPLE ANGLE BOX S10	02	39
7339	SKYLINE FRAME 9V S10	02	37,77,84,86,95	8400	CITY SINGLE HOOD S1	02	39,88,98
7341	SKYLINE FRAME 1V (S1)	02	37,77,84,86,95	8401	CITY SINGLE HOOD S2	02	39,98
7365	4 PUSH. 104 W 4+N SKYLINE	02	95	8402	CITY SINGLE HOOD S3	02	39,98
7366	2 PUSH.102 V 4+N SKYLINE	02	95	8403	CITY SINGLE HOOD S4	02	39,98
7367	4 PUSH. 104 W VDS/BUS2 SKYLINE	02	37,77,84	8404	CITY SINGLE HOOD S5	02	39,98
7368	2 PUSH. 102 V VDS/BUS2 SKYLINE	02	37,77,84	8405	CITY SINGLE HOOD S6	02	39,98
7369	8 PUSH. 204 W 4+N SKYLINE	02	95	8406	CITY SINGLE HOOD S7	02	39,87,88,98
7370	4 PUSH. 202 V 4+N SKYLINE	02	95	8407	CITY SINGLE HOOD S8	02	39,88,98
7371	8 PUSH. 204 W VDS/BUS2 SKYLINE	02	37,77,84	8411	CITY DOUBLE HOOD S4	02	39
7372	4 PUSH. 202 V VDS/BUS2 SKYLINE	02	37,77,84	8412	CITY DOUBLE HOOD S5	02	39
7373	1 PUSH. 101 V 4+N SKYLINE	02	95	8413	CITY DOUBLE HOOD S6	02	39
7374	2 PUSH. 201 V 4+N SKYLINE	02	95	8414	CITY DOUBLE HOOD S7	02	39,87,88
7375	1 PUSH. 101 V VDS/BUS2 SKYLINE	02	37,77,84	8415	CITY DOUBLE HOOD S8	02	39,88
7376	2 PUSH. 201 V DUOX/VDS SKYLINE	02	37,77,84	8427	CITY DOUBLE FRAME S4	02	39
7399	SKYLINE AUDIO MODULE 4+N KIT	02	95	8428	CITY DOUBLE FRAME S5	02	39
7400	4+N AUDIO SKYLINE MODULE W	02	84,86,95	8429	CITY DOUBLE FRAME S6	02	39
7406	COLOUR 4+N VIDEO SKYLINE MODULE W	02	84,86	8430	CITY DOUBLE FRAME S7	02	39,88
7415	VDS AUDIO SKYLINE MODULE W	02	77	8431	CITY DOUBLE FRAME S8	02	39,88
7421	COLOUR VDS VIDEO SKYLINE MODULE W	02	77	8474	CITY DOUBLE FRAME S9	02	39,88
7438	SKYLINE MEMOKEY W	19	37,38,77,95	8480	CITY SINGLE HOOD S9	02	39,88,98
7439	DUOX/VDS/MDS SKYLINE DIRECT KEYPAD W	02	37,77,84,86	8481	SINGLE CITY HOOD S-10	02	39,98
7440	SKYLINE PROXIMITY READER V	19	37,38,88,77,84,86,95	8483	CITY DOUBLE HOOD S9	02	39,88
7442	SKYLINE METALLIC COMPLEMENT V	02	37,77,84,86,88,95	8500	CITY CLASSIC PANEL S1 AP 101	02	97
7443	SKYLINE METALLIC COMPLEMENT W	02	37,77,84,86,95	8501	CITY CLASSIC PANEL S1 AP 201	02	97
7444	SKYLINE PANORAMIC CARDHOLDER V	02	37,77,84,86,88,95	8590	CITY CLASSIC PANEL S4 AP 203	02	97
7445	SKYLINE PANORAMIC CARDHOLDER W	02	37,77,84,86,95	8591	CITY CLASSIC PANEL S4 AP 204	02	97
7447	BUS2/VDS/MDS SKYLINE DIGITAL KEYPAD	02	77,86	8592	CITY CLASSIC PANEL S4 AP 103	02	97
7448	ONE TO ONE V MODULE SKYLINE	02	37,77,84,86,88,95	8593	CITY CLASSIC PANEL S4 AP 104	02	97
7449	VDS/BUS2 SKYLINE DIGITAL DISPLAY W	02	77	8620	CITY CLASSIC PANEL S5 AP 205	02	97
7451	MDS SKYLINE DIGITAL DISPLAY W	02	86	8621	CITY CLASSIC PANEL S5 AP 206	02	97
7452	ONE TO ONE W/IND. LOOP V MODULE SKYLINE	02	37,77	8660	CITY CLASSIC PANEL S6 AP 207	02	97
7457	SKYL. DUOX-PROX/FING. DIG. KEYPAD	02	37	8661	CITY CLASSIC PANEL S6 AP 208	02	29,97
7460	DIGITIZER SKYLINE	02	84,86	8700	CITY CLASSIC PANEL S7 AP 209	02	29,97
7461	SKYLINE WG MIFARE/EM PROXIMITY READER V	19	38	8701	CITY CLASSIC PANEL S7 AP 210	02	29,97
7470	DUOX PLUS SKYLINE DISPLAY	02	37	8740	CITY CLASSIC PANEL S8 AP 211	02	29,97
7776	DOOR CONTACT 2CN (BLACK)	02	107	8741	CITY CLASSIC PANEL S8 AP 212	02	29,97

REF	DESCRIPTION	FAM	PAGE	REF	DESCRIPTION	FAM	PAGE
8811	AUTOMATIC AUDIO SWITCHER	02	99	9479	DUOX PLUS VEO-XL WIFI DDA 7" MONITOR	04	46
8819	1/W AUTOMATIC SWITCHER	02	99	9511	MILO 1W HOOD MEET	11	63
8829	JOINING BOLTS SET	02	39,41,85,87	9512	MILO DIGITAL MEET PLATE VISOR	11	63
8851	CITY FLUSH BOX S1	02	39,88,98,112	9513	KIN MEET PLATE VISOR	11	62
8852	CITY FLUSH BOX S2	02	39,98,112	9531	MILO DIGITAL VIDEO PANEL MEET	11	63
8853	CITY FLUSH BOX S3	02	39,98	9532	MILO TOUCH DIGITAL VIDEO PANEL MEET	11	63
8854	CITY FLUSH BOX S4	02	39,98	9533	1/W MILO VIDEO PANEL MEET	11	63
8855	CITY FLUSH BOX S5	02	17,26,41,39,98	9534	1/W MILO VIDEO PANEL WITH PROX MEET	11	63
8856	CITY FLUSH BOX S6	02	29,39,85,98	9535	MEET PROXIMITY READER	11	63
8857	CITY FLUSH BOX S7	02	29,39,41,87,88,98	9536	MILO DIRECTORY PANEL MEET	11	63
8858	CITY FLUSH BOX S8	02	29,41,39,88,98	9538	MEET PC PROXIMITY READER	11	73
8948	CITY FLUSH BOX FOR KIT (S1)	03	15,26	95391	MEET DESKTOP GUARD UNIT	11	70
8949	CITY FLUSH BOX FOR KIT (S4)	03	16	9540	MEET MANAGEMENT SOFTWARE	11	73
8951	CITY CLASSIC SURFACE BOX S1	02	98	9541	NEO/WIT MONITOR CONNECTOR MEET	11	66,67
8952	CITY CLASSIC SURFACE BOX S2	02	98	9542	MILO DIGITAL PANEL FLUSH BOX MEET	11	63
8953	CITY CLASSIC SURFACE BOX S3	02	98	9543	MILO 1/W PANEL FLUSH BOX MEET	11	63
8954	CITY CLASSIC SURFACE BOX S4	02	98	9545	MEET LIFT CONTROL GATEWAY	11	73
8955	CITY CLASSIC SURFACE BOX S5	02	98	9980	PERIPHERAL CCTV DOME CAMERA	04	20,81
8956	CITY CLASSIC SURFACE BOX S6	02	98	9981	PERIPHERAL CCTV BULLET CAMERA	04	20,81
8957	CITY CLASSIC SURFACE BOX S7	02	98	9982	POWER SUPPLY FOR PERIPHERAL CCTV CAMERA	04	20,51,81
8958	CITY CLASSIC SURFACE BOX S8	02	98	9983	BALUNS PAIR FOR PERIPHERAL CCTV CAMERA	04	20,81
8982	CITY FLUSH BOX S9	02	39,88,98	9984	POWER ADAPTOR FOR PERIPHERAL CCTV CAMERA	04	20,51,81
8983	CITY S-10 FLUSH BOX	02	39,98	9985	PERIPHERAL IP DOME CAMERA	04	51
8984	CITY CLASSIC SURFACE BOX S9	02	98	14501	NEO 7" MONITOR POE WHITE MEET	11	66
9017	MULTIWAY BUS3 SWITCHER	02	99	14591	MEET FLUSH BOX JOINING BOLTS SET	11	63,64
9191	CITY PANEL S1 MODULAR DECORATIVE FRAME	02	39,88	14701	WIT 7" MONITOR POE WHITE MEET	11	67
9192	CITY PANEL S2 MODULAR DECORATIVE FRAME	02	39	14703	WIT 7" MONITOR POE BLACK MEET	11	67
9193	CITY PANEL S3 MODULAR DECORATIVE FRAME	02	39	14811	WIT 10" HOME AUT. MONITOR POE WHITE MEET	11	67
9194	CITY PANEL S4 MODULAR DECORATIVE FRAME	02	39	14813	WIT 10" HOME AUT. MONITOR POE BLACK MEET	11	67
9195	CITY PANEL S5 MODULAR DECORATIVE FRAME	02	39	23361	PROXIMITY CARD W/O MAGNETIC STRIP EM	19	38,88,90,115
9196	CITY PANEL S6 MODULAR DECORATIVE FRAME	02	39	24661	USB ADAPTOR TO RS485	02	91,93,112
9197	CITY PANEL S7 MODULAR DECORATIVE FRAME	02	39,88	28151	LOCK RELEASE MOD.540Aa-S MAX	02	104
9198	CITY PANEL S8 MODULAR DECORATIVE FRAME	02	39,88	28201	LOCK RELEASE 540AD-S MAX	02	104
9199	CITY PANEL S9 MODULAR DECORATIVE FRAME	02	39,88	28341	LOCK RELEASE 540ND-S MAX	02	103
9200	DOUBLE PANEL MODULAR FRAME KIT	02	39,88	28371	GLASS DOOR U BRACKET FOR REF.30521	02	106
9201	TRIPLE PANEL MODULAR FRAME KIT	02	39,88	29001	TIMER	02	81,99
9401	COLOUR VDS VEO MONITOR 4.3"	04	22,79	29588	LOCK RELEASE 300N-412-S MAX	02	103
9402	VDS VEO MONITOR CONNECTOR	04	22,79	30521	ELECTROMAGNETIC LOCK SURFACE 300KG	02	106
9410	VEO MONITOR DESKTOP SUPPORT	04	48,79	30591	LOCK RELEASE 540ND-412-S MAX	02	103,105
9419	10/W DUOX PLUS SMART DECODER	02	50	30691	LOCK RELEASE 540A-S MAX	02	104
9420	VEO-XS/VEO-XL MONITOR DESKTOP SUPPORT	04	48	30701	LOCK RELEASE 540N-412-S MAX	02	92,103,105
9423	DUOX PLUS AUDIO VEO GUARD UNIT	04	49	30711	LOCK RELEASE 540N-S MAX	02	99,103
9425	4/W DUOX PLUS SMART DECODER	02	50	30781	BRACKET L-3 FOR REF.30521	02	106
9445	DUOX PLUS VEO 4.3" MONITOR	04	47	30791	BRACKET DOUBLE Z	02	106
9446	DUOX PLUS VEO WIFI 4.3" MONITOR	04	15,17,46	31725	MDS ELITE MARINE PANEL	02	89
9447	DUOX PLUS CONNECTOR	04	15,16,17,46,47	31727	VDS ELITE MARINE PANEL	02	78
9448	DUOX PLUS VEO-XS 4.3" MONITOR	04	47	31728	DUOX PLUS ELITE MARINE PANEL	02	42
9449	DUOX PLUS VEO-XS WIFI 4,3 MONITOR	04	15,16,17,46	31729	MEET ELITE MARINE PANEL	02	65
9453	IP/DUOX PLUS INTERFACE+CAMERA SET	04	51	40702	CITY PANEL DUOX PLUS S1 AP101	02	26
9454	IP/DUOX PLUS CAMERA INTERFACE	04	51	40708	CITY PANEL DUOX PLUS S1 CP101	02	15
9455	DUOX PLUS VEO DDA 4.3" MONITOR	04	47	44332	MARINE PANEL DUOX PLUS ST1 AP101	02	26
9456	DUOX PLUS VEO WIFI DDA 4.3" MONITOR	04	16,46	44338	MARINE PANEL DUOX PLUS ST1 CP101	02	16,42
9458	DUOX PLUS VEO-XS DDA 4.3" MONITOR	04	47	44348	MARINE PANEL DUOX PLUS ST1 CP201	02	42
9459	DUOX PLUS VEO-XS WIFI DDA 4.3" MONITOR	04	16,46	44438	MARINE BLACK PANEL DUOX PLUS ST1 CP101	02	16,42
9468	DUOX PLUS VEO-XL 7" MONITOR	04	47	48505	1/W COLOUR VDS VIDEO CITY KIT PANEL	03	22
9469	DUOX PLUS VEO-XL WIFI 7" MONITOR	04	15,17,46	49042	1/W DUOX PLUS MEMOPHONE CITY PANEL	19	26
9471	1W DUOX PLUS VIDEO CITY VEO-XL WIFI KIT	03	15	49071	1/W DUOX PLUS MEMOV CITY VEO WIFI KIT	19	17
9472	2W DUOX PLUS VIDEO CITY VEO-XL WIFI KIT	03	15	49081	1/W DUOX PLUS CITY OTO VEO WIFI KIT	03	16
9478	DUOX PLUS VEO-XL DDA 7" MONITOR	04	47	49121	1/W DUOX PLUS MEMOV CITY VEO-XS WIFI KIT	19	17

REF	DESCRIPTION	FAM	PAGE	REF	DESCRIPTION	FAM	PAGE
49132	1/W DUOX PLUS AUDIO MEMOPH CITY VEO KIT	19	26	70121	CITY PANEL 4+N S5 AP205	02	96
49171	1/W DUOX PLUS MEMOV CITY VEO-XL WIFI KIT	19	17	70131	CITY PANEL 4+N S5 AP206	02	96
49202	1/W DUOX PLUS AUDIO CITY VEO KIT	03	26	70221	CITY PANEL 4+N S6 AP207	02	96
49212	2/W DUOX PLUS AUDIO CITY VEO KIT	03	26	70231	CITY PANEL 4+N S6 AP208	02	96
50731	1/W DUOX PLUS VID MARINE VEO-XS WIFI KIT	03	16	70321	CITY PANEL 4+N S7 CP 209	02	96
50762	1/W DUOX PLUS AUDIO MARINE iLOFT KIT	03	26	70331	CITY PANEL 4+N S7 CP210	02	96
50772	1/W DUOX PLUS AUDIO CITY iLOFT KIT	03	26	70701	CITY PANEL 4+N S1 AP101	02	96
50781	1/W DUOX PLUS MARINE OTO VEO-XS WIFI KIT	03	16	70731	CITY PANEL 4+N S4 AP103	02	96
50831	1/W DUOX PLUS VID MARINE BLA. VEO-XS WIFI KIT	03	16	70741	CITY PANEL 4+N S4 AP104	02	96
52740	PROXIMITY KEYRING FERMAX MIFARE	19	38,73,90,115,118	71141	CITY PANEL 4+N S8 CP211	02	96
52750	PROXIMITY CARD MIFARE FERMAX	19	38,73,90,115,118	71151	CITY PANEL 4+N S8 CP 212	02	96
54333	MARINE PANEL ST1 AP 101 VDS	02	78	73631	DUOX PLUS DIRECT CITY VIDEO PANEL	02	41
54337	MARINE VIDEO PANEL VDS ST1 CP 101	02	78	73638	DUOX PLUS DIRECT 1W CITY VIDEO PANEL	02	41
54343	MARINE PANEL ST1 AP 201 VDS	02	78	73811	DUOX PLUS DIGITAL CITY VIDEO PANEL PROX	02	41
54347	MARINE VIDEO PANEL VDS ST1 CP 201	02	78	73818	DUOX PLUS DIG 1W CITY VIDEO PANEL PROX	02	41
55261	DUOX PLUS DIG. MARINE VID PANEL ST3	02	43	73871	DUOX PLUS DIGITAL CITY VIDEO PANEL	02	41
55268	DUOX PLUS DIG 1W MARINE VID PANEL ST3+	02	43	73878	DUOX PLUS DIGITAL 1W CITY VIDEO PANEL	02	41
55281	DUOX PLUS DIG. MARINE VID PANEL ST4 PROX	02	43	73881	1/W DUOX PLUS MEMOVISION CITY PANEL	19	17
55288	DUOX PLUS DIG 1W MARINE VID PANEL PROX	02	43	73891	CITY PANEL DUOX PLUS S4 CVP101 DDA	02	16
55361	MARINE PANEL DUOX PLUS ST2 CP101 DDA	02	0	73902	SKYLINE DUOX PLUS AUD. AMP. W	02	37
64551	LOCK RELEASE 540AbD-S MAX	02	104	73911	SKYLINE DUOX PLUS VID. AMP. W	02	37
64801	LOCK RELEASE 540N-512-S MAX	02	103	80447	BASIC CITYMAX TELEPHONE WHITE	02	27,29,98
67500	UNIVERSAL ELECTRIC STRIKE 990N CTC 10-24V	02	103	88101	DOUBLE CONTACT RELAY	04	81,99
67501	UNIVERSAL LOCK RELEASE 990N-P22 10-24V MAX	02	51,81,92,99,103,112	88231	P.S.U.DISTR.230VAC-12VAC-DC	02	99
67511	UNIVERSAL LOCK RELEASE 990ND-P22 10-24V	02	103	94111	1/W VDS VIDEO CITY VEO WIBOX KIT	03	22
67521	UNIVERSAL LOCK RELEASE 990A-P22 12-24V MAX	02	104	94421	2/W DUOX PLUS VIDEO CITY VEO WIFI KIT	03	15
67524	UNIVERSAL LOCK RELEASE 990A-S 12-24V MAX	02	99,104,112	94511	1/W DUOX PLUS VIDEO CITY VEO-XS WIFI KIT	03	15
67531	UNIVERSAL LOCK RELEASE 990AD-P22 10-24V	02	104	94521	2/W DUOX PLUS VIDEO CITY VEO-XS WIFI KIT	03	15
67532	UNIVERSAL LOCK RELEASE 990AD-L22 10-24V	02	104	95161	KIN PANEL SURFACE BOX MEET ALUMINIUM	11	62
67800	UNIVERSAL ELECTRIC STRIKE 990N-512 CTC MAX	02	103	95171	MILO DIGITAL PANEL SURFACE BOX MEET ALUMINI	11	63
70001	CITY PANEL 4+N S1 AP 201	02	96	95181	1/W MILO PANEL SURFACE BOX MEET ALUMINIUM	11	63
70031	CITY PANEL 4+N S4 AP203	02	96	953303	1/W MILO VIDEO PANEL BLACK MEET	11	63
70041	CITY PANEL 4+N S4 AP204	02	96				

LIST OF MOST SEARCHED OBSOLETE REFERENCES AND THEIR EQUIVALENTS.

OBSOLETE REF.	DESCRIPTION	EQUIVALENCES
1098	ADS BASIC CITYMAX MONITOR (for VISION 5 installations)	PVT03305 + PVT09567
2406	199 KIT VDS CITYMAX TELEPHONE	3390
2408	ADS COMMANDER FOR AC ELECT.LOCKS	PVT03264
2447	CITYMAX ADS BASIC MONITOR	9401 + 9402
2447	CITYMAX ADS BASIC MONITOR (for VISION 5 installations)	PVT03305 + PVT09567
2451	VDS BASIC CITYMAX TELEPHONE	3390
2452	VDS EXTRA CITYMAX TELEPHONE	3391
2456	CITYMAX ADS EXTRA MONITOR	9401 + 9402
2456	CITYMAX ADS EXTRA MONITOR (for VISION 5 installations)	PVT03305 + PVT09567
2483	B/W VISION 5 CAMERA	PVT09671 + PVT02444
2490	COLOUR CITY CLASSIC CAMERA MODULE	PVT09671
2502	PUSHBUTTON CITYMAX MODULE 4+N 101	PVT09679
3305	COLOUR VDS LOFT MONITOR 3,5"	9401 + 9402
3305	COLOUR VDS LOFT MONITOR 3,5" (for VISION 5 installations)	PVT03305
3310	B/W 4+N LOFT MONITOR	PVT03307 + PVT03315
3311	B/W VDS LOFT MONITOR (for VISION 5 installations)	PVT03305 + PVT09567
3319	B/W VDS LOFT CHALET MONITOR	9401 + 9402
3320	COLOUR VDS LOFT MONITOR 3,5"	9401 + 9402
3321	VISION 5 LOFT MONITOR T-20 CHALET W/BATT	PVT03305
3610	MEMOKEY CITY CLASSIC READER	6991
6070	DIGITAL CITYMAX MONITOR	9401 + 9402
7391	COLOUR DUOX VIDEO SKYLINE MODULE W	73911
7910	RF SYSTEM KIT FOR SHOPS	5249
8022	CITYMAX BASIC MONITOR	PVT03307 + PVT03315
8028	B/W CITY CLASSIC CAMERA MODULE	PVT09671
8039	UNIVERSAL CITYMAX TELEPHONE	3431
8044	BASIC CITYMAX TELEPHONE	3426 / 3431 / 80447
9405	DUOX VEO MONITOR (versions pre 11.30)	PVT09299
9405	DUOX VEO MONITOR (versions post 11.30)	9445 + 9447
9408	DUOX VEO-XS MONITOR (versions pre 12.30)	PVT09299
9408	DUOX VEO-XS MONITOR (versions post 12.30)	9447 + 9448
49201	1/W DUOX PLUS AUDIO CITY VEO KIT	49202
80397	UNIVERSAL CITYMAX TELEPHONE WHITE	3431
3311	B/W VDS LOFT MONITOR	9401 + 9402

The logo for FERMAX, consisting of the word "FERMAX" in white, bold, uppercase letters inside a dark blue rectangular box.

CONTACTS

FERMAX ELECTRÓNICA, S.A.U.
Avda. Tres Cruces, 133 • 46017 VALENCIA (Spain)

www.fermax.com

TELEPHONE

+34 96 317 80 11

export@fermax.com

SALES ASSISTANCE

 +34 96 317 80 11

TECHNICAL ASSISTANCE

 +34 96 317 80 02

SUBSIDIARIES AND REPRESENTATIVE OFFICES

FERMAX ASIA PACIFIC PTE LTD

Block 13, Lorong 8 Toa Payoh #07-12 Braddell Tech
319261 Singapore
 +65 6259 0700
fermax@fermax.com.sg / www.fermax.com

FERMAX BELGIUM

Nieuwstraat,10 • 1570 Galmaarden • Belgium
 +32 54 31 82 80
info@fermax.be / www.fermax.be

FERMAX COLOMBIA

Cll 93B No 19-35/57 Oficina 201 • Bogotá D.C.- Colombia
 +57 1 6915832
fermax@fermax.com / www.fermax.com

FERMAX FRANCE S.A.S.U.

13 Rue de la perdrix • Bâtiment 9 Hall B. ZI Paris Nord 2
93290 Tremblay en France
 +33 1 43 60 11 20
fermax@fermax.fr / www.fermax.fr

FERMAX MIDDLE EAST REGIONAL OFFICE

Office No. 7WA 3046
P.O. Box 293824
Dubai airport Freezone - Dubai (UAE)
 +971 4 253 3369 - FAX: +971 4 253 3370
mideast@fermax.com / www.fermax.com

FERMAX PORTUGAL

Via do Oriente nº12 E, Parque das Nações Norte
1990-514 LISBOA
 +351 915169236
portugal@fermax.pt / www.fermax.pt

FERMAX POLSKA Sp. z o.o

ul. Szkolna 86 • 62-002 Suchy Las
 +48 618 112 303
fermax@fermax.pl / www.fermax.pl

Office in Warsaw

ul. Minska 63a lok. 1 (budynek Pryzmat)
03-828 Warszawa

FERMAX (SHANGHAI) ELECTRONICS CO. LTD.

Room 705, Building A, Hongwell Lotus Plaza,
No. 1308, Lianhua Road • Shanghai
 +86 21-64659292 - FAX: +86 21-64654992
fermax@fermax.com.cn / www.fermax.com.cn

FERMAX TURKEY

Perpa Ticaret Merkezi A • Blok Kat:11 No:1567
Sisli / Istanbul
 +90 212 3560565 - FAX +90 212 3560691
info@fermax.com.tr / www.fermax.com

FERMAX UK LTD

36 Saffron Court
Southfields Industrial Estate
Laindon, Essex, SS15 6SS
 +44 01277 634555
fermax@fermaxuk.com / www.fermax.co.uk

COMMERCIAL CONDITIONS OF SALE

The present commercial conditions of sale shall be applicable to all sales or deliveries carried out by FERMAX, unless otherwise agreed in writing with the Buyer.

ORDERS

Orders shall be processed exclusively through authorized distributors.

DELIVERIES

The delivery dates agreed with FERMAX shall be considered approximate. FERMAX undertakes to do its utmost to comply with the agreed delivery dates, always provided the Buyer facilitates all correct information relating to the order and the delivery with sufficient anticipation.

The delivery term shall be reasonably extended when causes beyond the decision and control of FERMAX prevent to comply with the agreed delivery date.

ACCEPTANCE OF GOODS

The Buyer shall review and inspect the goods, as to quality and quantity, within the maximum period of five days after the date of delivery.

OWNERSHIP RESERVE AND RISKS

FERMAX shall continue to be the lawful owner of the Products supplied until the full payment of the agreed amounts.

Notwithstanding the above, the risks inherent to the Products supplied shall be conveyed to the Buyer from the moment the Products are delivered by FERMAX in accordance with the relevant incoterm agreed by FERMAX and the Distributor.

PRICES

Prices do not include any indirect taxes applicable according to the legislation in force from time to time. Other taxes, duties and charges that must be applied shall be

borne by the Buyer, unless otherwise agreed in writing with FERMAX.

SHIPPING COSTS

Prices established in offers, orders, catalogues and other documents are EXWORKS prices. Prices do not include the shipping cost except otherwise clearly indicated.

PAYMENT

Unless FERMAX and the Buyer agreed otherwise in writing, payments shall be made within the periods established by the legislation in force.

FERMAX may require the necessary guarantees to assure that the Buyer complies with all agreed payment terms and conditions, if appropriate considering the financial position of the latter.

GUARANTEES

FERMAX shall provide guarantee during a period of 36 months following the date of the sale invoice for any original defects in the Products, subject to the terms and conditions established in the legislation in force and in these Commercial Conditions of Sale. This guarantee applies only to products purchased on or after January 1st 2022. For all products purchased before that date the guarantee period remains 24 months.

These guarantee terms apply to products sold by FERMAX ELECTRONICA Spain directly to its distributors regardless the location of purchase.

The Products processed for guarantee that do not comply with the provisions set forth in the previous paragraph shall be treated as out of guarantee. FERMAX reserves the right to apply the appropriate measures to compensate any possible damages caused.

Any deficiencies beyond the control of FERMAX shall be excluded from the guarantee and liability of the latter, specially when they are the result of normal wear, false

information provided by the Buyer, inadequate maintenance, failure to observe the operating instructions, use of any inappropriate material, influence of chemical or electrolytic action or other similar causes.

The FERMAX guarantee shall be subject to the correct fulfilment of all payment terms and conditions agreed at the time of confirmation of the purchase order.

DAMAGES

Under no circumstances shall the Buyer be authorized to make contractual or extracontractual claims for damages deriving from, but not limited to, the loss of production, use, orders, profits, nor for any other direct, indirect or consequential damages.

FERMAX shall be only liable to compensate the client for the costs associated to repairing the deficiencies or incidents occurred during the process of supplying the goods that are attributable to the former.

RETURNS

All returns of material must attach a Return Authorization Document to be obtained from the Sales Department.

All materials must be in mint condition and include the original packaging before any return is authorized. Depreciations may be applied according to the corresponding policies in force.

FERMAX reserves the right to modify these commercial conditions of sale, as well as the prices of the Products. The technical and aesthetic characteristics of the Products may be modified from time to time. The graphic representations included are merely for illustrative purposes. FERMAX® is a registered trademark. All intellectual property and license rights reserved.

FERMAX
CONNECTIVITY FOR ALL

www.fermax.com | fermax@fermax.com

