



**VIVO**<sup>TM</sup>  
by **FERMAX**

In the future, everyone will have  
a video entry system at home.

You WON'T.



## You'll have much more

VIVO is the most cutting-edge monitor from FERMAX. An evolution in the concept of video door entry which, via IP technology, manages communication, security and peace of mind in the world's most prestigious residential complexes.

A tribute to the union of state-of-the-art technology with unique design, redefining its category to become Hi-Tech heart of your home.





Design by Ramón Benedito, industrial design guru and founder of the legendary Benedito Design Studio in Barcelona. FERMAX DESIGN WORLDWIDE PARTNER since 1975.

# A statement of style

With Full IP Technology

Designed with character and elegance, it is a statement of style and distinction conceived for the most advanced and demanding smart homes.

VIVO is an exquisite low profile shape terminal with a glass surface and 7" capacitive tactile screen which, operating with Full IP technology, provides high performance and electronic processing capacity. VIVO allows you to manage a wide range of functions intuitively, using the universal language of logic employed by this interface, with its Android operating system.



# You'll give life to your VIVO

Enjoy the most complete user experience and give life to your VIVO with the functions you want, whenever you want them.

Control the communication, safety and comfort of your home, making VIVO much more than a video entry system.



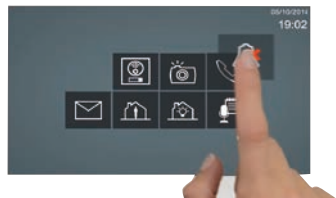
## Make your space exclusive

Match every detail to suit your decor. Create a custom look, choose from the wide range of screen background colours that VIVO offers.



## Customise your menu

With the stroke of a fingertip, you can add or remove functions as intuitively as you do with smartphones and tablets, through a capacitive touchscreen.




# VIVO defines how you are and how you like to live



## Choose your call tune

The variety of melodies composed for the VIVO monitor allows you to select from a range of call tones, with wraparound sound thanks to the monitor's two high-performance loudspeakers.



Call settings

01/07/2014

4:25

<div><div>✓</div><div>←</div></div>	Private panel	Scale
	Outdoor panel	Scale
	Internal call	Scale
	Bell	Beeper
	<input checked="" type="checkbox"/> Continuous call tone	<input type="checkbox"/> Silent panic alarm
	<input type="checkbox"/> Received message beep	<input type="checkbox"/> Family access beep





## Adjust your screen

Control screen brightness, contrast and colour for optimum picture quality.



## Manage your privacy

You can easily create or remove restrictions to safeguard the privacy and security of your home.

User PIN	1	2	3	01/07/2014 4:25
	4	5	6	
Enter user PIN	7	8	9	
	C	0	Ok	



# VIVO gives you complete control



## You decide whether or not to allow access

You allow access to the visitors you choose.



## They have left you a note

Record and save audio messages for your family and friends to play.



## You have a call



Make calls to and from the panel. In addition, you can see missed calls with the date, time and image capture of the visitor who called.



## Automatic opening

In special circumstances, the VIVO monitor can be set up to open the door automatically when a call is received.



## They call you from another room

You can also use VIVO to communicate with other rooms in your home.





## Image mailbox


VIVO has the capability to automatically record the image of all visitors, including those received while you were away. The images are stored along with the date and time of the call.

Not only that, while answering the call you can take a snapshot of your visitor.

With the addition of an SD card, you can also download your images.



## Your time to relax

If you need peace and quiet, set calls muted (Do not disturb) for specific or unlimited periods of time. A red bell  appears on the monitor to remind you that it is still in DO NOT DISTURB mode.



## Outdoor viewing

View images from all access cameras, simply by activating the auto-on function.



## Set your times

VIVO also has an alarm clock facility.





If your home uses an elevator, interact with it from VIVO for greater convenience and security.

## The Hi-Tech heart of your home

Thanks to LYNX-IP technology, VIVO allows integration of home automation systems, alarms, CCTV cameras and lifts, making it the true technological interface for smart homes.

Make your home a unique and stylish place where only you and yours enjoy all the well-being and comforts you can manage from VIVO; the technological heart of your home.



Always the latest technology



Technology today is not a luxury - for people like you it is a must. This is why VIVO is always ready for updating. With its IP technology, it is very easy to prepare the device for call forwarding to mobile, as well as integrating all the technological breakthroughs developed by FERMAX.

**VIVO**<sup>™</sup>  
by **FERMAX**



## VIVO Kit, ready for you

For single family homes and offices.

LYNX-TCP/IP TECHNOLOGY.



VIVO Monitor



Cityline Panel  
(IP Technology)



CISCO Switch  
ref1617

### Ref. 1635 LYNX VIVO KIT 1/W

New VIVO IP Monitor with capacitive 7" screen.

1 /W LYNX CITY Colour Video Panel

Switch (4 PoE +4) CISCO.

Power supply.

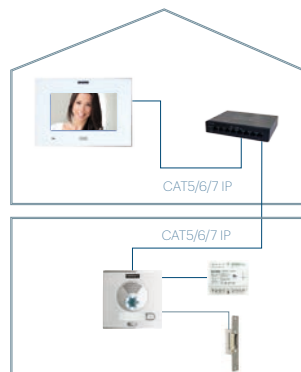
**VIVO**  
by **FERMAX**



## CITYLINE OUTDOOR PANEL

- Manufactured in highly weatherproof anodized profile (IP43 IK7).
- LED lighting for night vision.
- Message prompt for visitor “The door is open. Please close the door behind you”.

## BASIC INSTALLATION SCHEMATIC



## KIT EXTENSIONS

Can be expanded with up to 8 monitors and 8 entrance panels.

Ref. 1620 VIVO IP MONITOR  
Dimensions: 233x164x20

Ref. 1605 VIVO CONNECTOR

Ref. 1625 1/W IP LYNX CITY COLOUR VIDEO PANEL  
Panel dimensions: 130 x 128  
Flush box dimensions: 115 x 114 x 45.

Dimensions: (width) x (height) x (depth) mm.



FERMAX

**VIVO**<sup>TM</sup>  
by **FERMAX**

[www.fermax.com](http://www.fermax.com)

