

VIDEO INTERCOM


1

TECHNOLOGY INTRODUCTION

TECHNOLOGY INTRODUCTION

IP or 2-wire Intercom?

Hikvision IP



HD quality

Video Surveillance Integration

Mobile App

Remote Configuration


Remote Upgrade

3rd party integration

Which one is better?

**Hikvision 2 wire
intercom provides
the same features
as the IP system**

Hikvision 2 Wire



HD quality

Video Surveillance Integration

Mobile App

Remote Configuration

Remote Upgrade

3rd party integration

2

PRODUCT INTRODUCTION
2-WIRE INTERCOM

TECHNOLOGY INTRODUCTION

Product Family



DS-KD8003-IME2



DS-KAD706



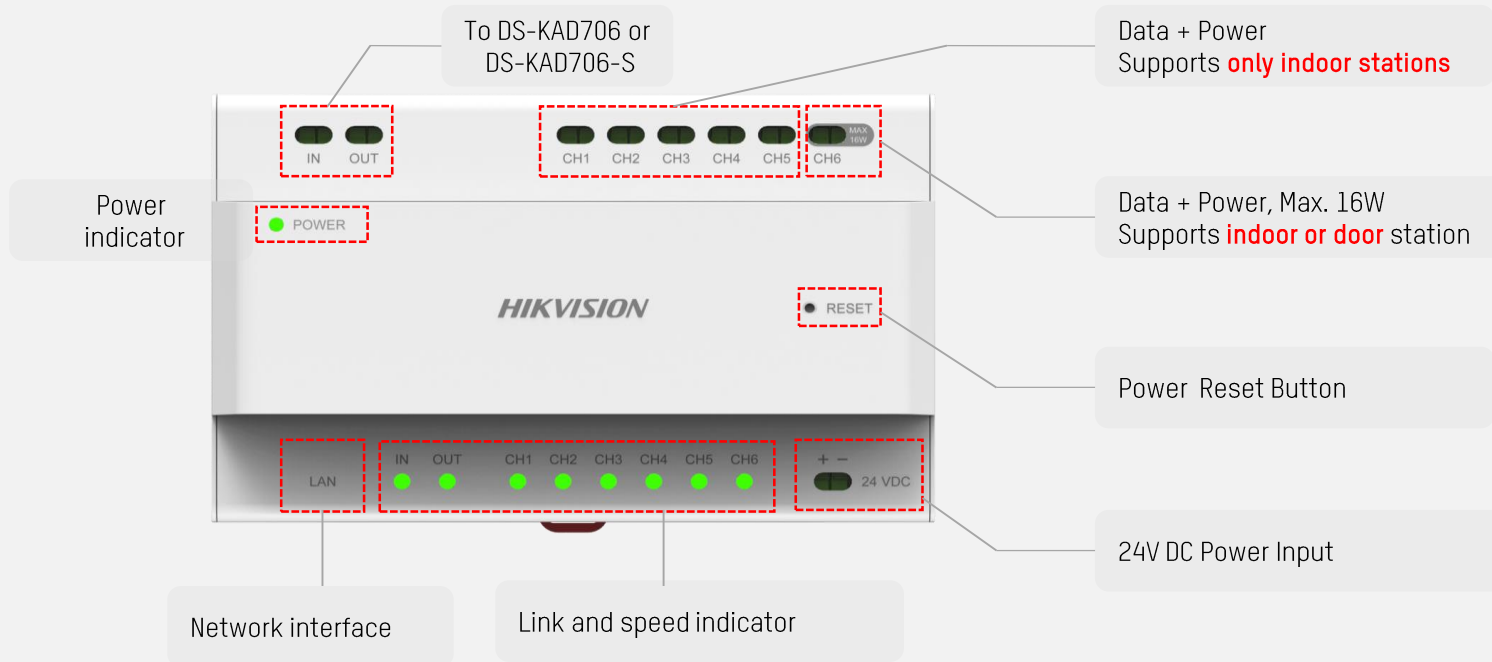
DS-KH6320-WTE2



DS-KAD706-S

PRODUCT INTRODUCTION

DS-KAD706 Door/indoor Station 2 Wire Distributor

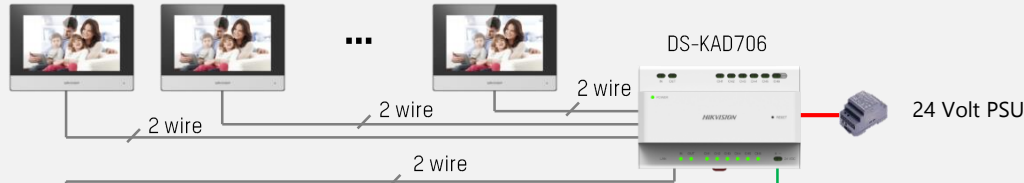


TECHNOLOGY INTRODUCTION

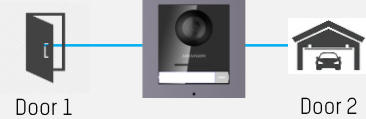
Single Home Topology

5 indoor Stations

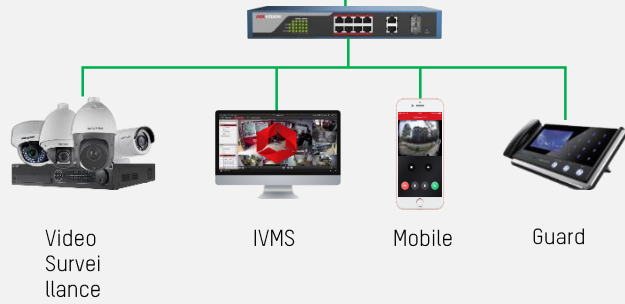
Max 6 indoor station
per DS-KAD706
(Outputs 1-6)



Max 1 Door Station
per DS-KAD706
(Output 6)



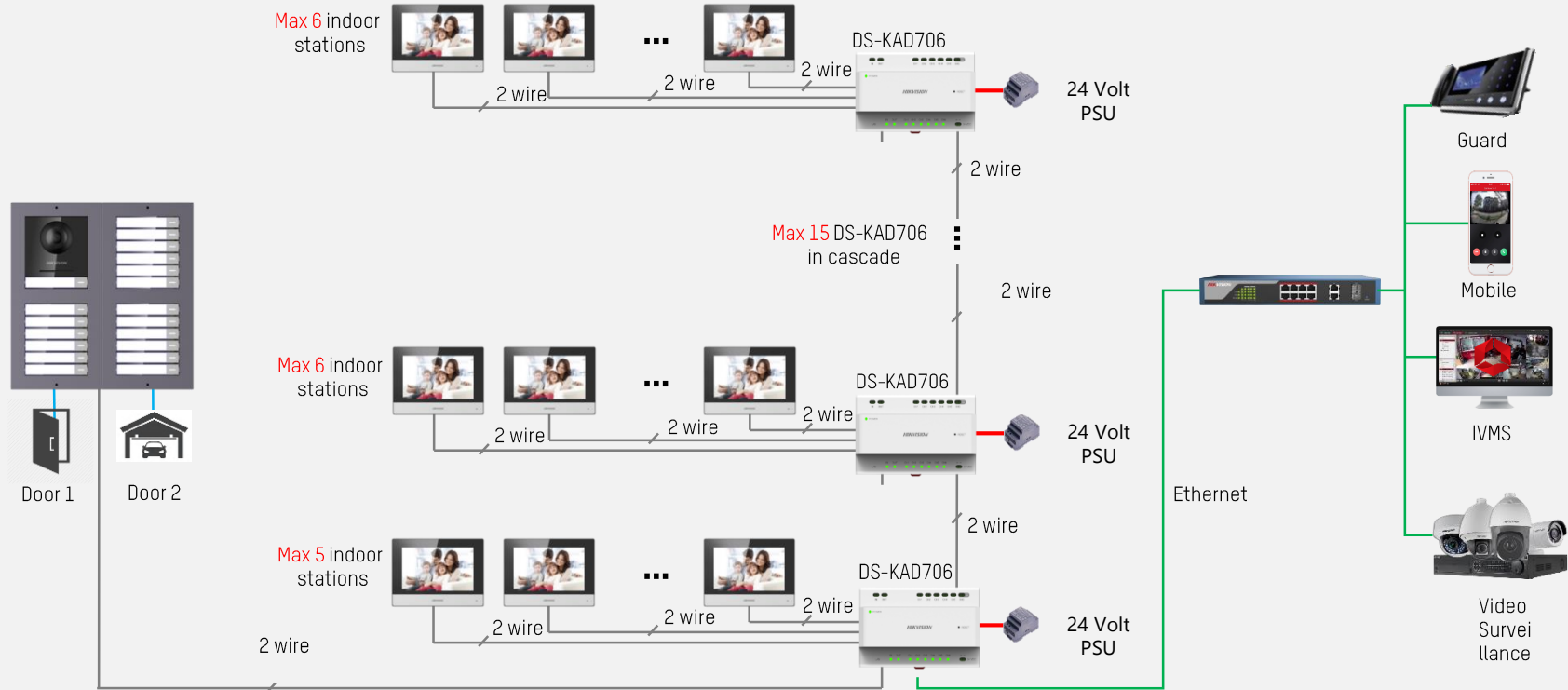
Ethernet



TECHNOLOGY INTRODUCTION

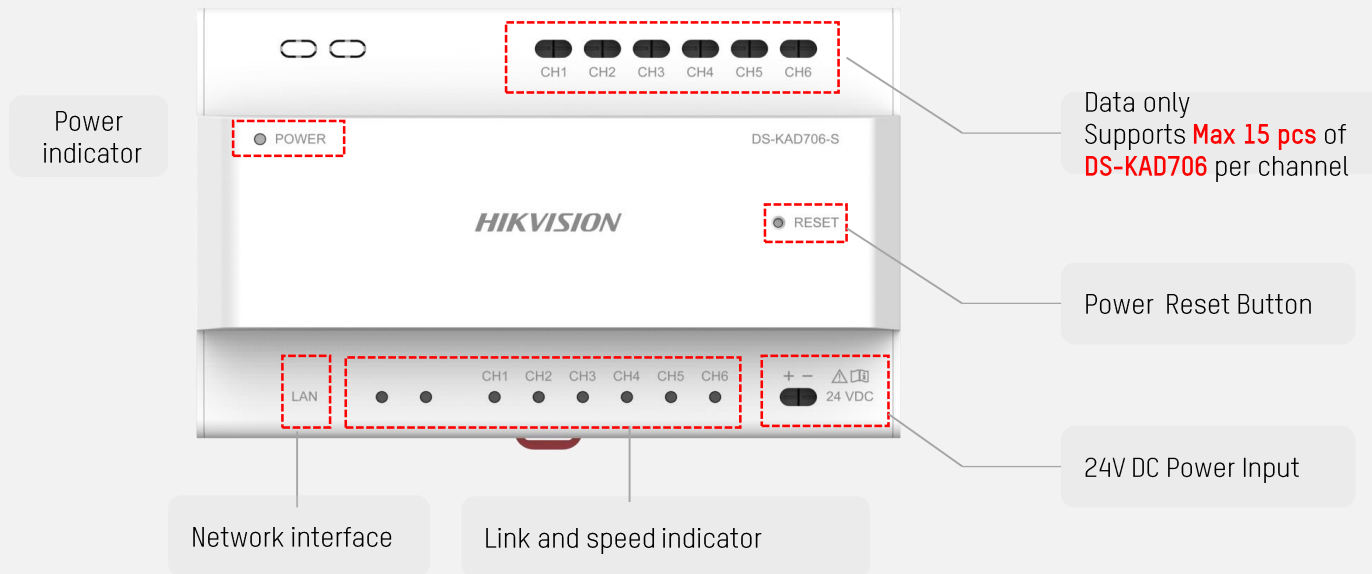
Single Building Single Backbone Topology

90 indoor Stations



PRODUCT INTRODUCTION

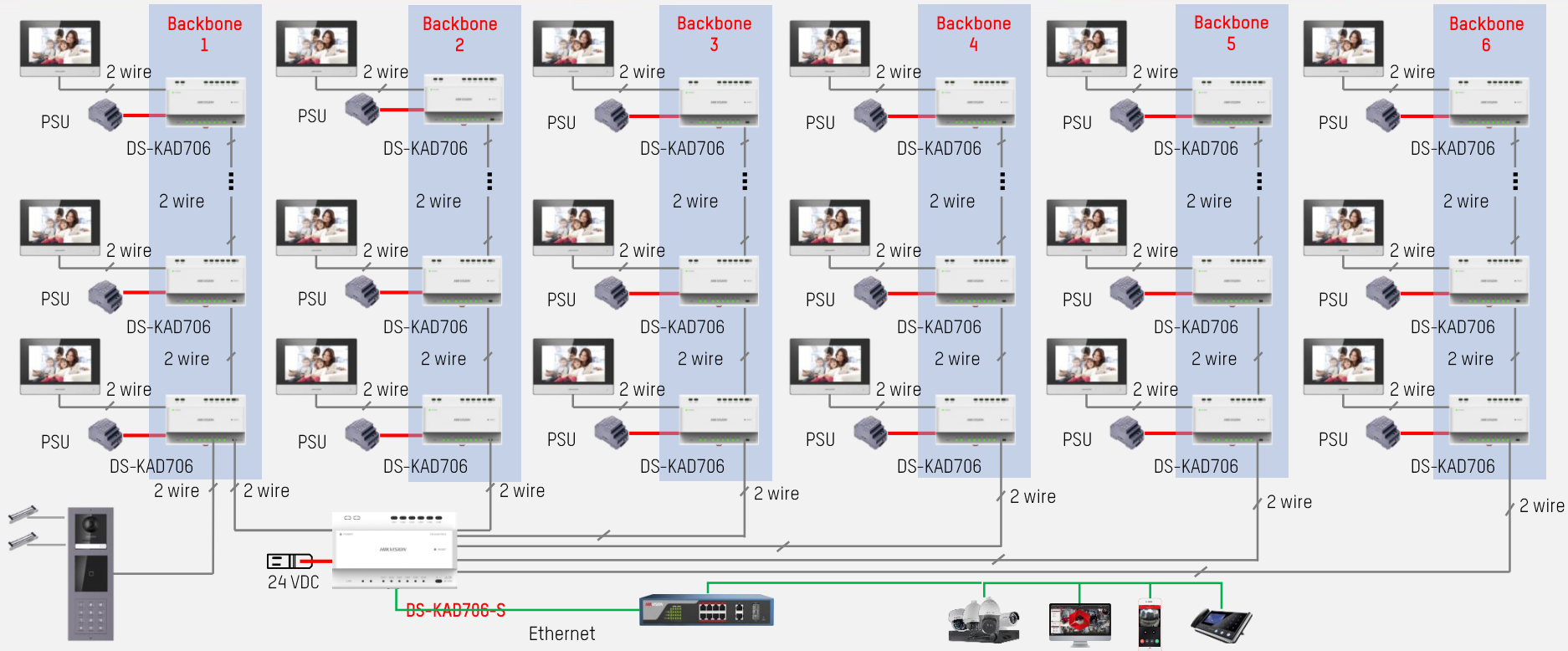
DS-KAD706-S Backbone 2 Wire Distributor



TECHNOLOGY INTRODUCTION

Single Building Multiple Backbone Topology

540 indoor Stations

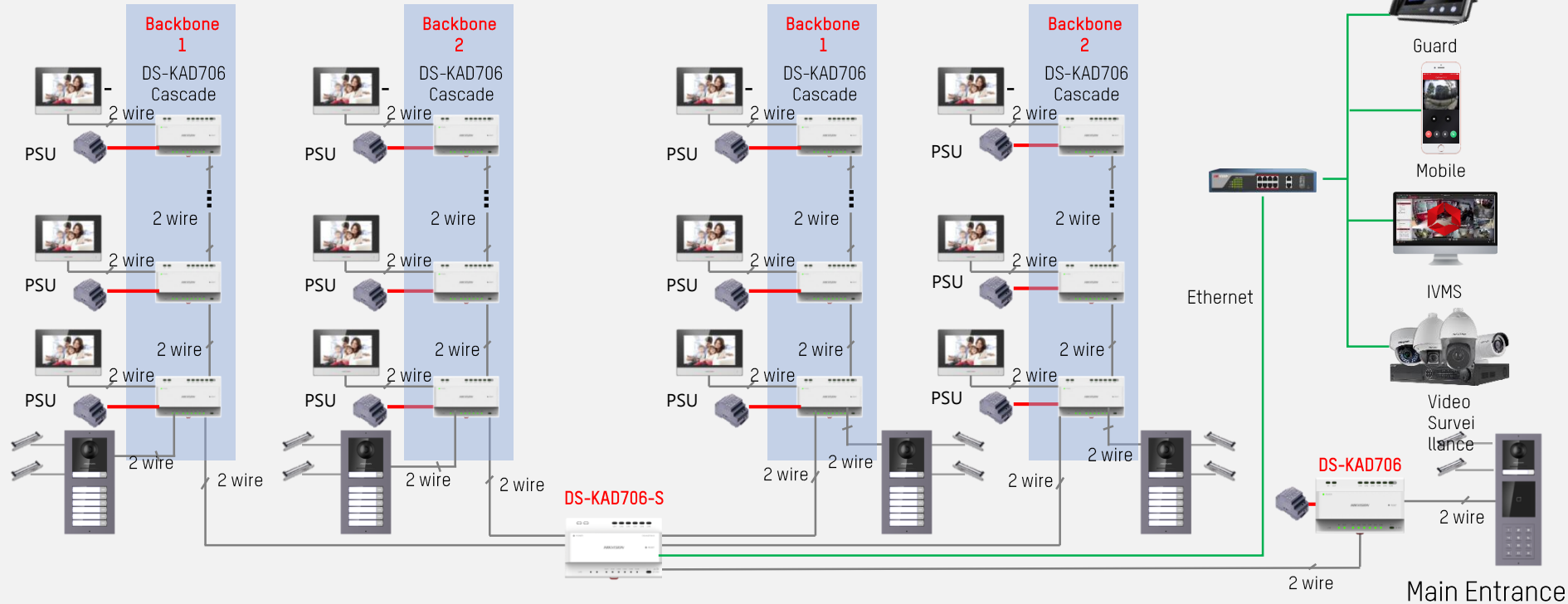


TECHNOLOGY INTRODUCTION

Multiple Buildings Multiple Backbones

Building 1

Building 2

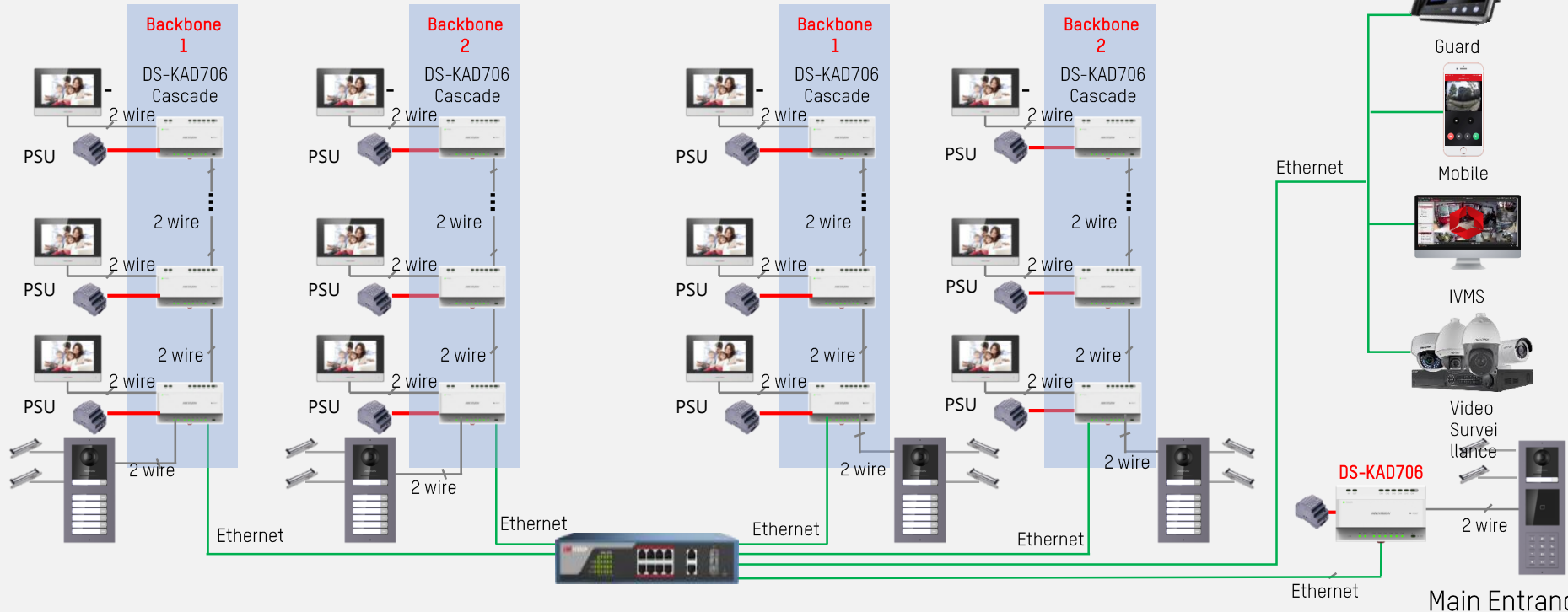


TECHNOLOGY INTRODUCTION

Multiple Buildings Mixed 2 Wire and IP Backbones

Building 1

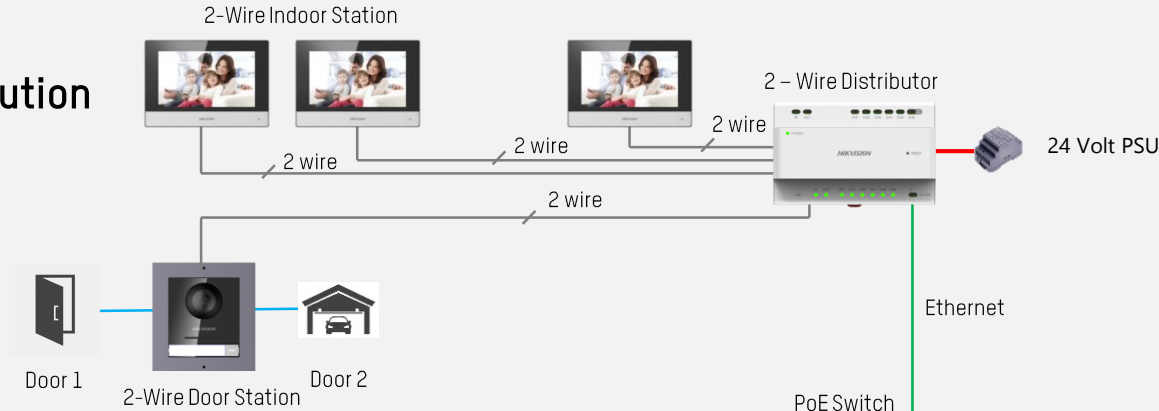
Building 2



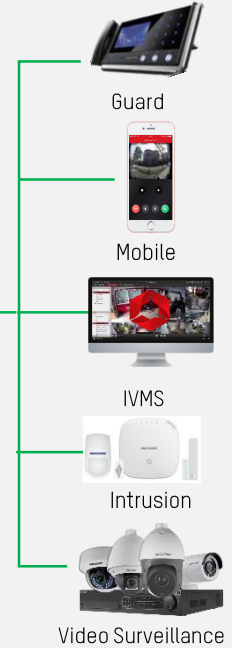
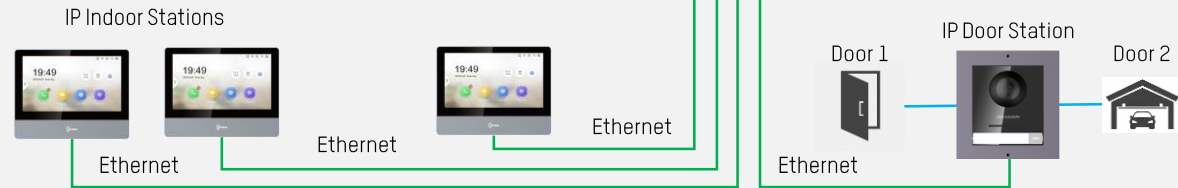
TECHNOLOGY INTRODUCTION

Mixed 2 Wire and IP devices

2-Wire Solution



IP Solution



PRODUCT INTRODUCTION

Distributors Comparison

DS-KAD706



- Supports indoor/door station
- Power + Data for devices
- Creates backbones

DS-KAD706-S



- Supports DS-KAD706
- Data only
- Interconnecting backbones

PRODUCT INTRODUCTION

Distributors Power Supply

DS-KAW60-2N



Power input: 85 to 264 VAC



Power output: 24VDC/2.5 A



Working temperature:
-30 °C to 70 °C



Installation: DIN rail TS35/7.5 or 15

PRODUCT INTRODUCTION

2 Wire Door Station

DS-KD8003-IME2



Multi Language



1920 x 1080



180° Wide
Angle, WDR



IP 65



2 Wire
Interface



Omnidirectional IR



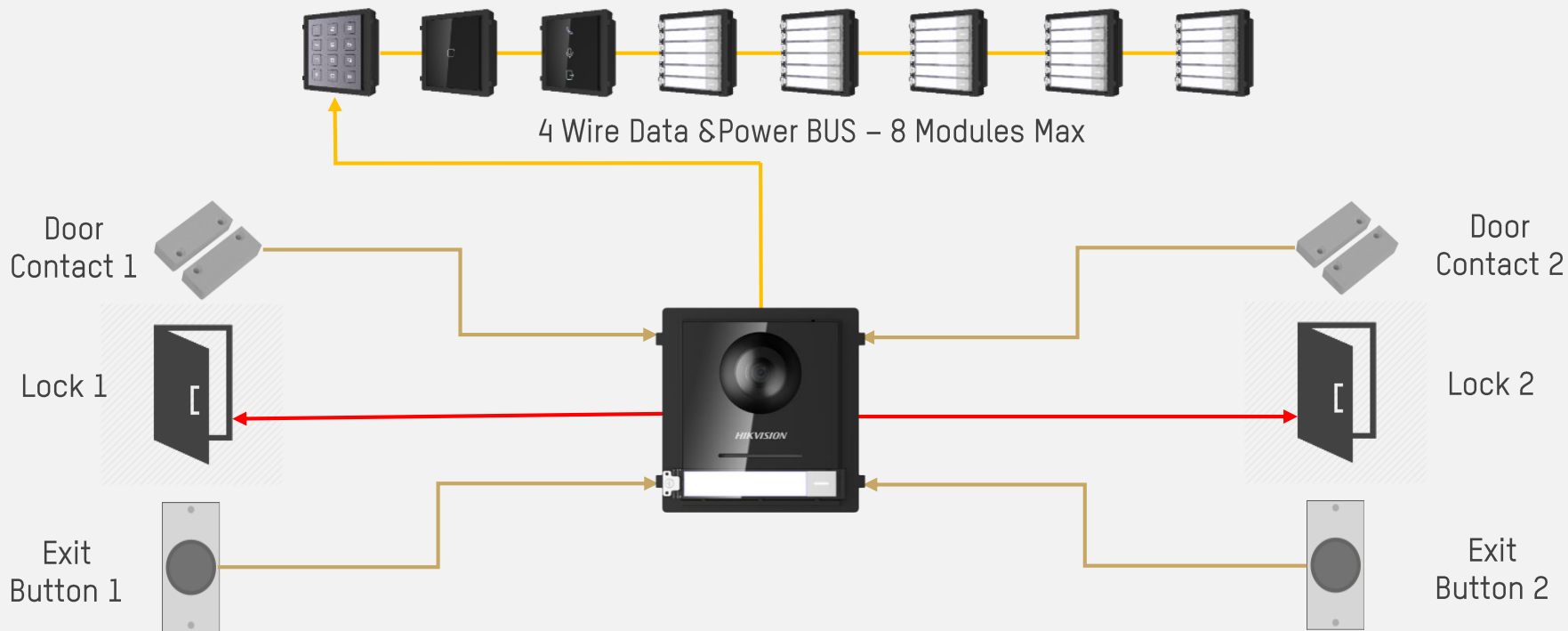
Standard
SIP



Tamper
Alarm

PRODUCT INTRODUCTION


2 Wire Door Station Peripherals



PRODUCT INTRODUCTION

Sub Modules – Same for IP and 2 Wire Door Stations

Nametag DS-KD-KK



- ✓ 6 Backlighted Buttons
- ✓ Sealed Name Tag

Keypad DS-KD-KP



- ✓ Call Residents
- ✓ Pin Code Unlock

Reader DS-KD-M



- ✓ Card Unlock
- ✓ 13.56 MHz Mifare

Reader DS-KD-E



- ✓ Card Unlock
- ✓ 125KHz MHz EM

Coming Soon



- ✓ Backlit Info Panel

Indicator DS-KD-IN



- ✓ Call Status
- ✓ Conversation Status
- ✓ Door Status

Coming Soon



- ✓ Status Indicator
- ✓ Induction loop

?
More To Come!

Blank DS-KD-BK



- ✓ Empty Module
- ✓ Hide Reader
- ✓ Reserve Space

Display DS-KD-DIS



- ✓ Residents List
- ✓ Door Station Status

More to come!



PRODUCT INTRODUCTION

Display module - Overview



- ❖ 3.5" LCD screen
- ❖ 320 × 480p resolution
- ❖ 4 backlight buttons
- ❖ 2000 residents
- ❖ Bus Powered

DS-KD-DIS



19 Languages




IP65



-20 °C to 60 °C



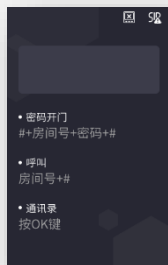
RS-485 BUS



8MB ROM/64MB RAM

PRODUCT INTRODUCTION

Display module - Calls and Access Control



Home Page



Pin Entered



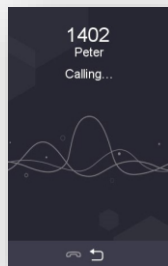
Unlocked



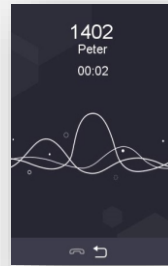
Unlock Failed



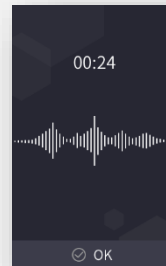
Name List



Calling



In Call




Leave A Message


PRODUCT INTRODUCTION

Mounting Options

Flush Mount



DS-KD-ACF1



DS-KD-ACF2



DS-KD-ACF3

Wall Mount



DS-KD-ACW1



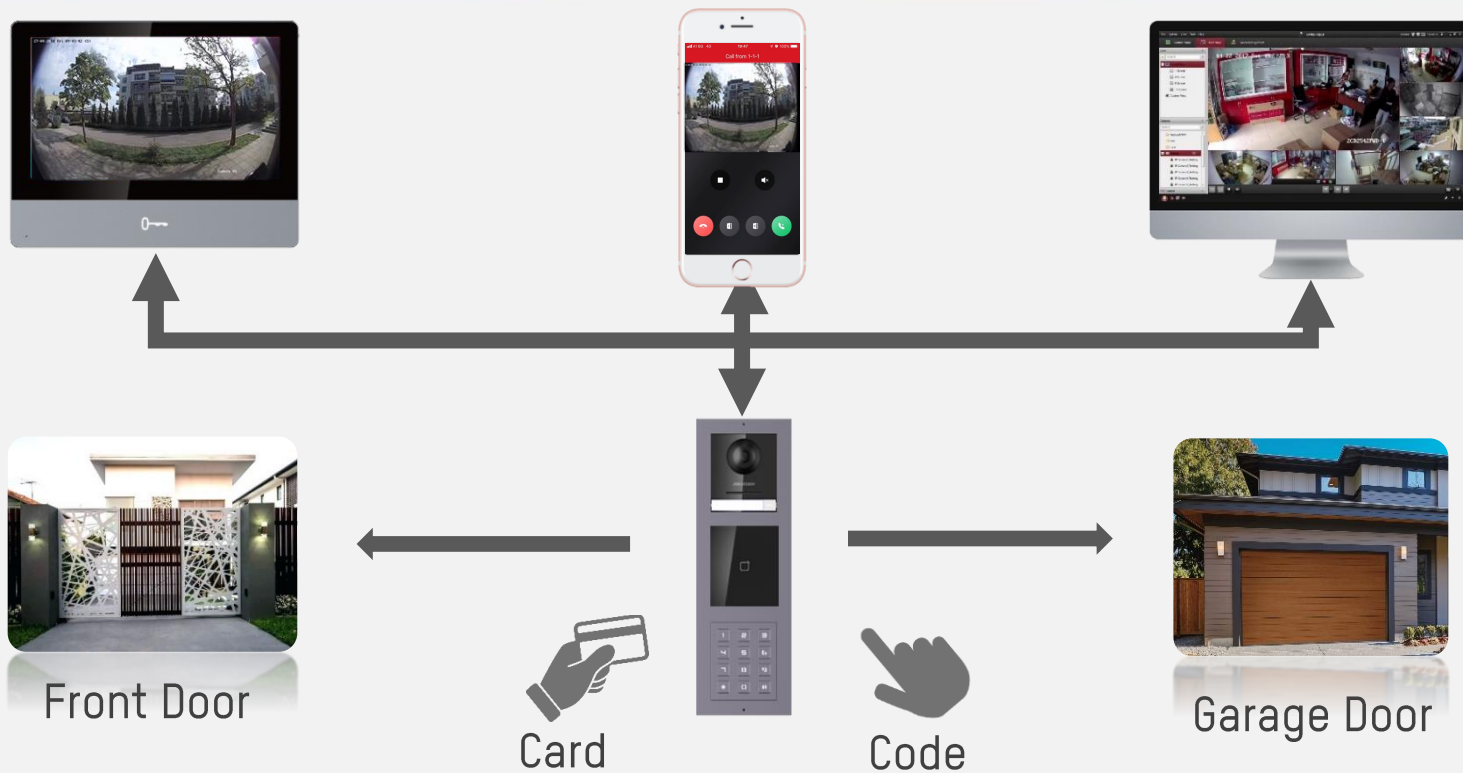
DS-KD-ACW2



DS-KD-ACW3

PRODUCT INTRODUCTION

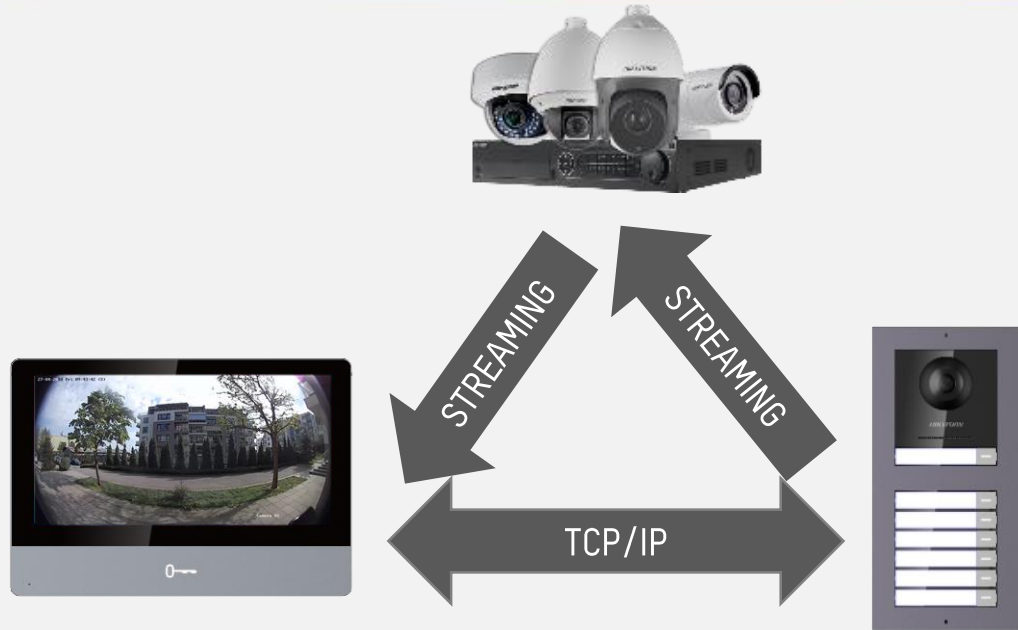
Door Station Multiple Unlocking Methods



PRODUCT INTRODUCTION

Door Station Video Surveillance Integration

- ❖ Indoor stations can monitor recorder cameras (Up to 16, 1080p @25 FPS)
- ❖ Door station camera can be viewed live and recorded in Hikvision recorders
- ❖ Door stations alarm event receiving in NVR



PRODUCT INTRODUCTION

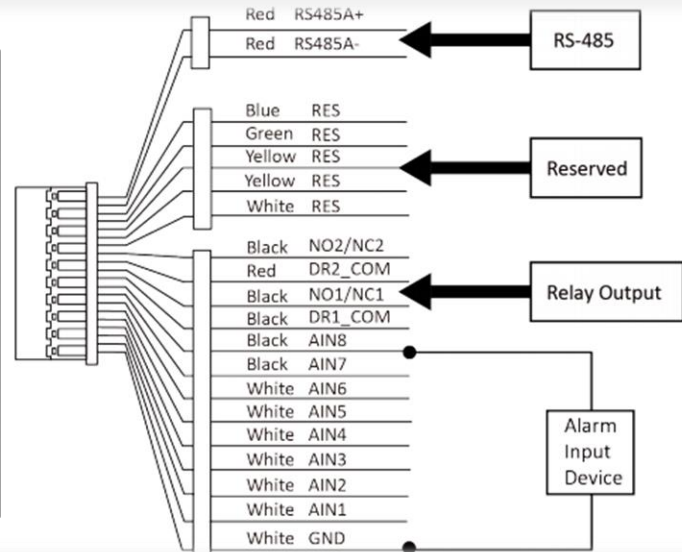
2 Wire Indoor Station

DS-KH6320



PRODUCT INTRODUCTION

Conectivity



8 Alarm inputs – for unsupervised sensors, send alarms to iVMS, master station and mobile app
2 alarm outputs – linked to incoming calls or alarm inputs, trigger siren or a 3rd party system

PRODUCT INTRODUCTION

Voice mail and photo capture

✓ A photo is captured on each call



Captured photo linked to the call

The voice message is linked to the call

<
Call Log
>

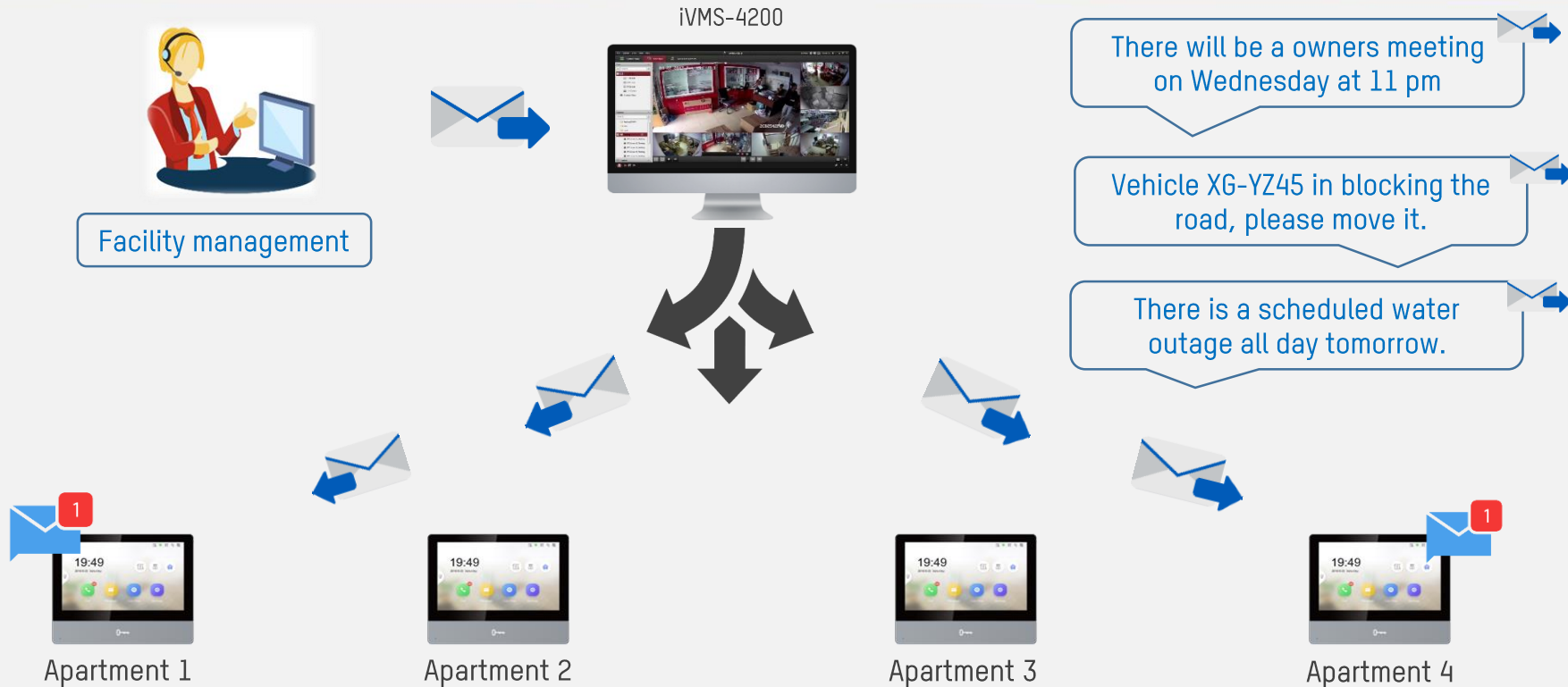
✉	Main Door Station (1-1-1)	🎵	just now
✉	Main Door Station (1-1-1)		just now
✉	Main Door Station (1-1-1)		just now
✉	Main Door Station (1-1-1)		just now
✉	Main Door Station (1-1-1)		just now
✉	Main Door Station (1-1-1)		just now
	Main Door Station		just now

📞
👤
1
📞

✓ Voice mail activates if nobody answer

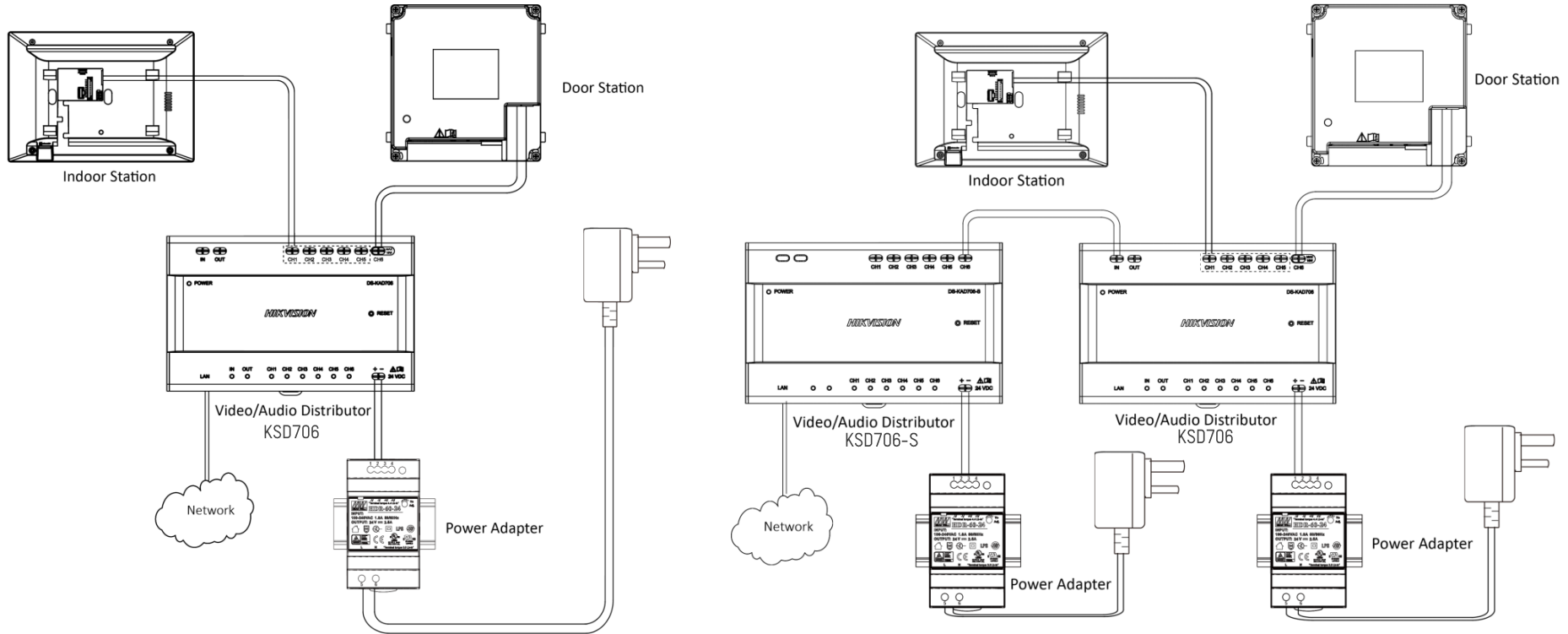
PRODUCT INTRODUCTION

Community Notices



Installation

2-Wire Door and Indoor Station Installation



Installation

Cable type and distance performance

Routing Path	24AWG (0.2mm ²)	20AWG (0.5mm ²)	18AWG (0.8mm ²)	RVV 4
DS-KAD706 - DS-KAD706-S	Transmission Distance ≤ 60 m	Transmission Distance ≤ 60 m	Transmission Distance ≤ 60 m	Transmission Distance ≤ 35 m
DS-KAD706-S - DS-KAD706-S	Transmission Distance ≤ 60 m	Transmission Distance ≤ 60 m	Transmission Distance ≤ 60 m	Transmission Distance ≤ 35 m
DS-KAD706- DS-KD8003- IME2	Transmission Distance ≤ 35 m	Transmission Distance ≤ 60 m	Transmission Distance ≤ 60 m	Transmission Distance ≤ 35 m
DS-KAD706- DS-KH6320- WTE2	Transmission Distance ≤ 35 m	Transmission Distance ≤ 60 m	Transmission Distance ≤ 60 m	Transmission Distance ≤ 35 m

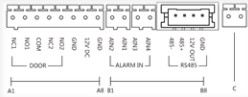
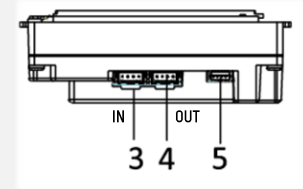

CONFIGURATION

Sub Modules Addressing

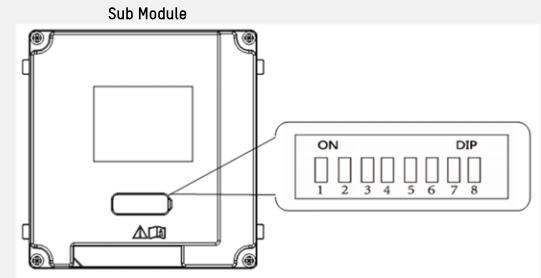
RS-485 Data & Power BUS – 8 Modules Max



OUT
3A MAX



	DIP 1	DIP 2	DIP 3	DIP 4	DIP 5	DIP 6	DIP 7	DIP 8
Adress 1	ON							
Adress 2		ON						
Adress 3	ON	ON						
Adress 4			ON					
Adress 5	ON		ON					
Adress 6		ON	ON					
Adress 7	ON	ON	ON					
Adress 8				ON				



CONFIGURATION

Indoor Station Quick Configuration

Wizard-Language 1/5

English ✓

Русский

Deutsch

Italiano

Français

Deutsch

Next Skip

Select Language

Wizard-Network 2/5

DHCP

Local IP 192.0.0.64

Subnet Mask 255.255.255.0

Gateway 192.0.0.1

Previous Next Skip

Set Network Parameters



No PC is needed

Wizard-Settings 3/5

Indoor Station Type Indoor Station >

Floor 1

Room No. 1

Previous Next Skip

Choose Indoor Station Mode

Wizard-Related Devices 4/5

Please enter the serial No.

✓ RRC329480
DS-KD8003-IME1 192.0.0.65 V2.0.0build 181121 Activate

Previous Next Skip

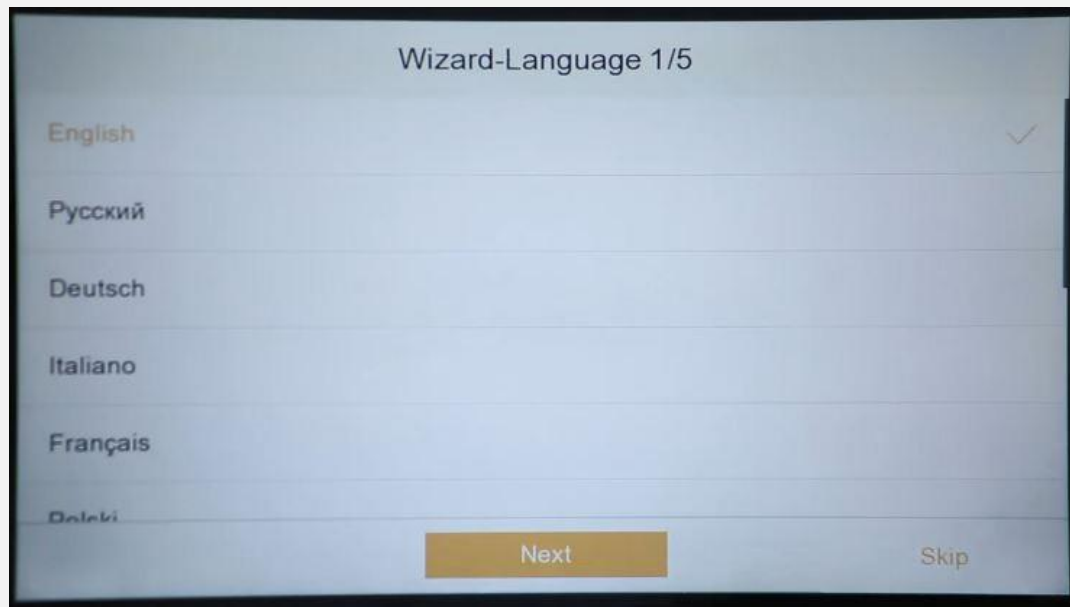
Activate and Choose Door Station



Fast and simple

CONFIGURATION

Indoor Station Quick Station Configuration Video



PERFORMANCE

Fisheye Camera

180 ° Horizontal View




96 ° Vertical View



PERFORMANCE

Wide Dynamic Range Camera

Strong Backlight
Hard to Recognize Visitors
Overall Dark Scene



WDR Off



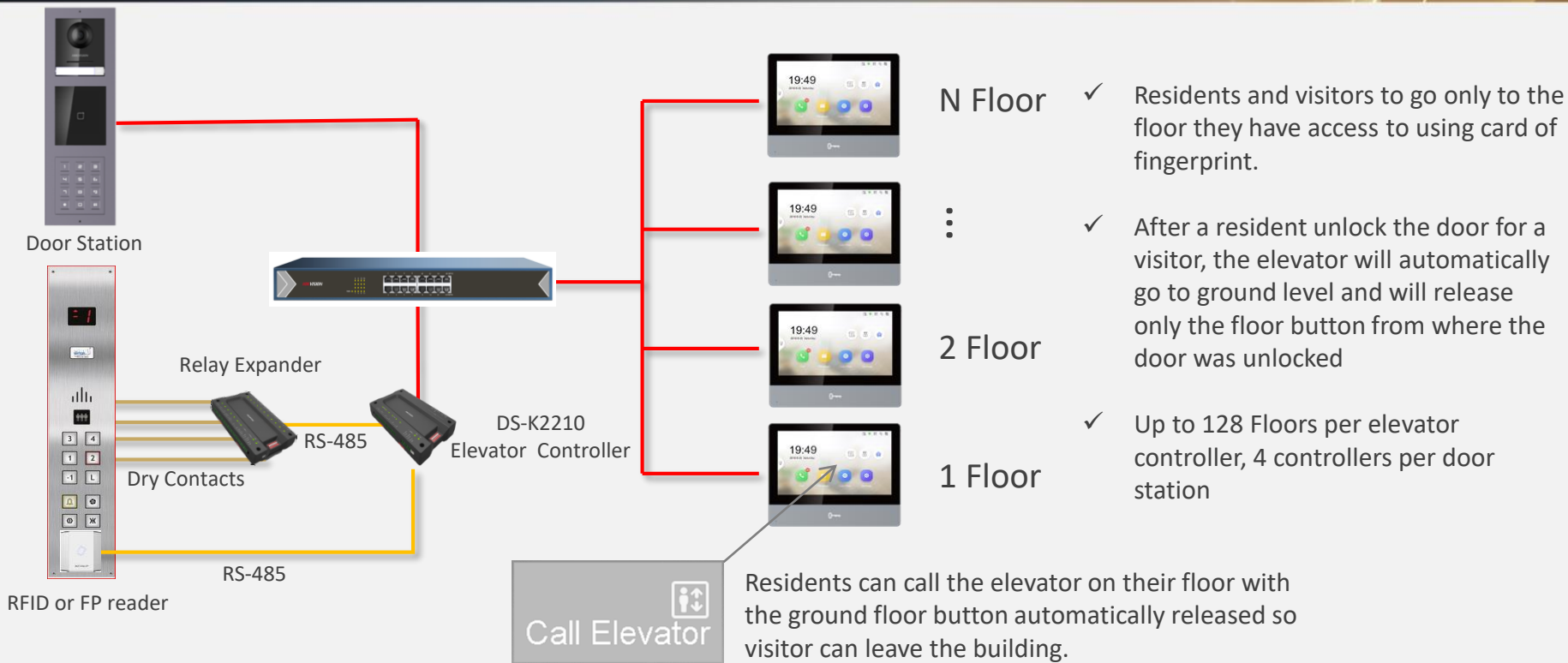
WDR On

SUMMARY

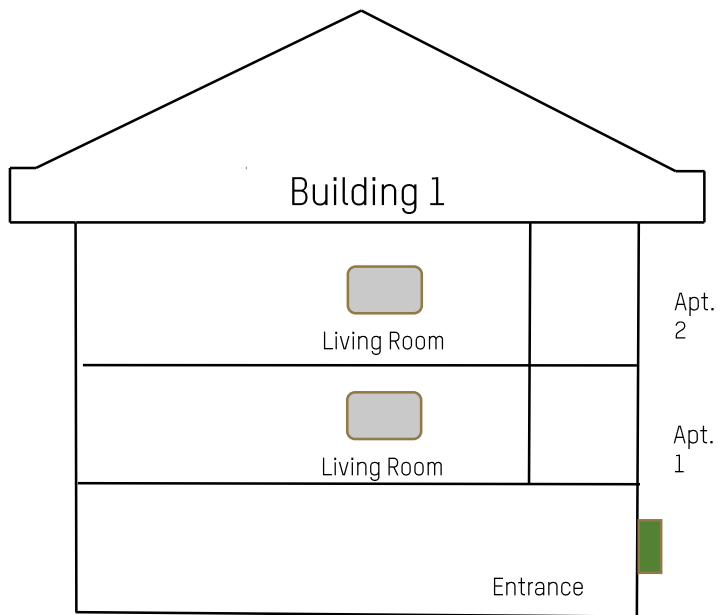
- Easy upgrade of old systems with just 2 wires used
- Fast configuration without any additional networking knowledge
- Modern features rich like IP systems
- Scalable hardware, flexible to fit every project
- Mix is possible between IP and 2 wire devices
- Other security systems integration

PERFORMANCE

Elevator integration

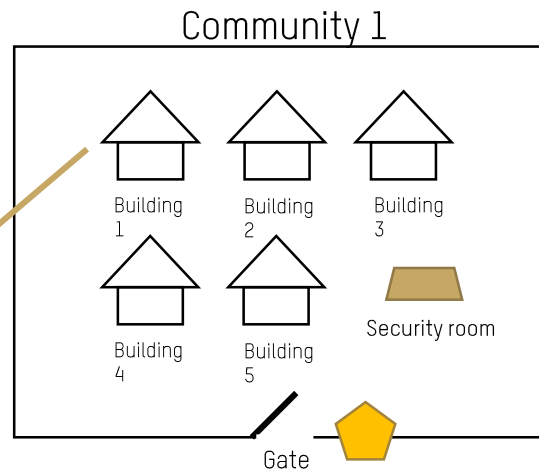


New Features | Outer Door Station



 Indoor Station  Door Station

 Outer Door Station  Master Station



- **Application:**

Outer door station is used at the entrance of a community, while door station is used at the entrance of a building.

- **Function:**

1. Outer door station and master station can call indoor stations from different buildings.
2. All devices need to be registered on master station.

New Features | Door Station

• It supports to connect card reader via RS485.

HIKVISION



Card Reader Model:

- DS-1101M/K
- DS-1102M/K
- DS-1103M/K
- DS-1104M/K
- DS-1107M/K
- DS-1108M/K

Card Type: Mifare Card

5

SOFTWARE

PRODUCT INTRODUCTION

iVMS-4200 3.1



PRODUCT INTRODUCTION

iVMS-4200 3.1



24/7 service

- New software architecture makes the service work and receive data and events even if the client is not in operation



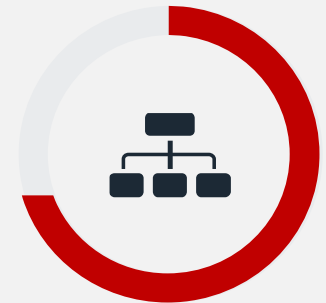
Friendly design

- Components based design makes it install modules flexible
- New UI Design
- Friendly to users



Startup faster

- Optimization of the program makes it start 3 times faster

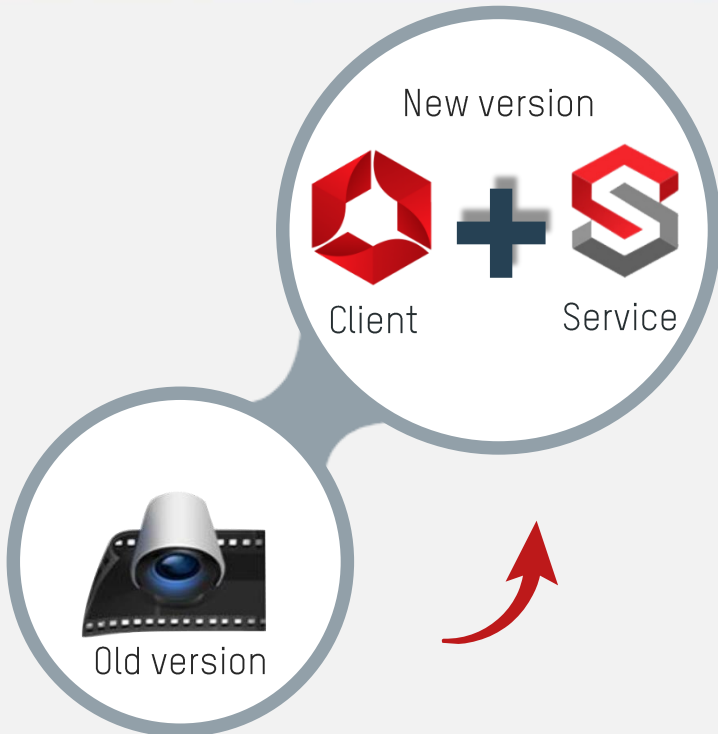


Rich applications

- Overall management of video surveillance, access control, video intercom, alarm etc..

PRODUCT INTRODUCTION

iVMS-4200 3.1



Functions of service management server:

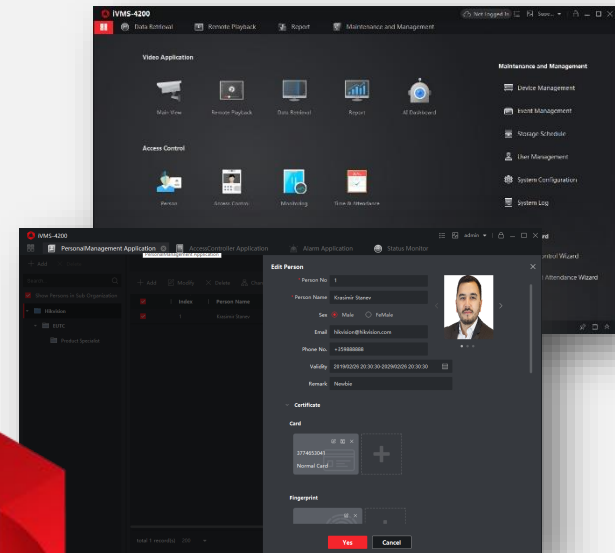
- 24/7 in operation
- More stable
- Receiving data and events even if the client is closed
- Automatic repair in case of system service exception

PRODUCT INTRODUCTION

iVMS4200 – Unified Platform

KEY BENEFITS

- Single free Hikvision application to manage all devices
- Modular system to select application features you only need
- Available modules for Video Surveillance, Intercom, Access control and Intrusion
- Alarm notification module for instant monitoring
- Sent out community notices to keep the tenant informed
- Manage only single database for all Access control devices


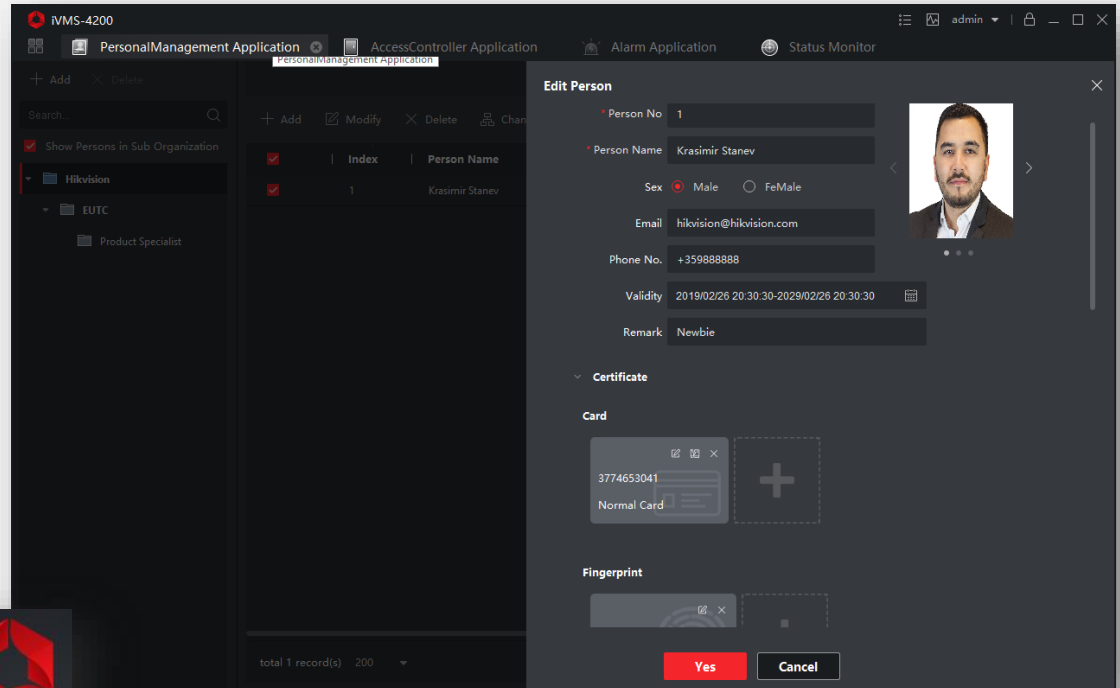


iVMS-4200

PRODUCT INTRODUCTION

iVMS4200- Unified User Database

- Unified user database for access and intercoms
- Unified Access Levels
- Unified User Groups
- Card, PIN, Fingerprint, Face
- Batch Card Assignment
- Advanced Import/Export



PRODUCT INTRODUCTION

iVMS4200- Unified Alarm Module

- Unified Alarm Module
- Quick History Search
- Photo/Video Linkage
- Video Pop UP
- Acknowledgment
- Priority Define
- Quick Filters
- Quick Email Send

The screenshot displays the iVMS-4200 software interface. At the top, there are tabs for 'AccessController Application', 'Alarm Application', 'Status Monitor', and 'Maintenance and Management'. Below the tabs, there are filters for 'Device Type' (Security Control Panel, Video Intercom, Access Control Device) and 'Priority' (High, Medium, Normal, Uncategorized). A 'Real-time Event' section is active, showing a table of events.

Event Source	Event Name	Event Time	Priority	Event Details	Acknowledgement
Door Station:Modular Door Station Camera1	Video Intercom Event	2019-02-26 20:24:40	Uncategoriz...	Camera1_public	Unacknowledged
Door Station:Modular Door Station Camera1	Video Intercom Event	2019-02-26 20:24:17	Uncategoriz...	Camera1_public	Unacknowledged
Door Station:Modular Door Station	Video Tampering Detection	2019-02-26 20:23:32	Uncategoriz...	Modular Door Station	Unacknowledged
Door Station:Modular Door Station	Video Tampering Detection	2019-02-26 20:16:34	Uncategoriz...	Modular Door Station	Acknowledged
Indoor Station:Master Station:Red Dot Indoor Station	Device Offline Alarm	2019-02-26 20:12:25	Uncategoriz...		Unacknowledged

Below the table, there are buttons for 'Batch Acknowledge', 'Clear', 'Disable Audio', 'Auto-Select Latest Event', and 'Filter'. A 'Details' section is visible, showing a 'Picture' of a building, an 'Alarm Detail' for 'Camera1_public', and a 'Processing Record' with a play button icon.

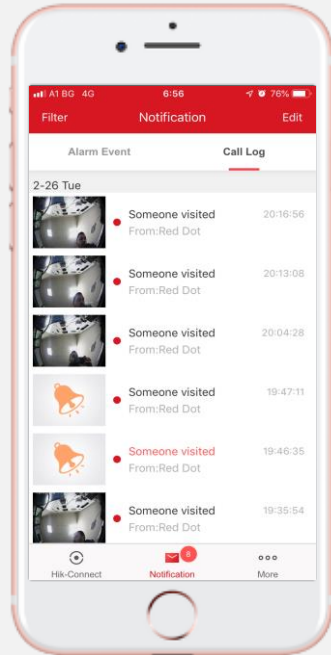
Video: Set a priority or an event

PRODUCT INTRODUCTION

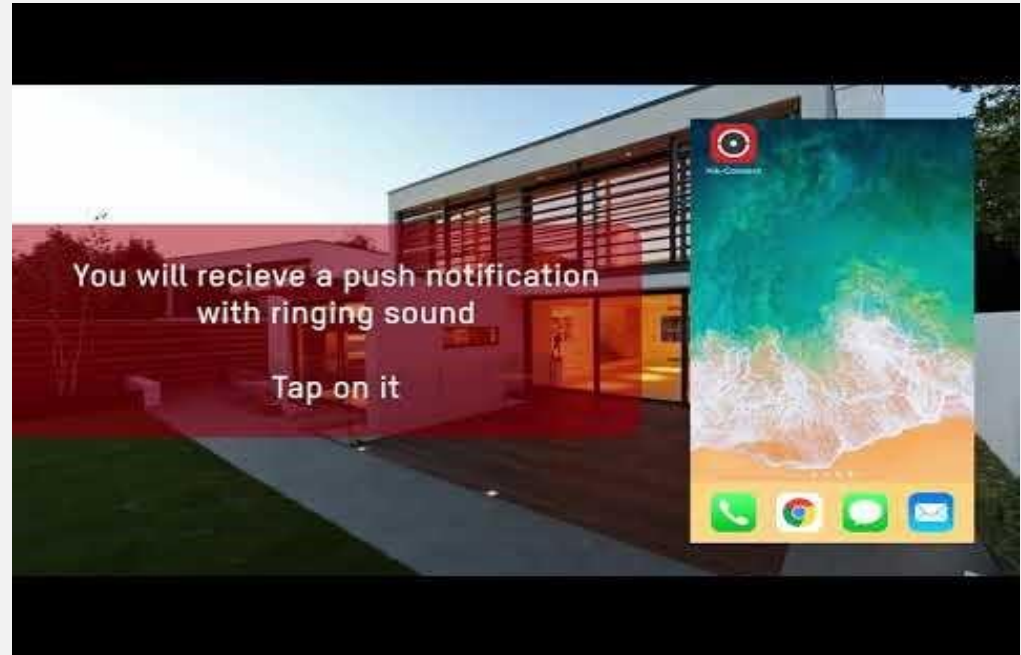
Mobile Application - Control



Live View, Receive Calls,
Unlock Doors



Check Call log and
captured photo



Hik-Connect Intercom Functionality Video

PRODUCT INTRODUCTION

Mobile Application

KEY BENEFITS

- Control your door remotely with use of a mobile app HikConnect
- Check and play back who visited you while absent
- Free service to manage all your house Security solutions with one app
- Maintain and adjust basic functions over the single app
- Share the account with your family members

HikConnect



Thanks

Hikvision Digital Technology Co., Ltd.

No.555 Qianmo Road, Binjiang District

Hangzhou 310052, China

T +86 571 88075998

F +86 571 89935635

overseasbusiness@hikvision.com

www.hikvision.com